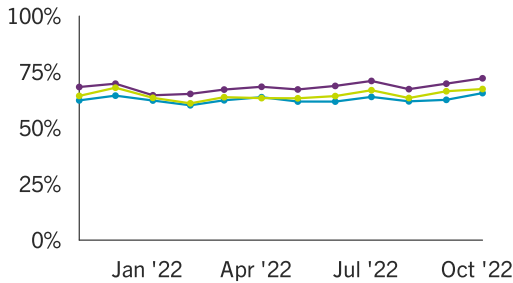


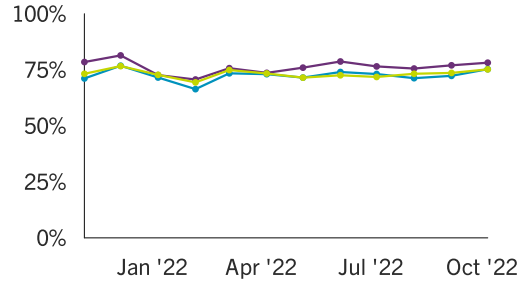
### Do Americans support school choice policies?

• ESAs • School Vouchers • Charter Schools

% Total Support, among All Adults (Strongly Support + Somewhat Support)



% Total Support, among School Parents (Strongly Support + Somewhat Support)



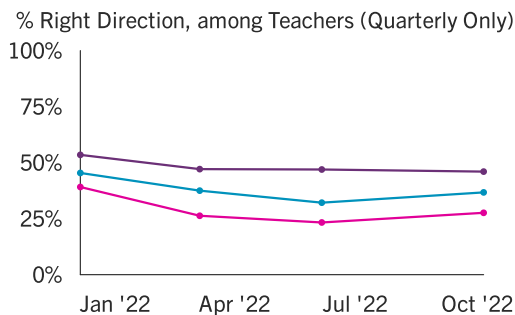
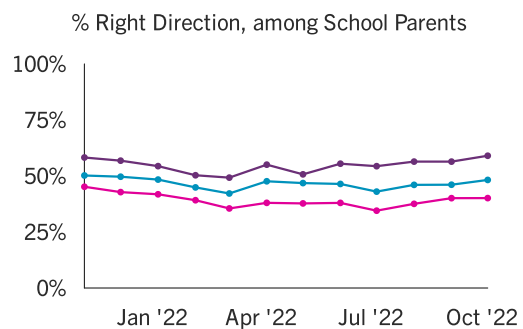
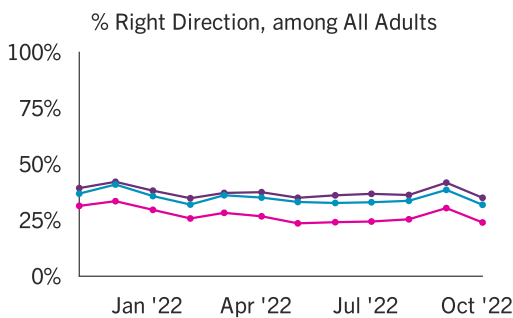
An "education savings account" in K–12 education – often called an ESA – establishes for parents a government-authorized savings account with restricted, but multiple uses for educational purposes. Parents can then use these funds to pay for: school tuition; tutoring; online education programs; therapies for students with special needs; textbooks or other instructional materials; or save for future college expenses.

A school voucher system allows parents the option of sending their child to the school of their choice, whether that school is public or private, including both religious and non-religious schools. If this policy were adopted, tax dollars currently allocated to a school district would be allocated to parents in the form of a 'school voucher' to pay partial or full tuition for the child's school.

Charter schools are public schools that have more control over their own budget, staff, and curriculum, and are exempt from many existing public school regulations.

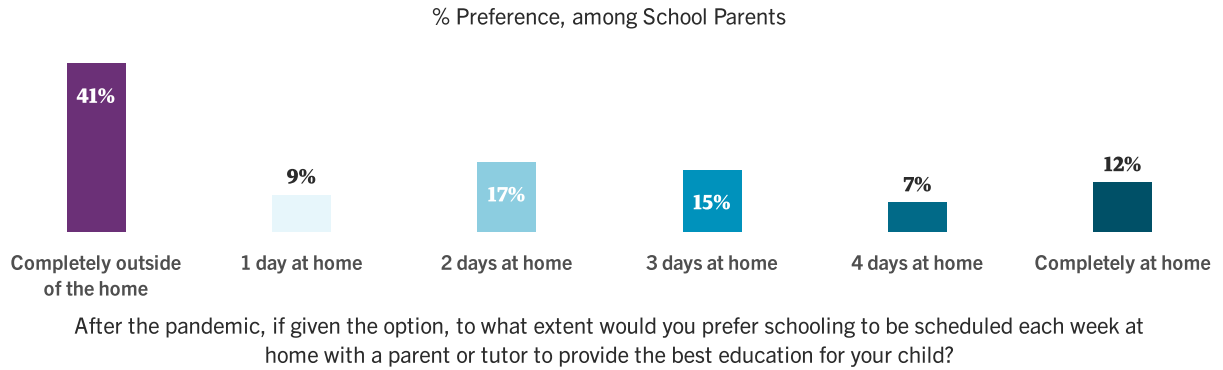
### Americans think education is headed...

• Local School District • State • Nationwide



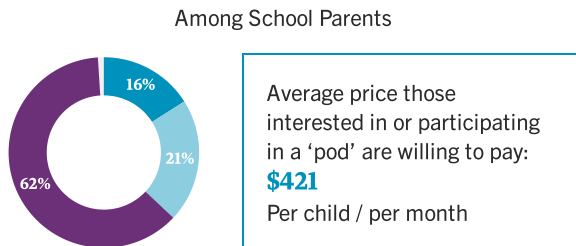
Do you feel things in K–12 Education are generally going in the right direction, or do you feel things have generally gotten off on the wrong track?

### Most school parents prefer one or more days of home-based schooling for their children.

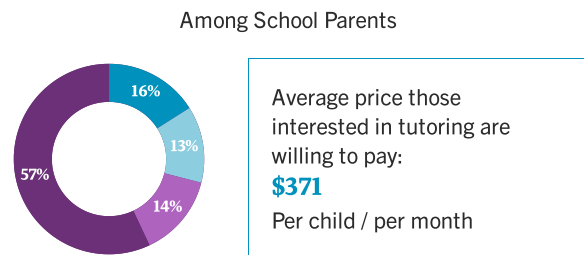


### Parents express substantial interest in learning pods and tutoring. They are willing to pay hundreds of dollars per child/per month for those education opportunities.

- Yes, we're currently participating in a 'pod'
- No, but we're looking to form or join a 'pod'
- No, we're not planning to participate in a 'pod'
- Yes, my child is currently being tutored
- No, but I am actively looking for a tutor
- No, but I will be looking soon for a tutor
- No, my child does not need tutoring at this time

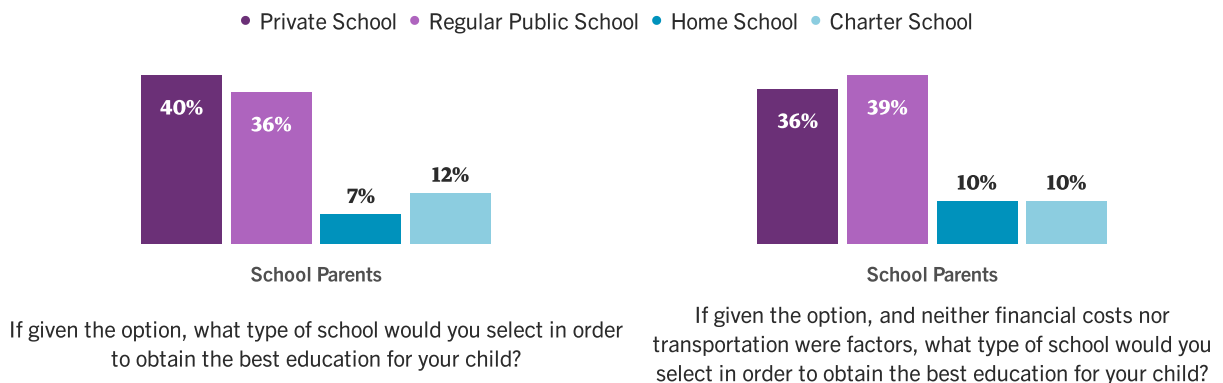


As a result of the coronavirus pandemic, are you currently participating in a 'pod' with other families? You said you're currently participating in a 'pod', is that...? You said you're looking to form a 'pod', would that be...?



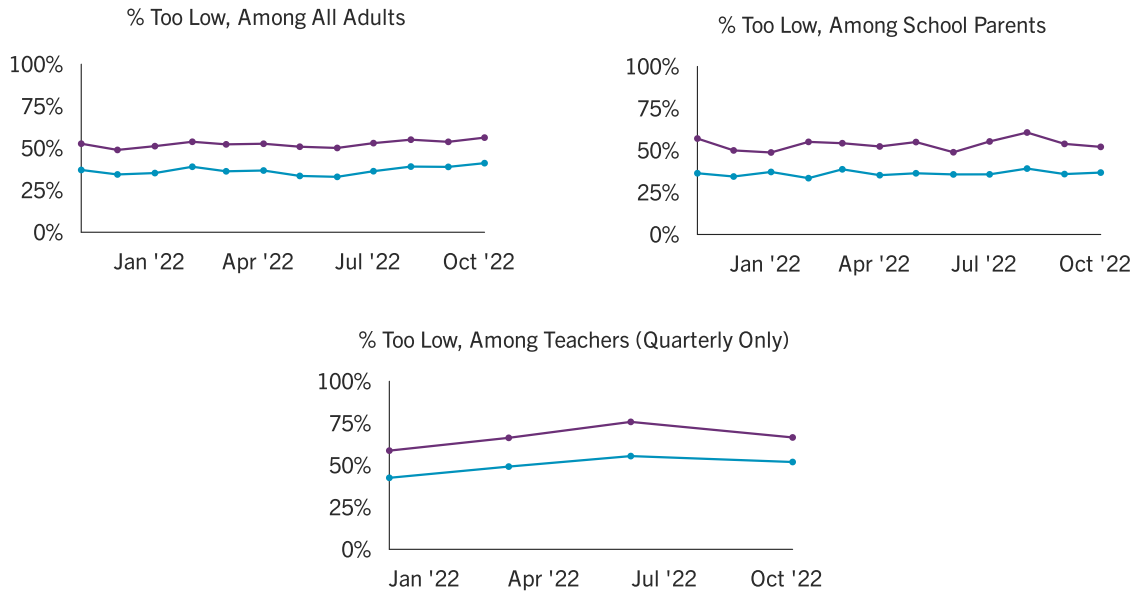
Is your child getting tutoring outside of regular school hours this school year?

### If the general public/parents could choose any school for their kids, they would prefer...



## Is school funding too low? Information is powerful.

● No Description ● With Description



No Description: Do you believe public school funding in your state is too low?

With Description: On average, your state spends \$[Respondent's State Average] per student attending public school each year. Do you believe public school funding is too low?

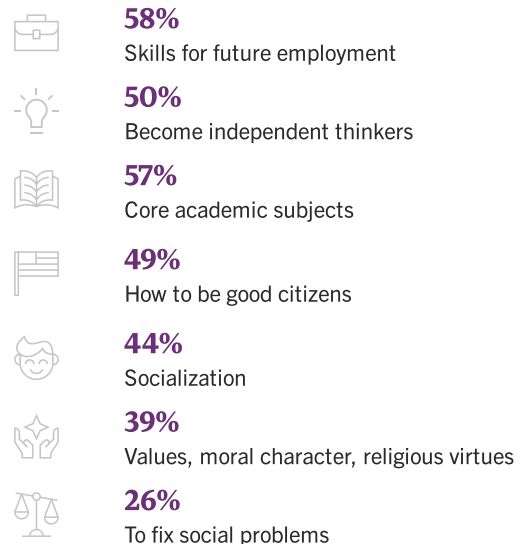
## The main purpose of education?

% Extremely Important, among All Adults

### Grades K-8



### Grades 9-12



What do you believe should be the main purpose of education during Kindergarten through 8th grade/High School? In your opinion, how important is it for students to learn...

Methodology: These polls are fielded online, among a national sample of 2,200 general population adults (age 18+) monthly, an oversample of 700 K-12 school parents monthly, and 1,000 teachers quarterly living in the United States (including the District of Columbia). The national gen pop results include a monthly sample of approximately 500 K-12 school parents. Morning Consult uses nonprobability, stratified sampling based on age and gender for general population; race and ethnicity for K-12 school parents; gender and years of experience for teachers. The gen pop and K-12 school parent results are weighted on the following demographic variables: age, gender, region, race/ethnicity, and educational attainment. "Don't Know," "Unsure," or "No Opinion" responses, or equivalents, are occasionally excluded from the charts in order to focus on those respondents who did express an opinion.