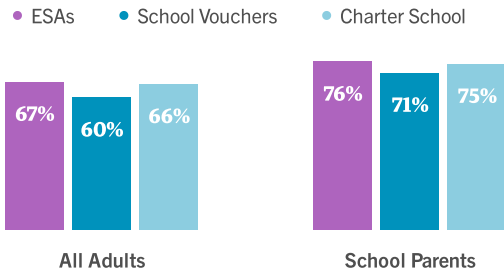


### Do residents of California support school choice policies?

% Total Support, among All Adults (Strongly Support + Somewhat Support)



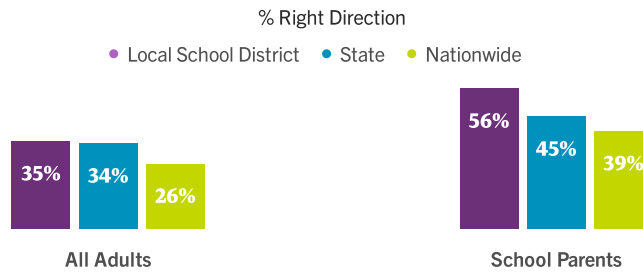
An "education savings account" in K–12 education – often called an ESA – establishes for parents a government-authorized savings account with restricted, but multiple uses for educational purposes. Parents can then use these funds to pay for: school tuition; tutoring; online education programs; therapies for students with special needs; textbooks or other instructional materials; or save for future college expenses.

A school voucher system allows parents the option of sending their child to the school of their choice, whether that school is public or private, including both religious and non-religious schools. If this policy were adopted, tax dollars currently allocated to a school district would be allocated to parents in the form of a 'school voucher' to pay partial or full tuition for the child's school.

Charter schools are public schools that have more control over their own budget, staff, and curriculum, and are exempt from many existing public school regulations.

### Residents of California think education is headed...

Do you feel things in K–12 Education are generally going in the right direction, or do you feel things have generally gotten off on the wrong track?



### The main purpose of education?

% Extremely Important, among All Adults

What do you believe should be the main purpose of education during Kindergarten through 8th grade/High School? In your opinion, how important is it for students to learn...

#### Grades K–8

- 55%** Core academic subjects
- 47%** Socialization
- 44%** How to be good citizens
- 47%** Become independent thinkers
- 42%** Skills for future employment
- 32%** Values, moral character, religious virtues
- 20%** To fix social problems

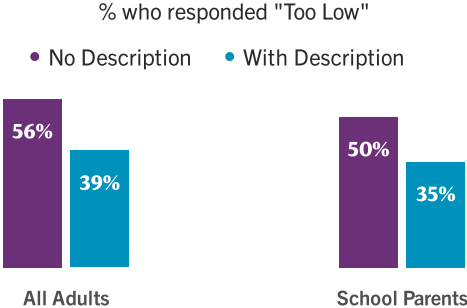
#### Grades 9–12

- 59%** Skills for future employment
- 51%** Become independent thinkers
- 54%** Core academic subjects
- 48%** How to be good citizens
- 44%** Socialization
- 35%** Values, moral character, religious virtues
- 24%** To fix social problems

### Is school funding too low? Information is powerful.

No Description: Do you believe public school funding in California is too low?

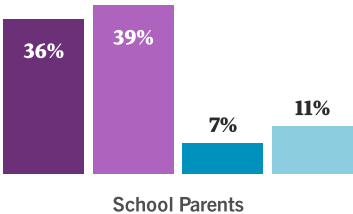
With Description: On average, California pays 0 per student attending public school each year. Do you believe public school funding is too low?



### If the general public/parents could choose any school for their kids, they would prefer...

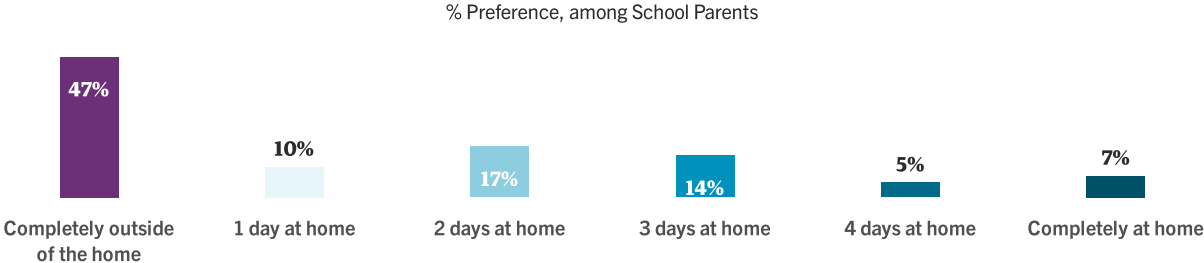
- Private School
- Regular Public School
- Home School
- Charter School

If given the option, what type of school would you select in order to obtain the best education for your child?



### Most school parents in California prefer one or more days of home-based schooling for their children.

After the pandemic, if given the option, to what extent would you prefer schooling to be scheduled each week at home with a parent or tutor to provide the best education for your child?

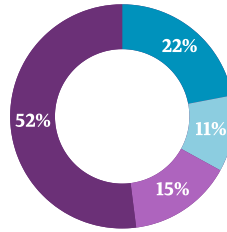


## Parents express substantial interest in tutoring.

### Among School Parents

Is your child getting tutoring outside of regular school hours this school year?

- Yes, my child is currently being tutored
- No, but I am actively looking for a tutor
- No, but I will be looking soon for a tutor
- No, my child does not need tutoring at this time



---

Methodology: These polls are fielded online, among a national sample of 2,200 general population adults (age 18+) monthly, an oversample of 700 K-12 school parents monthly. The national gen pop results include a monthly sample of approximately 500 K-12 school parents. Morning Consult uses nonprobability, stratified sampling based on age and gender for general population; race and ethnicity for K-12 school parents. The gen pop and K-12 school parent results are weighted on the following demographic variables: age, gender, region, race/ethnicity, and educational attainment. "Don't Know," "Unsure," or "No Opinion" responses, or equivalents, are occasionally excluded from the charts in order to focus on those respondents who did express an opinion.

Starting in February 2022, Morning Consult and EdChoice started to employ a method known as multilevel regression and poststratification (MRP) to state-level data for estimates. For more information, please visit:

[www.edchoice.morningconsultintelligence.com/state\\_methodology](http://www.edchoice.morningconsultintelligence.com/state_methodology)

To learn more about MRP, see:

- Gelman, Andrew, and Little, Thomas C. 1997. Poststratification into many categories using hierarchical logistic regression. *Survey Methodology* 23: 127-35
- Lax, Jeffrey R., and Phillips, Justin H. 2009. How should we estimate public opinion in the states? *American Journal of Political Science* 53: 107-21
- Park, David K., Gelman, Andrew, and Bafumi, Joseph. 2004. Bayesian multilevel estimation with poststratification: State-level estimates from national polls. *Political Analysis* 12:375-85