



# TEACHERS AND K-12 EDUCATION

A National Polling Report

MAY 2024

# KEY FINDINGS

1. Generally, teachers report the highest satisfaction in relationships with family members. They are least satisfied with their physical and mental health. Two-thirds of teachers feel a “sense of purpose” and “hopeful” when thinking about the future. Nearly 1 in 3 say they feel “overwhelmed.”
2. Teachers’ optimism for K-12 education has hit the lowest point in 4 years. Positive feelings about the direction of K-12 education have continued to fall sharply at the national, state, and local levels.
3. This spring, teachers across school types express high levels of pessimism about the teaching profession. The proportion of teachers who would recommend the teaching profession has continued to fall to substantially lower levels.
4. In the past year, 40% of teachers say they have had to change their teaching curriculum due to new state laws. Over 25% say their libraries have removed books as a result. Almost half of teachers (49%) have decided on their own to limit discussions on political and social issues in class. More than one-third say they have seen their fellow teachers do the same.
5. Teachers report more frequent absences among their students than they did in the fall. District school teachers continue to report more absences than private teachers.
6. Almost half of teachers say that student misbehaviors are more frequent this year than last year. District school teachers saw an increase in these misbehaviors, while private school teachers experienced a decrease since the fall.
7. About half of teachers are allowed to establish and enforce their own cell phone policies. Almost two-thirds of teachers work in schools that allow students to have cell phones with them at school. Teachers are much less supportive of cell phones in school and in the classroom than teens and school parents.
8. Two-thirds of teachers think their students are on social media at least “very often.” High school teachers are more likely to report their students using social media. Teachers feel much more negatively than teenagers about the effects of social media.
9. Aside from school vouchers, at least half of teachers show support for a range of school choice policies. This support has fallen slightly since the fall.
  - Education savings accounts (ESAs) – 69%
  - Open enrollment – 63%
  - Charter schools – 50%
  - School vouchers – 41%

## Methodology:

This poll was conducted between March 28, 2023 – April 3, 2024 among a sample of 1031 Teachers. The interviews were conducted online. Results based on the full survey have a measure of precision of plus or minus 3.10 percentage points.

AGENDA

**VIEWS ON K-12 EDUCATION**

**TEACHING PROFESSION AND EXPERIENCES**

**VIEWS ON TECHNOLOGIES, SOCIAL MEDIA**

**SCHOOL CHOICE POLICIES**

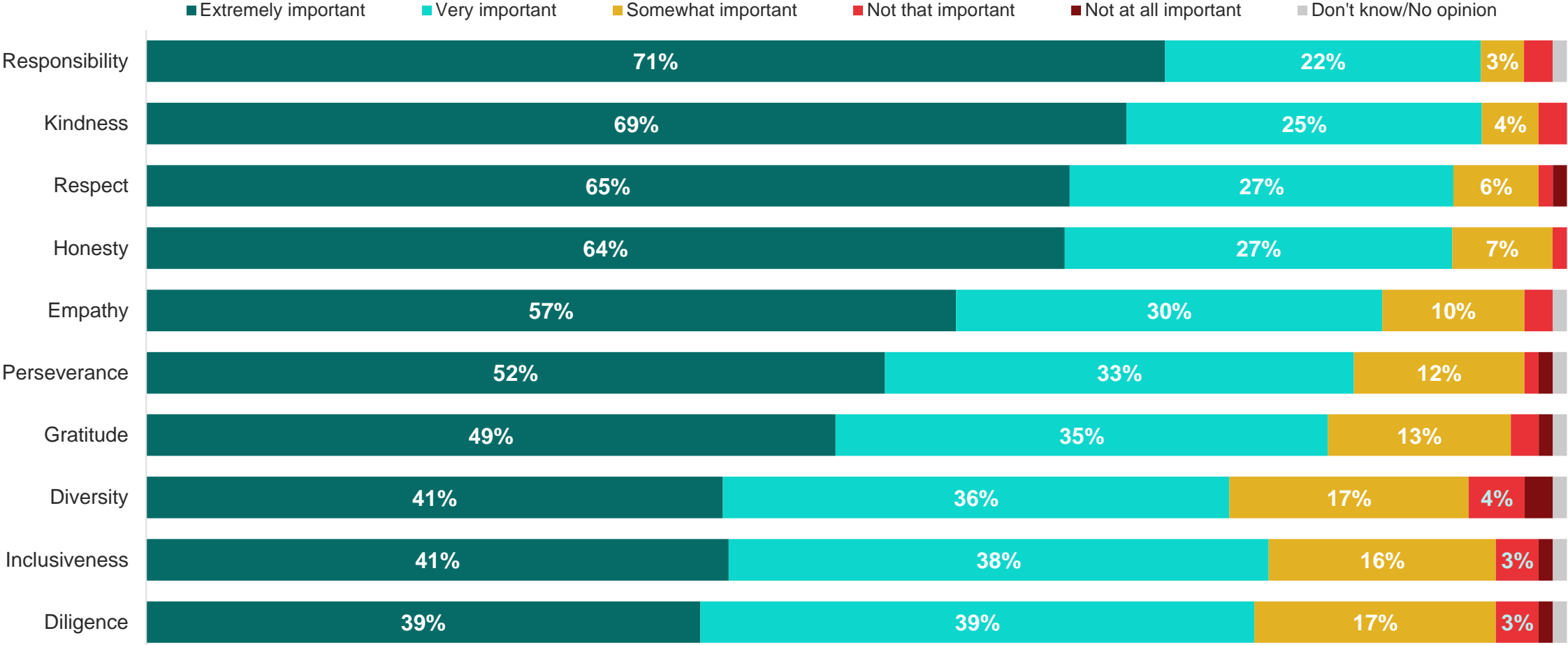
**SURVEY PROFILE AND DEMOGRAPHICS**



# Teachers think it is most important to instill values of responsibility, kindness, and respect in their students.

For this current school year, to what extent is it important that you instill and promote the following values for your students?

## Teachers – Top 10 Values

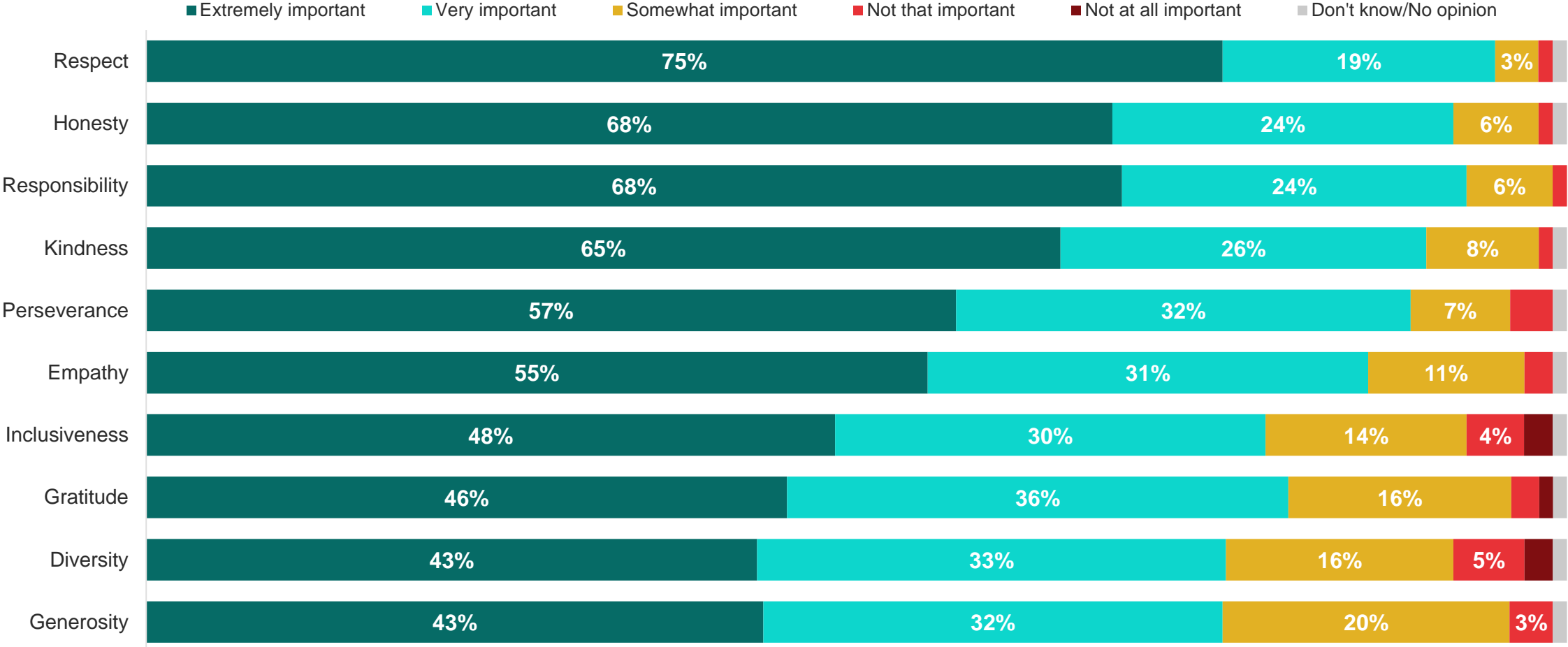


Source: Survey conducted March 28, 2024 – April 3, 2024, U.S. K-12 education teachers

# Similarly, teachers want their schools to emphasize respect, honesty, and responsibility.

For this current school year, to what extent is it important that your school emphasize the following values for students?

## Teachers – Top 10 Values

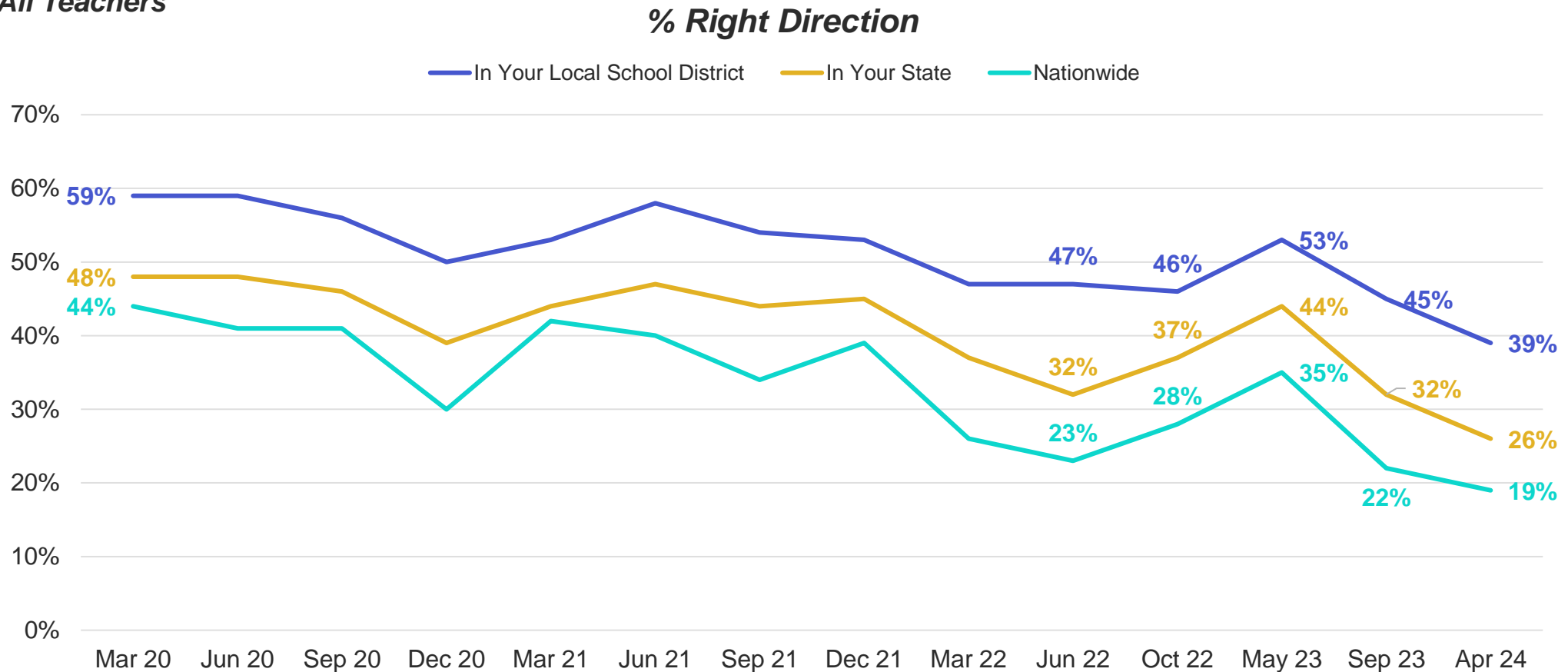


Source: Survey conducted March 28, 2024 – April 3, 2024, U.S. K-12 education teachers

# Teachers' optimism has hit the lowest point in 4 years. Positive feelings about the direction of K-12 education have continued to fall sharply at the national, state, and local levels.

Do you feel things in K-12 education are generally going in the right direction, or do you feel things have generally gotten off on the wrong track?

## All Teachers



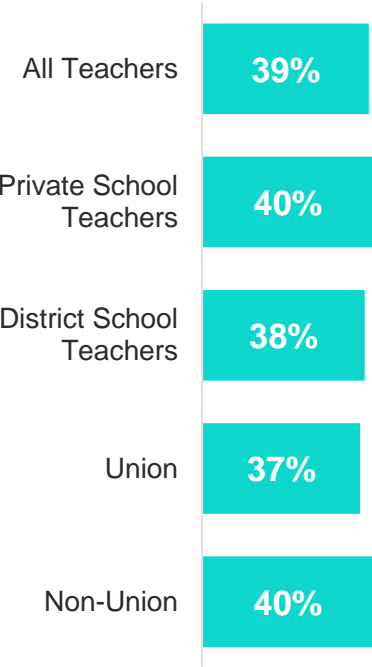
# Private school teachers are more positive about the direction of K-12 education than district school teachers. That's especially true when considering state and national views.

Do you feel things in K-12 education are generally going in the right direction, or do you feel things have generally gotten off on the wrong track?

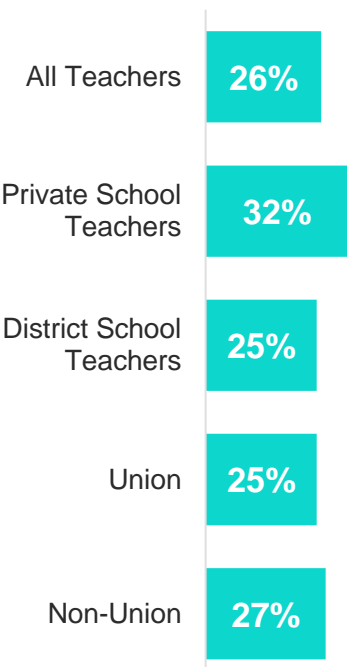
## All Teachers

### % Right Direction

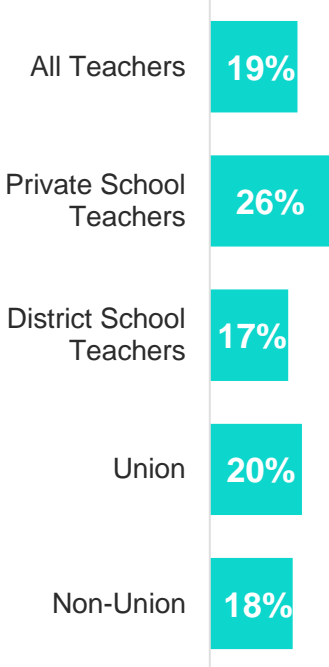
#### In your local school district



#### In your state



#### Nationwide



Source: Survey conducted March 28, 2024 – April 3, 2024, U.S. K-12 education teachers

Teachers have a diverse set of views on what should be the main purpose of K-12 education. They are most likely to believe high school should focus on skills for future employment and independent thinking.

What do you believe should be the main purpose of education during Kindergarten through 8th grade/High School? In your opinion, how important is it for students to learn...

### All Teachers

#### % Extremely Important








#### Grades K-8

Average % selected Extremely Important **46%**

-  Become independent thinkers (**58%**)
-  Socialization (**57%**)
-  How to be good citizens (**54%**)
-  Core academic subjects (**49%**)
-  Skills for future employment (**41%**)
-  Values, moral character, religious virtues (**38%**)
-  To fix social problems (**22%**)

#### Grades 9-12

Average % selected Extremely Important **49%**

-  Skills for future employment (**67%**)
-  Become independent thinkers (**65%**)
-  How to be good citizens (**61%**)
-  Socialization (**51%**)
-  Core academic subjects (**41%**)
-  Values, moral character, religious virtues (**36%**)
-  To fix social problems (**25%**)

**59%**  
of school parents\* believe skills for future employment are most important for Grades 9-12

**57%**  
of school parents\* believe core academic subjects are most important for Grades K-8

**Bolding** indicates 5+ points above the general population's responses


**Note:** \*School parents data comes from the March 2024 Gen Pop Report.

**Source:** Survey conducted March 28, 2024 – April 3, 2024, U.S. K-12 education teachers




# Teachers continue to believe that government spending per student is much lower than actual expenditures. Private school teachers make much higher estimates than district school teachers.

How much do you think is spent per year on each student in your state's public schools? Your estimate of the state average—to the nearest thousand dollars—will represent the combined expenditures of local, state, and federal governments.

 = \$1,000

## Median Estimate

FY21 State Actuals	
Maximum	\$26,097
Mean	<b>\$14,295</b>
Minimum	\$9,014



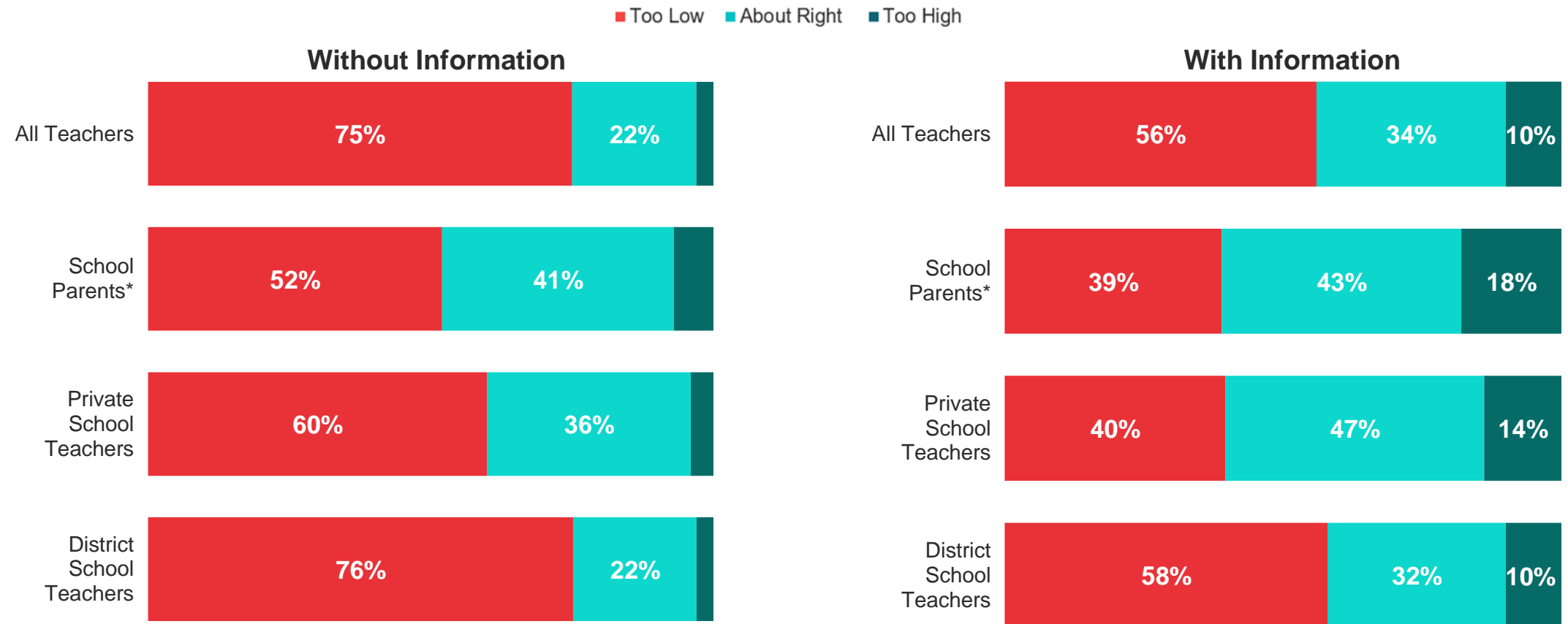
FY21 State Actuals Source: National Center for Education Statistics

Source: Survey conducted March 28, 2024 – April 3, 2024, U.S. K-12 education teachers

Teachers are much less likely to say their state’s per-student spending is “too low” when given a publicly reported statistic. District school teachers are much more likely than school parents to say spending is too low.

Do you believe public school funding in [STATE] is:

On average, [STATE] spends \$\_\_\_\_\_ per student attending public school each year. Do you believe public school funding is:




State Per Pupil Spending Source: National Center for Education Statistics

Note: \*School parents data comes from the March 2024 Gen Pop Report.

Source: Survey conducted March 28, 2024 – April 3, 2024, U.S. K-12 education teachers


# Teachers' salary estimates remain much lower than the average teacher salary across states.

How much do you think is the average teacher salary in your state's **public schools**?

 = \$10,000

*Median Estimate*

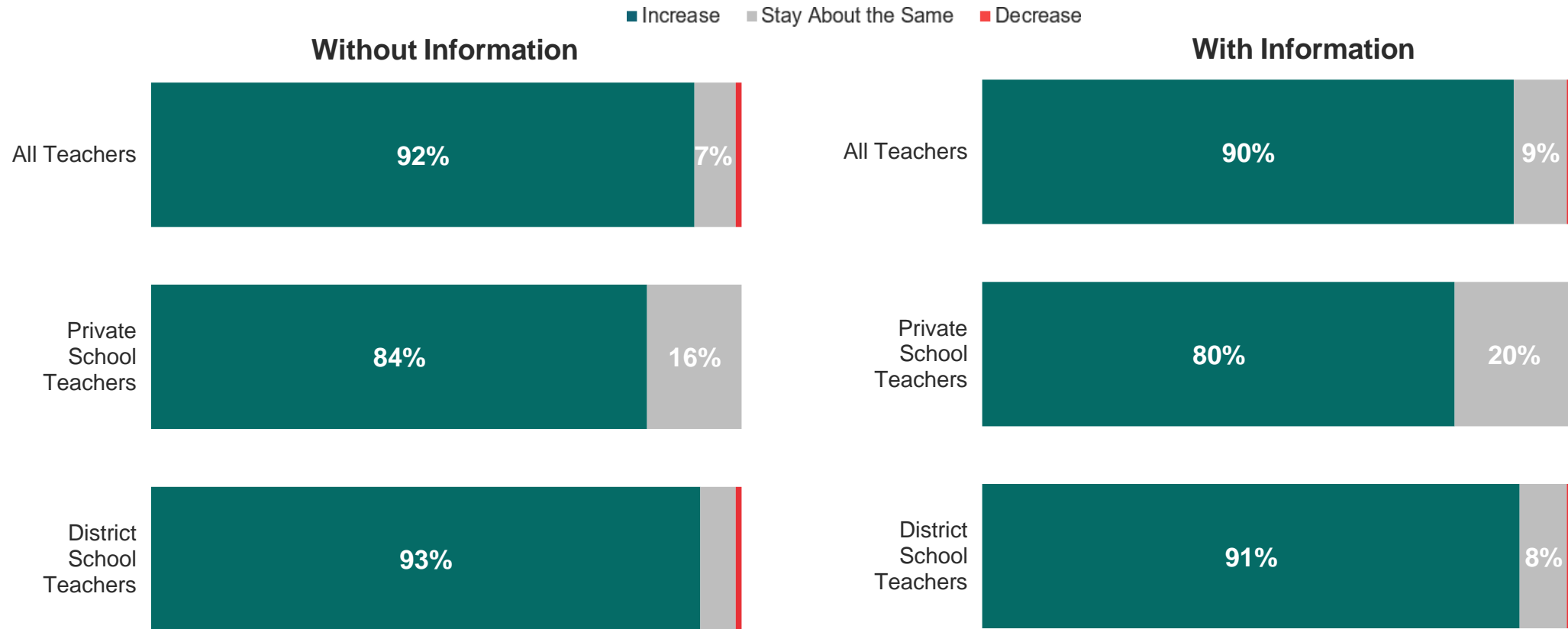
FY21 State Actuals	
Maximum	\$92,222
Mean	\$66,397
Minimum	\$47,162



# Even when given information about salaries in their state, the majority of teachers believe their salaries should increase.

Do you think that public school teacher salaries in your state should:

On average, public school teachers in [STATE] are paid an annual average salary of \$\_\_\_\_\_per student attending public school each year. Do you think that public school teacher salaries in your state should:



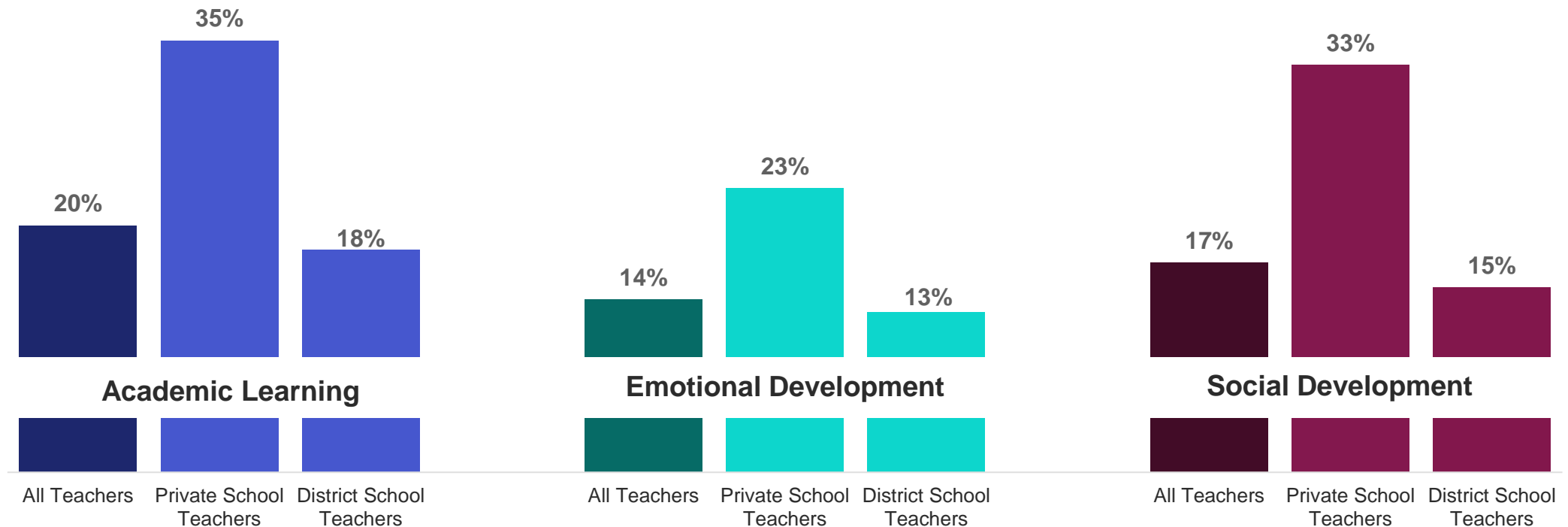
Less than 1 in 5 teachers believe students are progressing very well academically, emotionally, and socially. Private school teachers report much better student progress than district school teachers.

How do you feel your students are progressing on the following this school year?

**All Teachers**

**% Very Well**

**Among All Teachers Since Sept.:**  
**Academic Learning:** -2 points  
**Emotional Development:** -2 points  
**Social Development:** No Change

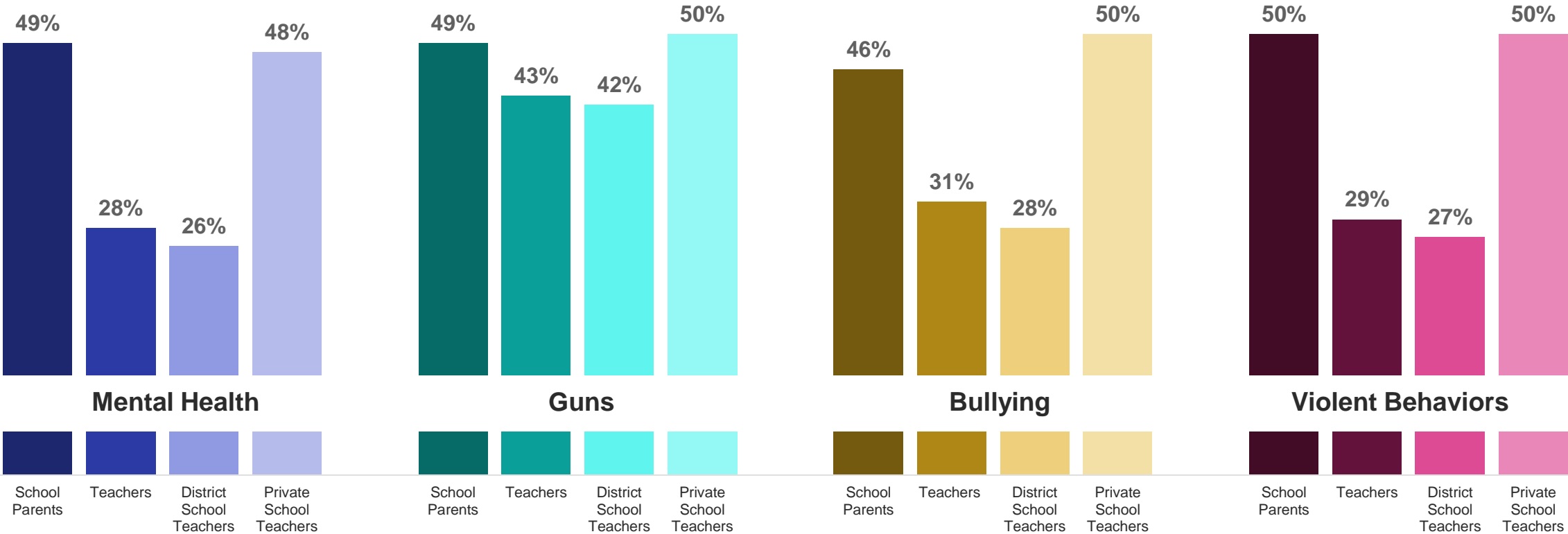


Source: Survey conducted March 28, 2024 – April 3, 2024, U.S. K-12 education teachers

# Teachers are less positive than parents when assessing how their schools address mental health, guns, bullying, and violent behaviors. Private school teachers give their schools much higher ratings than district school teachers.

How well do you feel your youngest/oldest child's school addresses the following among its students?  
 How well do you feel your school addresses the following among its students?

**Most Positive**  
 (Extremely + Very Well)



**Note:** \*School parents data comes from the March 2024 Gen Pop Report.  
**Note:** Results are composite numbers between those who were asked about their youngest child and those who were asked about their oldest child.  
**Source:** Survey conducted March 28, 2024 – April 3, 2024, U.S. K-12 education teachers

Teacher concern about violent intruders entering their child’s school have remained stable since the fall. They are less concerned about a potential threat than parents but slightly more concerned than teens.

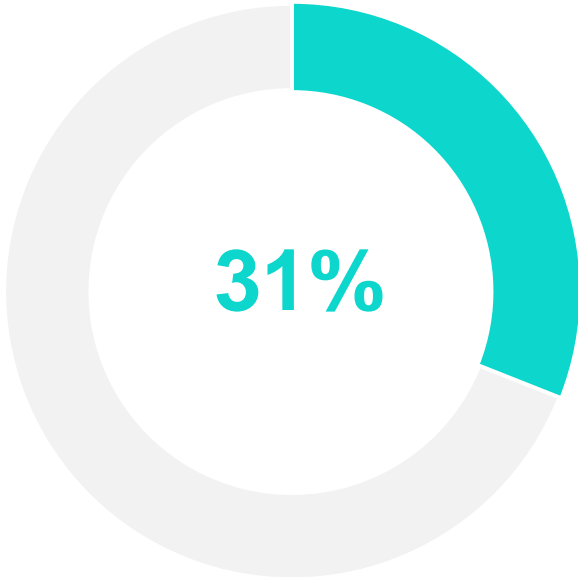
How concerned are you about a violent intruder, like a mass shooter, entering your child’s/children’s school?

**All Teachers**

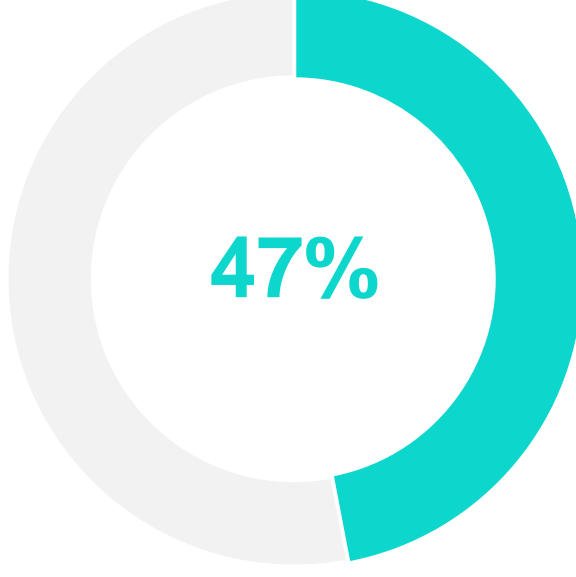


Teachers

**Total Concern**  
(Extremely + Very Concerned)



Teens



School Parents

**Note:** \*School parents data comes from the March 2024 Gen Pop Report; Teens data comes from March 2024 U.S. Teens Report

**Source:** Survey conducted March 28, 2024 – April 3, 2024, U.S. K-12 education teachers

AGENDA

VIEWS ON K-12 EDUCATION

**TEACHING PROFESSION AND EXPERIENCES**

VIEWS ON TECHNOLOGIES, SOCIAL MEDIA

SCHOOL CHOICE POLICIES

SURVEY PROFILE AND DEMOGRAPHICS

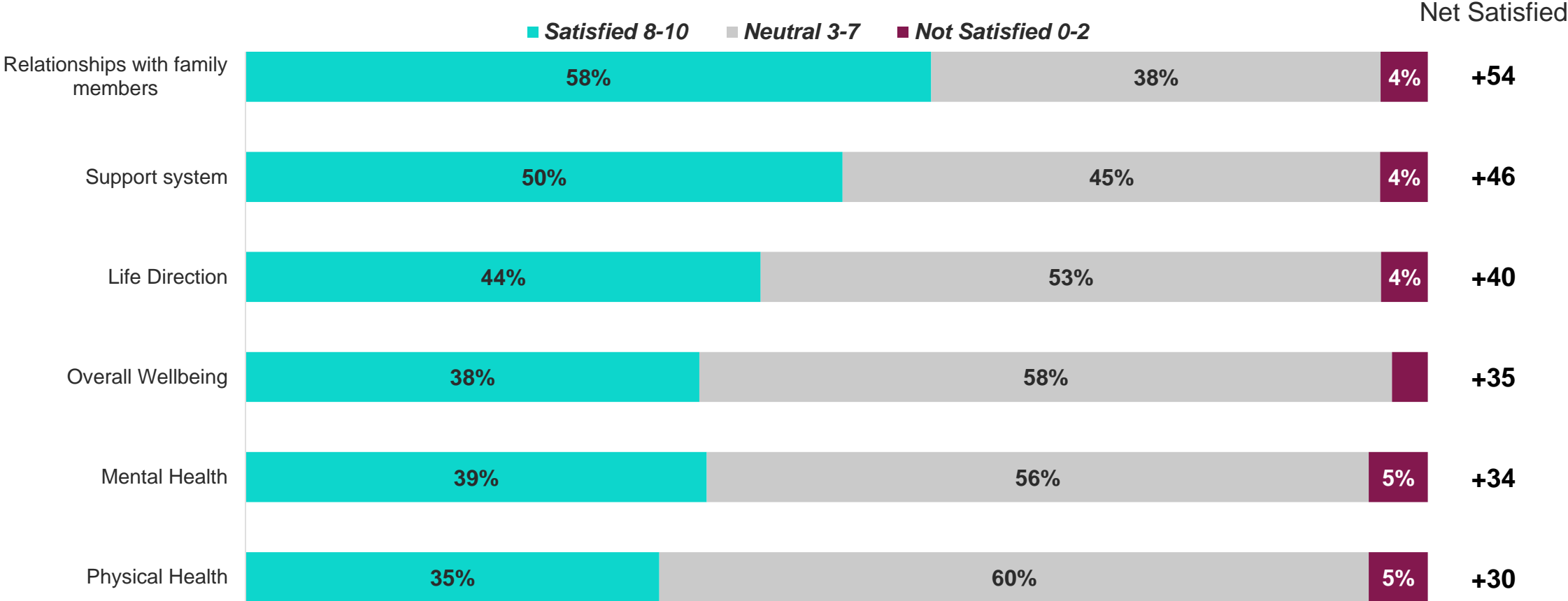




# Teachers report the highest satisfaction in their relationships with family members. They are least satisfied with their physical and mental health.

For each of the following, please rate how personally satisfied you are in these areas on a scale from 0 to 10, where 0 means you are not at all satisfied and 10 means you are completely satisfied.

## All Teachers

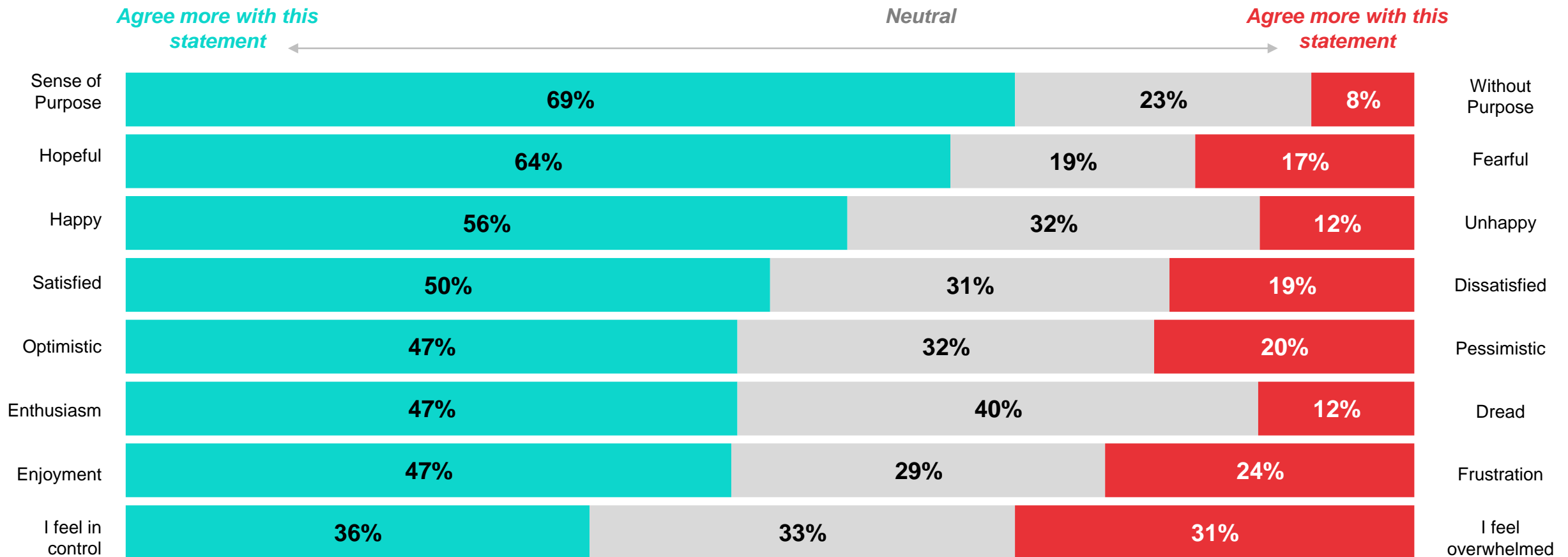


Source: Survey conducted March 28, 2024 – April 3, 2024, U.S. K-12 education teachers

# Two-thirds of teachers feel a “sense of purpose” and “hopeful” when thinking about the future. Nearly 1 in 3 say they feel “overwhelmed.”

When thinking about the future, please select which of these words best describes how you feel right now?

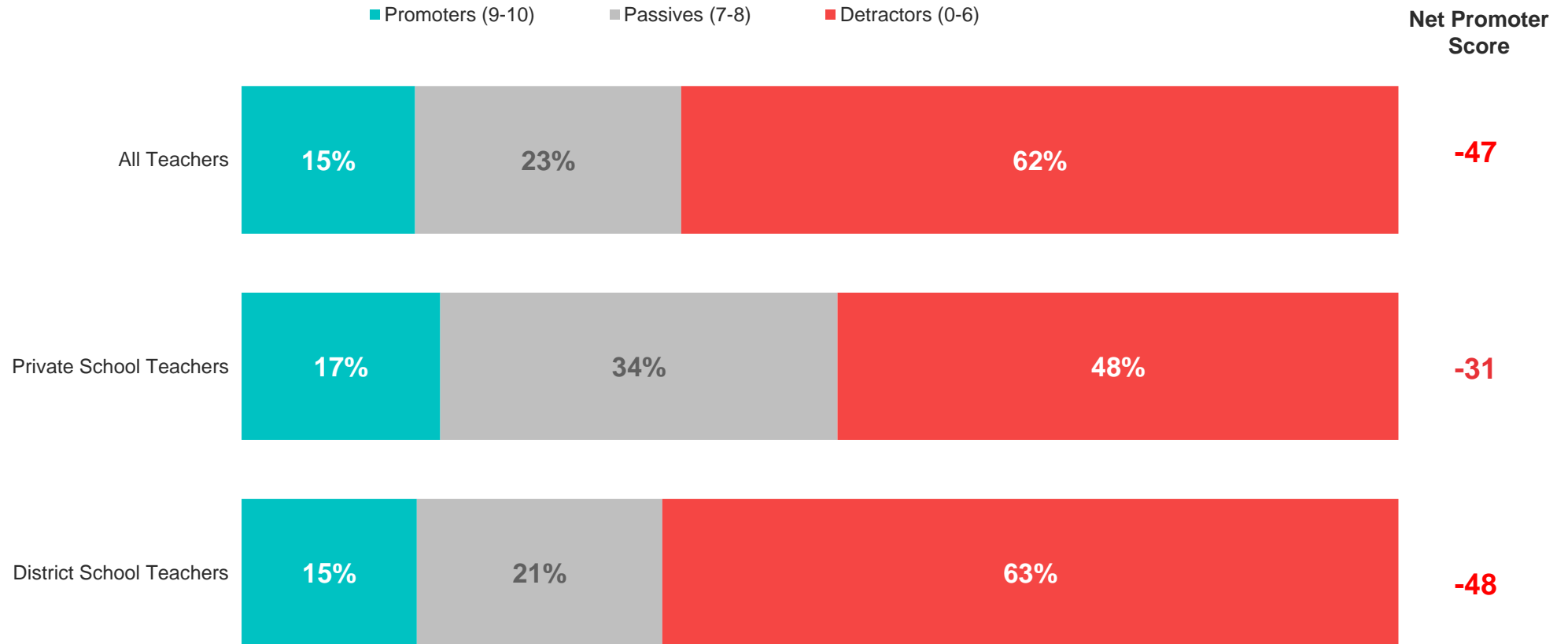
## All Teachers



This spring, teachers across school types express high levels of pessimism when it comes to the teaching profession. Public school teachers show relatively more pessimism than private school teachers.

On a scale from 0 to 10, where '0' means 'Not at all likely' and '10' means 'Extremely likely'. How likely is it that you would recommend teaching to a friend or family member?

### All Teachers

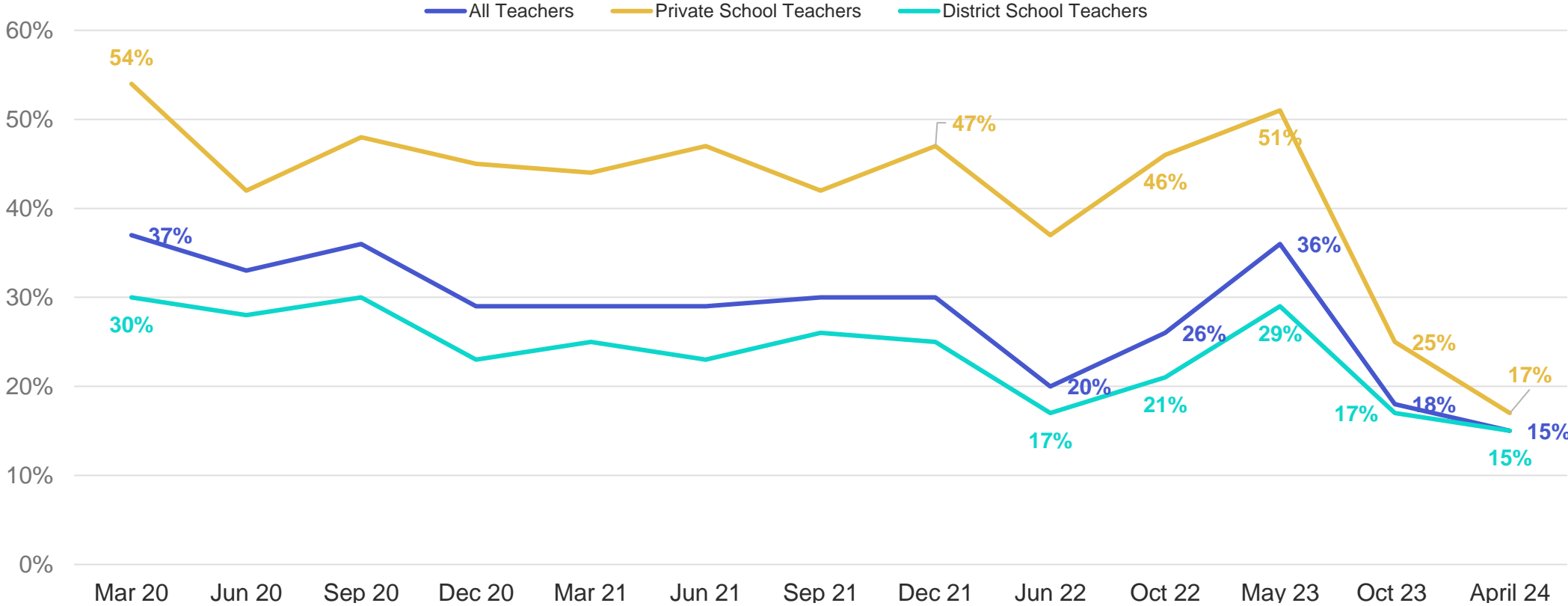


# This month, the proportion of teachers who would recommend the teaching profession has continued to fall to significantly lower levels.

On a scale from 0 to 10, where '0' means 'Not at all likely' and '10' means 'Extremely likely'. How likely is it that you would recommend teaching to a friend or family member?

## All Teachers

### % Promoters (9-10)



Note: Charter school teacher data not shown for March 2022 due to low sample size

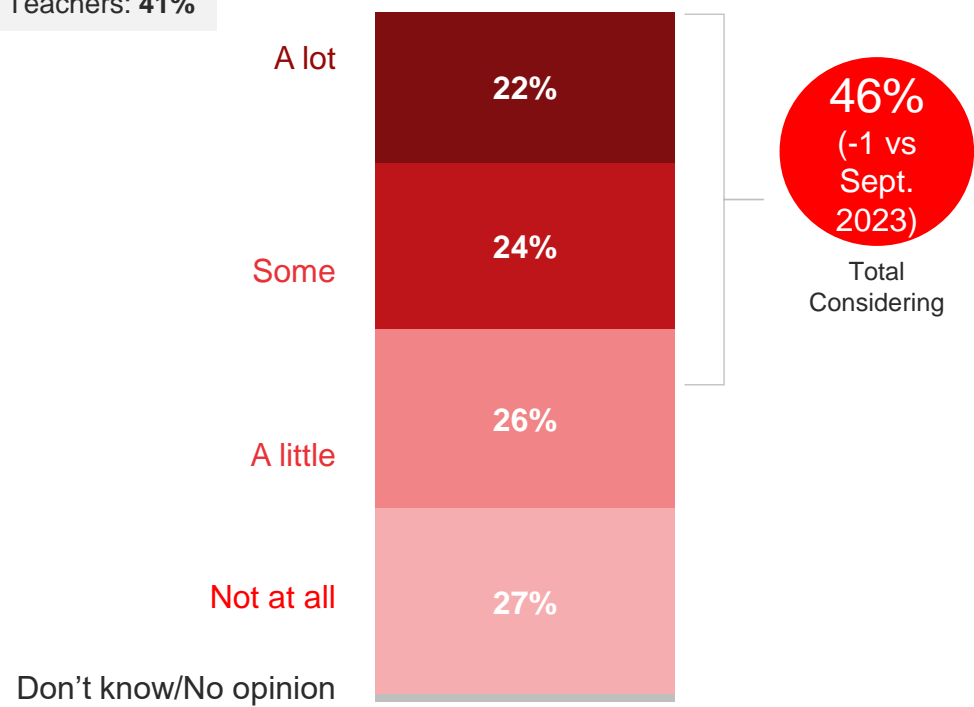
Over the past three months, almost half of teachers under the age of 55 have considered leaving the profession. District school teachers are more likely than private school teachers to have considered ending their teaching career.

In the past three months, to what extent have you considered leaving the teaching profession for another career?

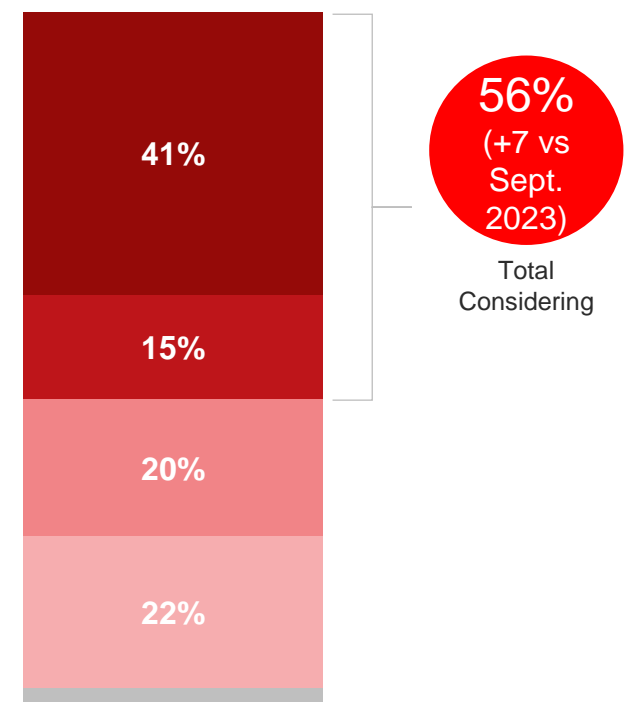
In the past three months, to what extent have you considered retiring from the teaching profession?

**Total Considering Leaving based on School Type:**  
 District School Teachers: 47%  
 Private School Teachers: 41%

**Teachers Under 55 Years Old Leaving Teaching Profession**



**Teachers 55+ Years Old Retiring From Teaching Profession**

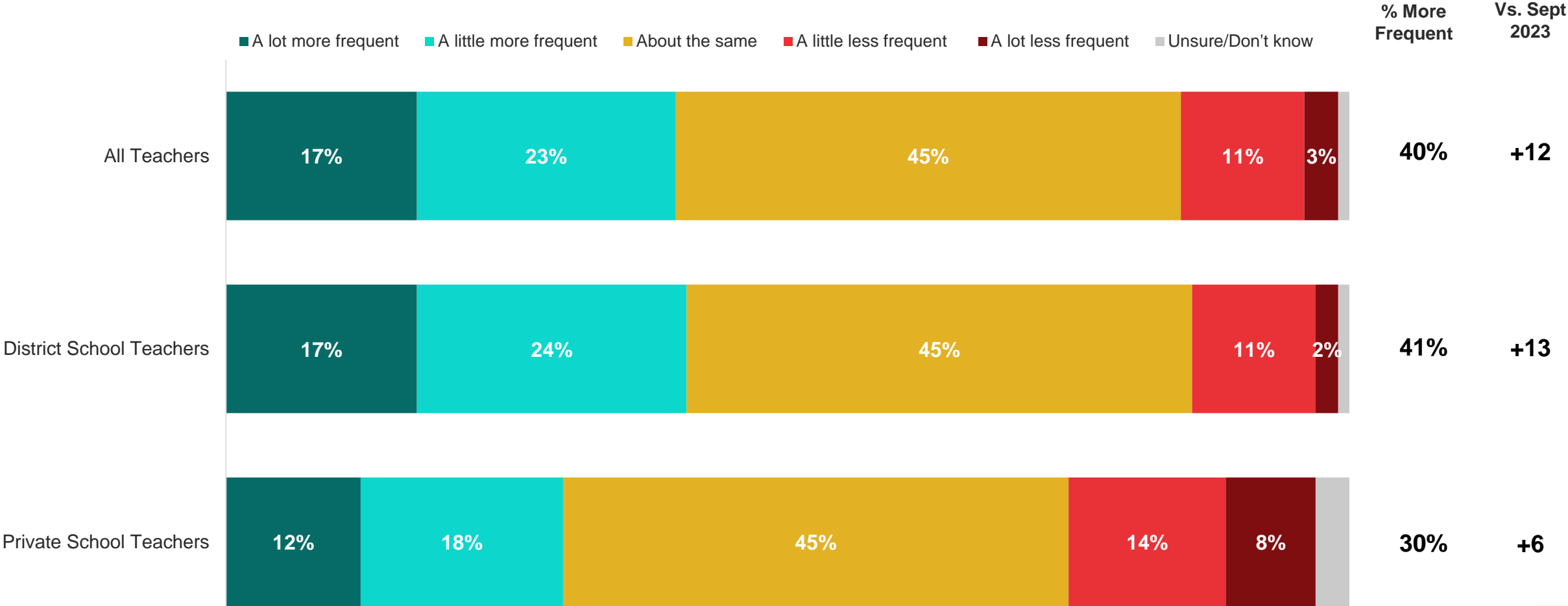


Source: Survey conducted March 28, 2024 – April 3, 2024, U.S. K-12 education teachers

# This spring, teachers across different school types report more frequent absences among their students than they did in the fall. District school teachers continue to report more absences than private school teachers.

Generally speaking, and comparing to this time last school year, do you think **student absences** in your classes are...

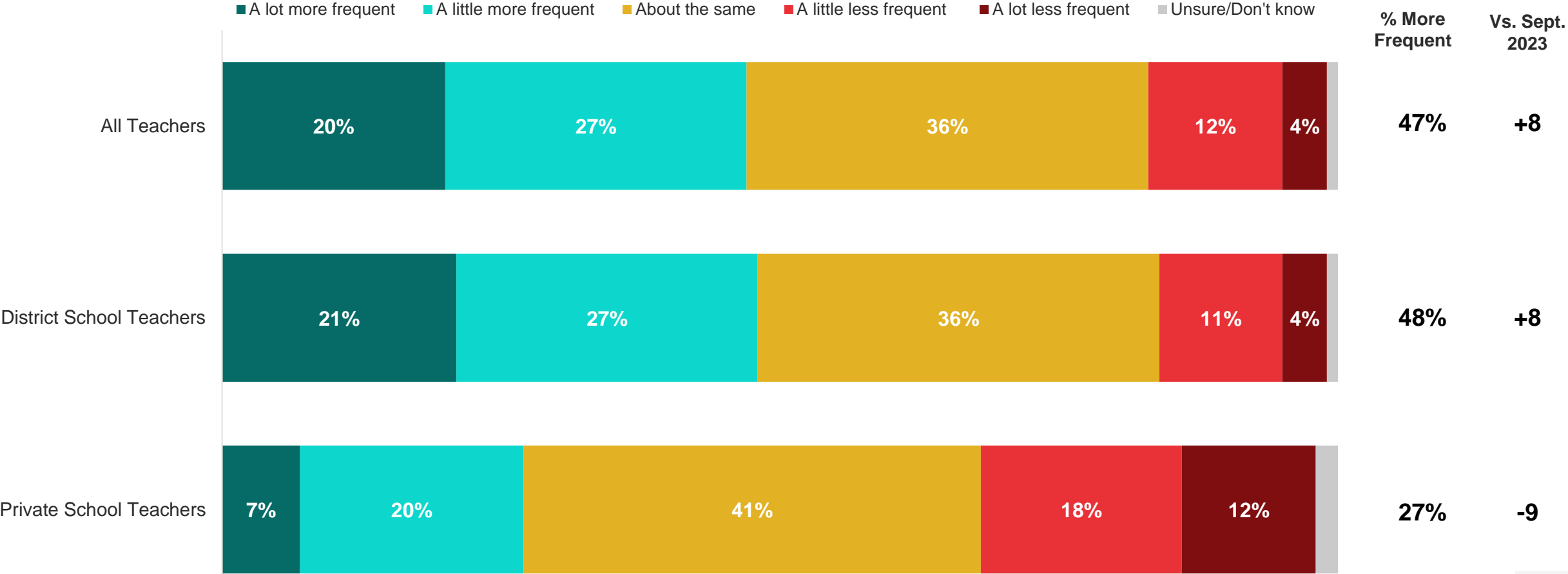
## All Teachers



# Almost half of teachers say that student misbehaviors are more frequent this year than last year. District school teachers saw an increase in these misbehaviors, while private school teachers experienced a decrease since the fall.

Generally speaking, and comparing to this time last school year, do you think **student misbehaviors** in your classes are...

## All Teachers

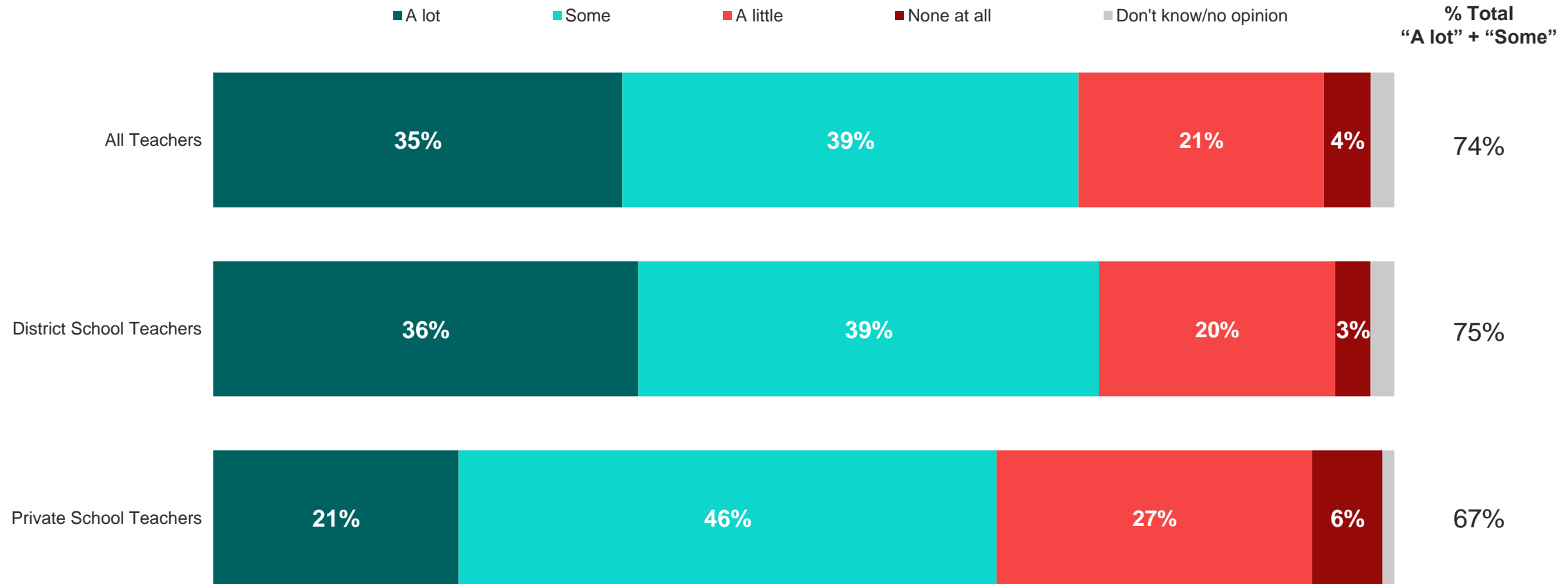


Source: Survey conducted March 28, 2024 – April 3, 2024, U.S. K-12 education teachers

# Three-fourths of educators say they are doing at least some “catch up” to get their students up to speed academically.

Thinking about the current school year so far, how much "catch up" academically – if at all – do you feel you are doing to bring students to where they should be at this point?

## All Teachers

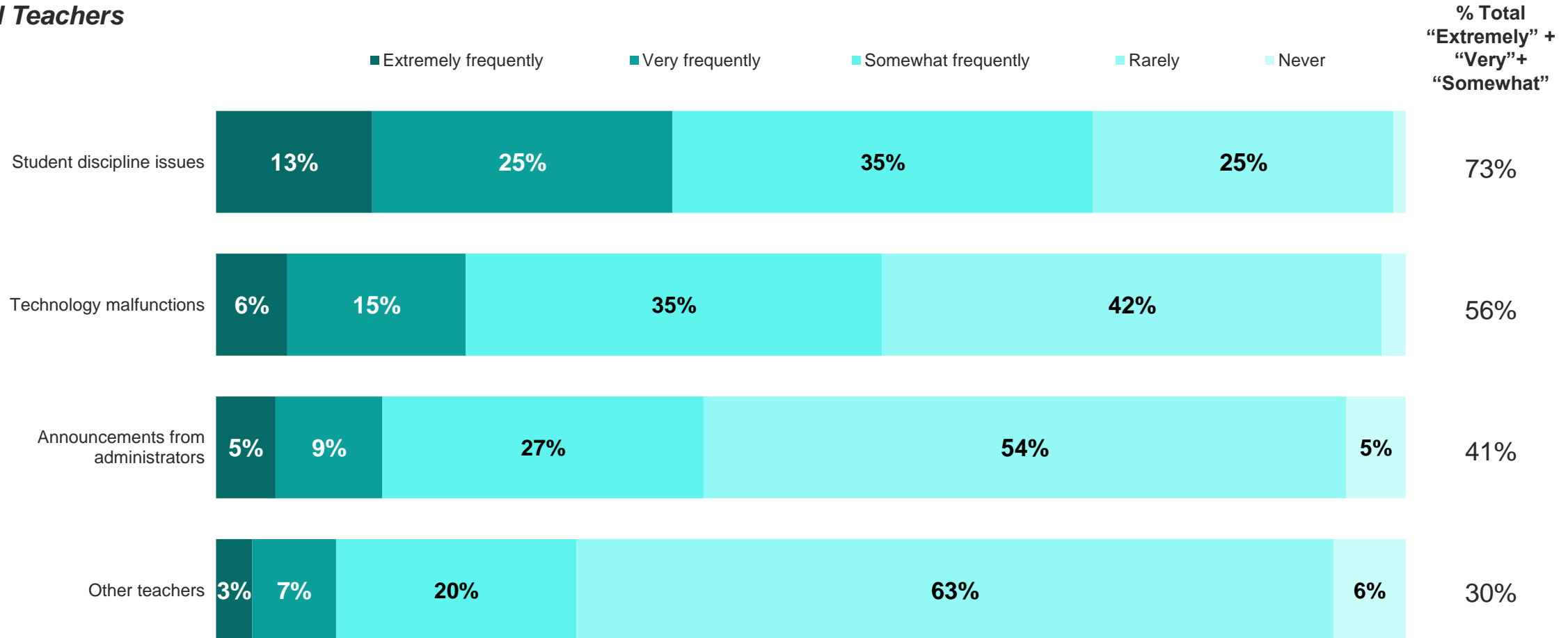




Nearly 3 in 4 teachers say their classes are interrupted by student discipline issues at least somewhat frequently. More than half say technology malfunctions interrupt classes at a similar frequency.

How often would you say that your class is interrupted by the following?

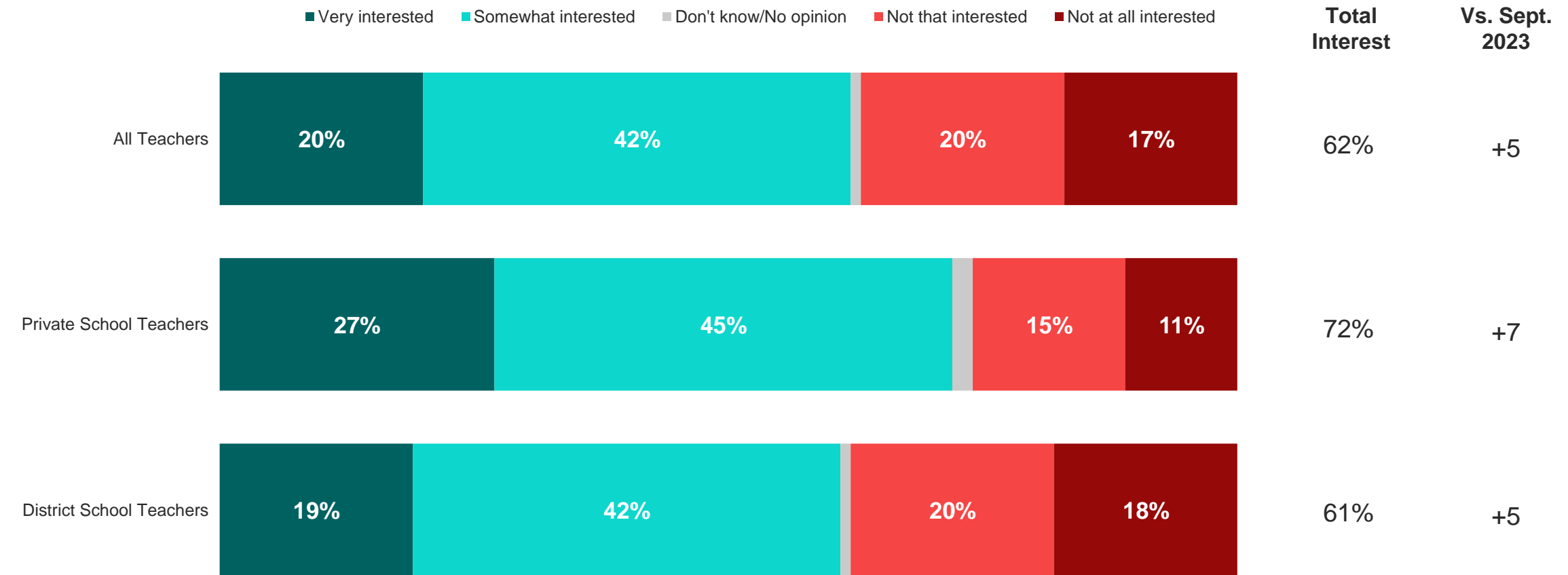
**All Teachers**



# About 60% of educators are interested in tutoring outside of schooling hours. Private school teachers show more interest in tutoring than district school teachers.

How interested are you in tutoring students outside of school hours?

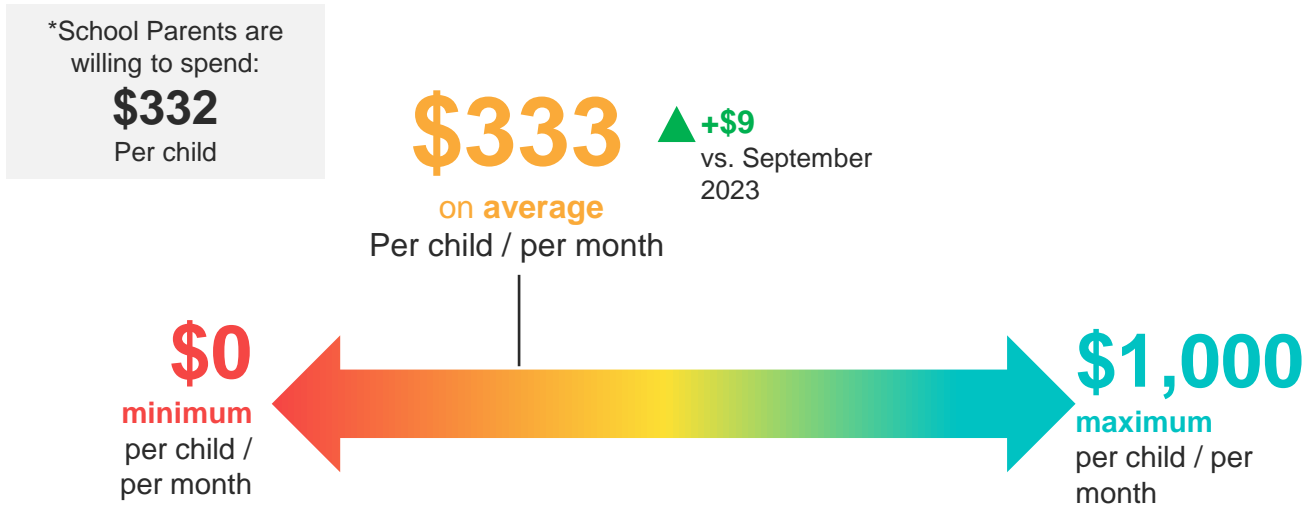
## All Teachers



The monthly amount teachers would ask parents to pay for tutoring increased slightly since the fall. This is roughly even with the amount parents are willing to spend.

How much would you ask parents to pay per child per month for you to tutor their child outside of school hours?

**All Teachers**



Demographic	Average Amount	
School Type	Private School Teachers	\$398
	District School Teachers	\$324
Community Type	Urban	\$364
	Suburban	\$335
	Small Town/Rural	\$304
Years Teaching	Less than 4 years	\$325
	4-9 years	\$346
	10-14 years	\$344
	Greater than 15 years	\$323

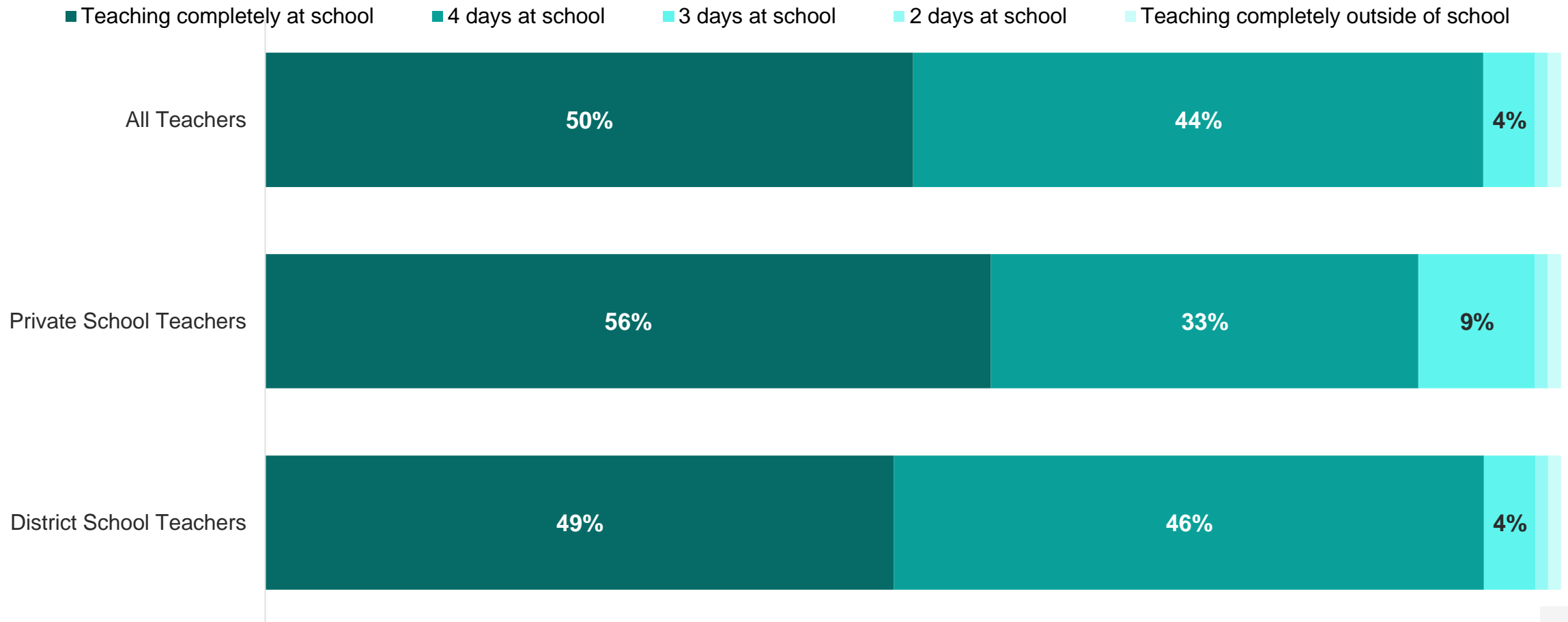
**Note:** \*School parents data comes from the March 2024 Gen Pop Report.

**Source:** Survey conducted March 28, 2024 – April 3, 2024, U.S. K-12 education teachers

# About half of teachers would prefer to teach one or more days per week outside of a school building.

In order to teach most effectively, how many days would you prefer to teach your students in-person at school each week?

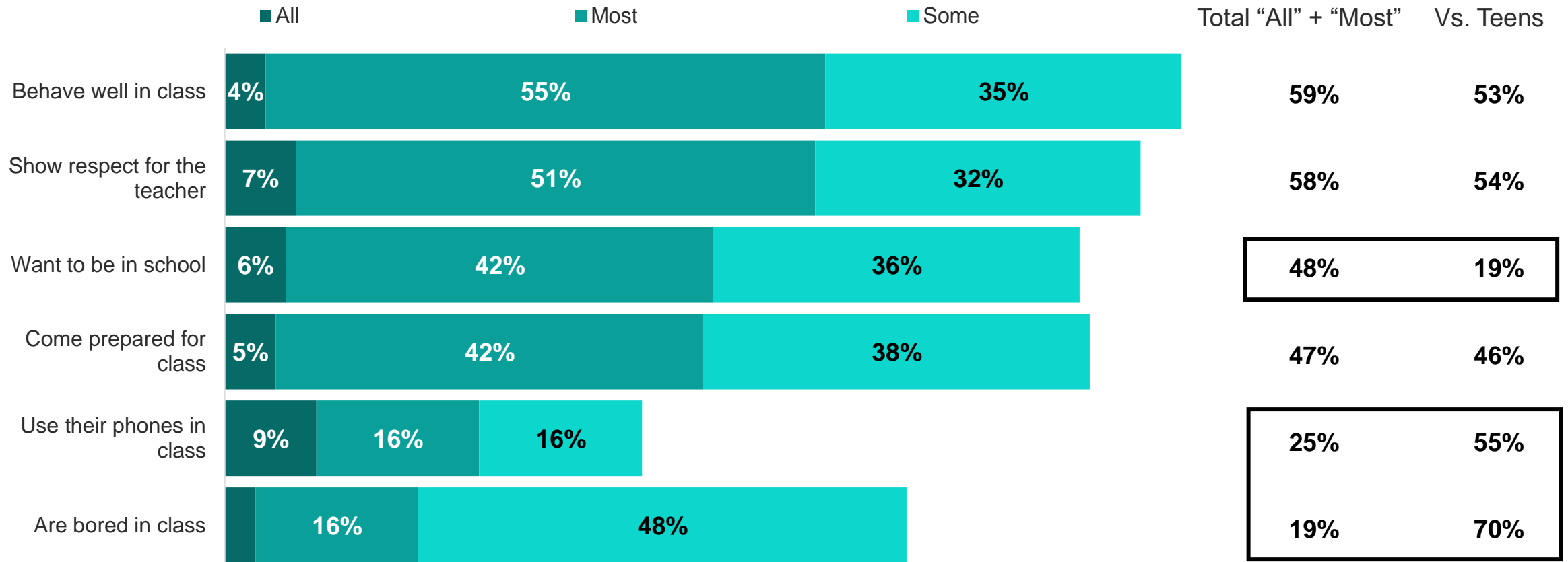
## All Teachers



# Compared to teenagers, teachers greatly overestimate how many students want to be in school. Teachers underestimate how many students are bored in class and use their phones.

When thinking about your students, would you say that few, some, most, or all students...

## Teachers



**Note:** \*Teens data comes from March 2024 U.S. Teens Report

**Note:** "Few" and "None" responses not shown

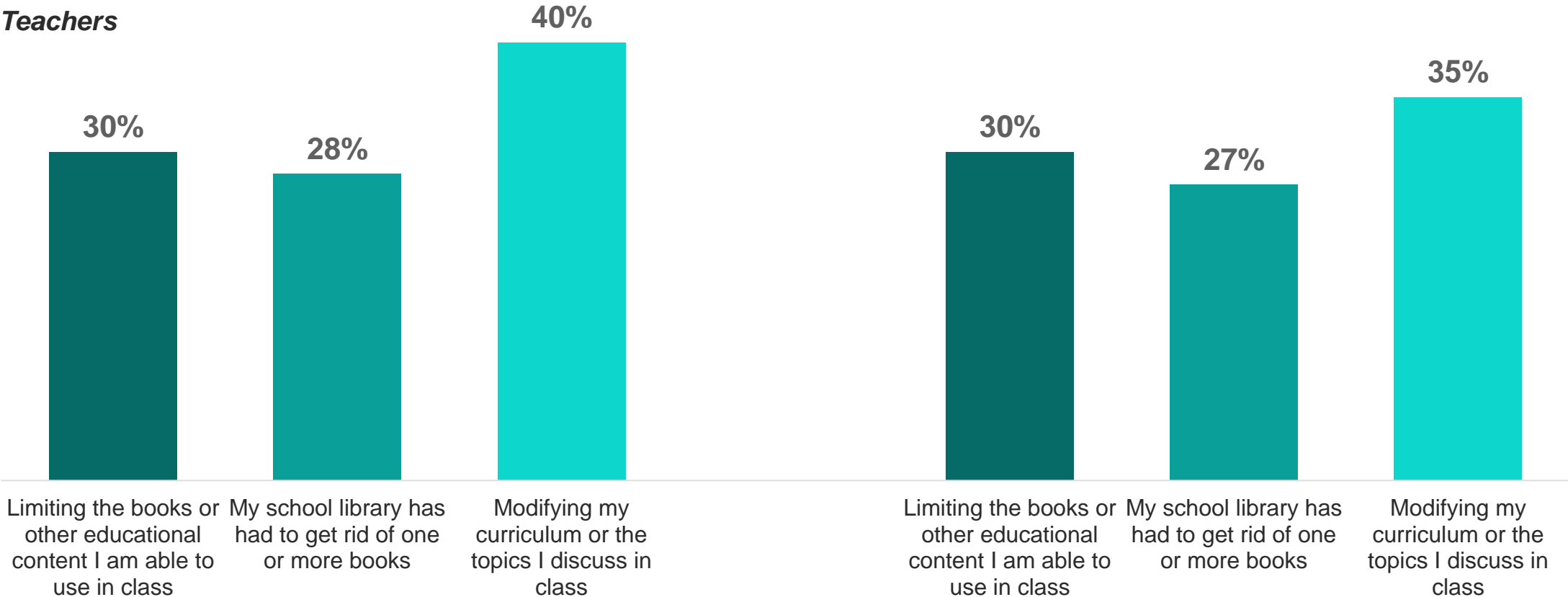
**Source:** Survey conducted March 28, 2024 – April 3, 2024, U.S. K-12 education teachers

# In the past year, 40% of teachers say they have had to change their teaching curriculum due to new state laws. Over 25% say their libraries have removed books as a result.

Over the past year, have any of these actions occurred due to one or more **new laws in your state?**

Over the past year, have any of these actions occurred due to one or more **new policies in your school district?\***

## Teachers



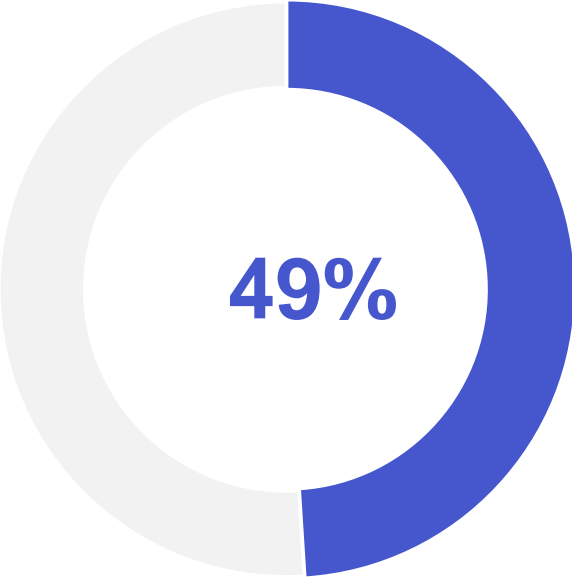
**Note:** \*Only asked among District School Teachers

**Source:** Survey conducted March 28, 2024 – April 3, 2024, U.S. K-12 education teachers

# Almost half of teachers have decided on their own to limit discussions on political and social issues in class. Just over one-third say they have seen their fellow teachers do the same.

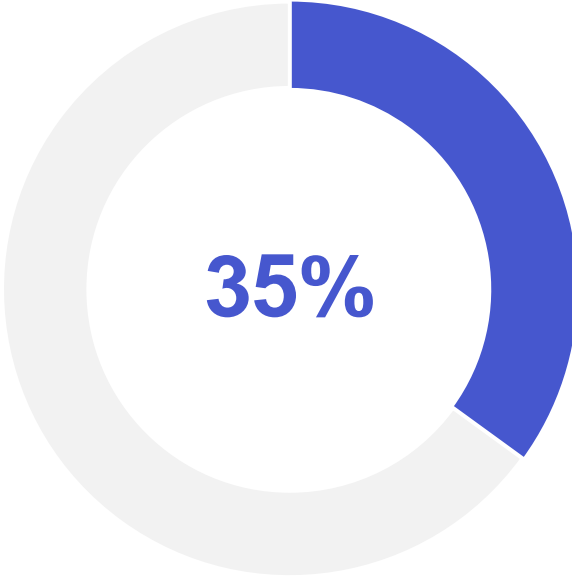
Over the past year, have you decided on your own - without being directed by school or district leaders – to limit discussions about political and social issues in class?

### Teachers



% Yes

Over the past year, have you observed other teachers at your school - without being directed by school or district leaders – to limit discussions about political and social issues in class?



% Yes

AGENDA

VIEWS ON K-12 EDUCATION

TEACHING PROFESSION AND EXPERIENCES

VIEWS ON TECHNOLOGIES, SOCIAL MEDIA

SCHOOL CHOICE POLICIES

SURVEY PROFILE AND DEMOGRAPHICS

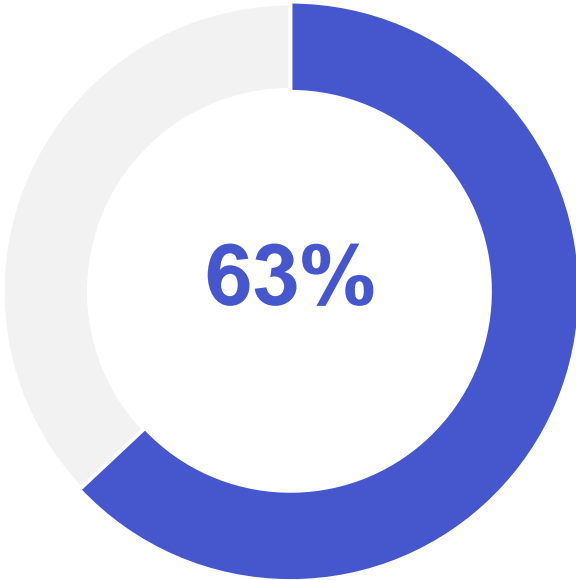




About half of teachers are allowed to establish and enforce their own cell phone policies. Almost two-thirds of teachers work in schools that allow students to have cell phones with them at school.

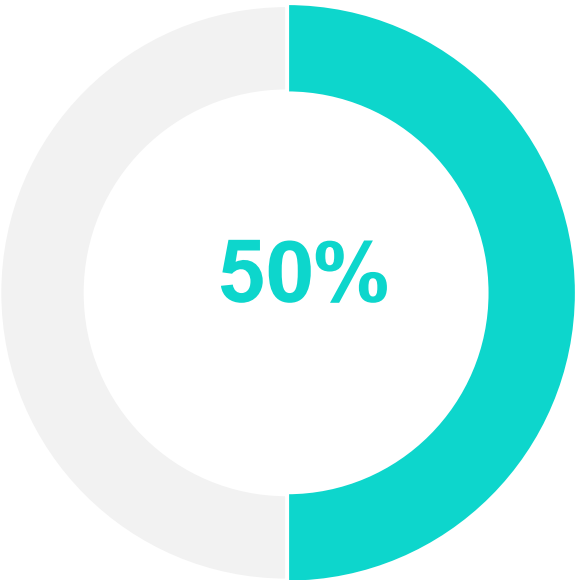
When it comes to cell phones, does your school allow...

**All Teachers**

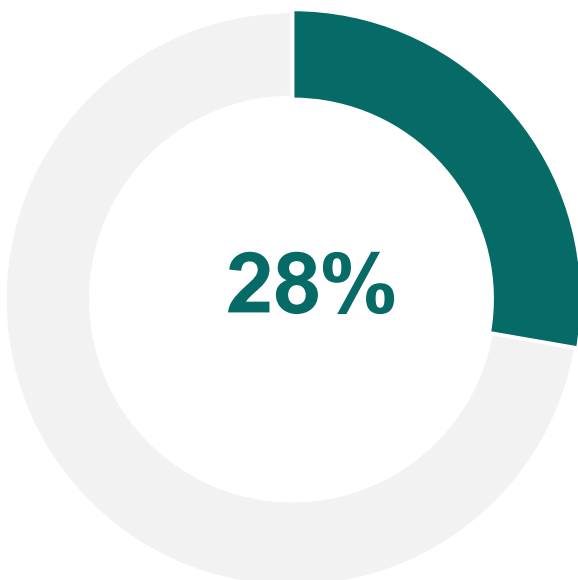


Students to have cell phones in school

**Total % "Yes"**



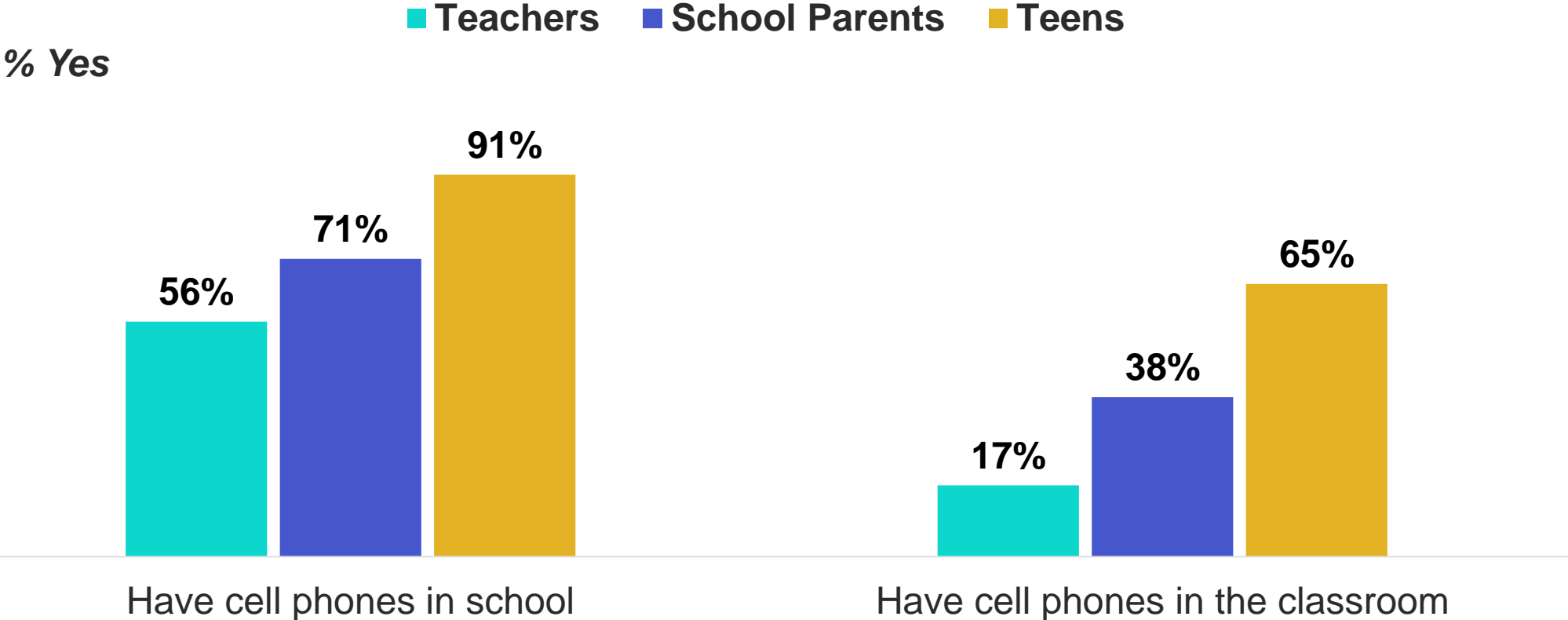
Teachers to establish and enforce their own cell phone policies



Students to have cell phones in the classroom

# Teachers are much less supportive of cell phones in school and in the classroom than teens and school parents are.

When it comes to cell phones, do you feel students should be allowed to...



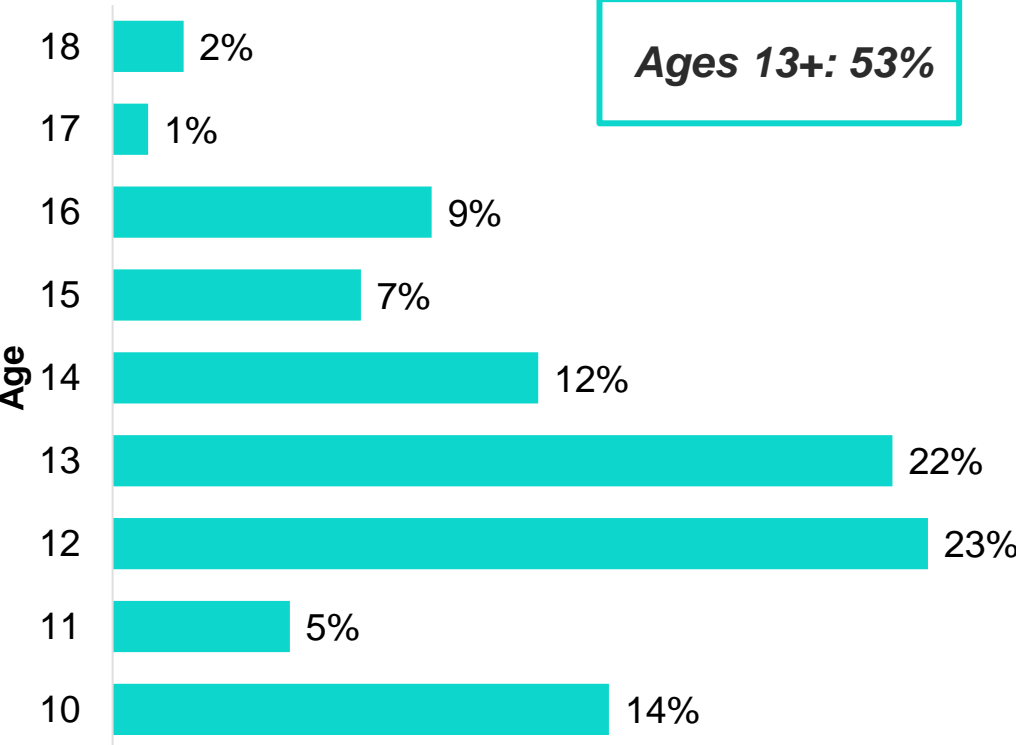
*Note: \*Teens data comes from March 2024 U.S. Teens Report, School parents data comes from the March 2024 Gen Pop Report*

*Source: Survey conducted March 28, 2024 – April 3, 2024, U.S. K-12 education teachers*

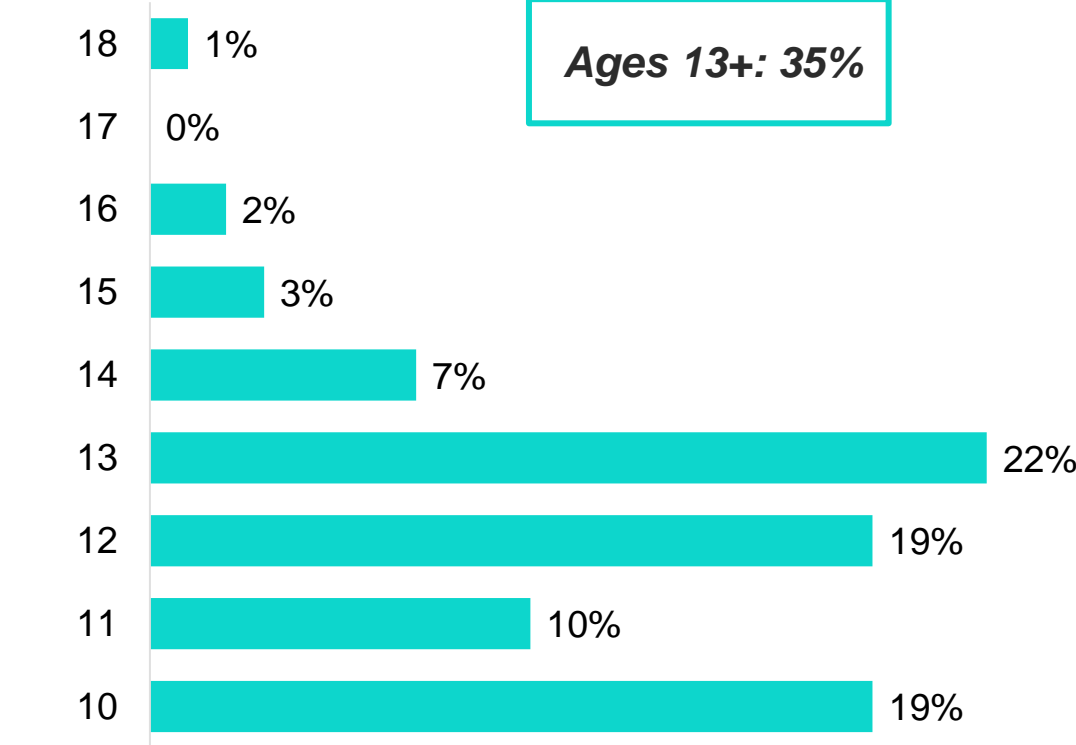
# Teachers are much more likely than teens to feel a child should be older to be able to own a cell phone.

What do you think should be the youngest age for someone to own a cell phone?

### Teachers



### Teens

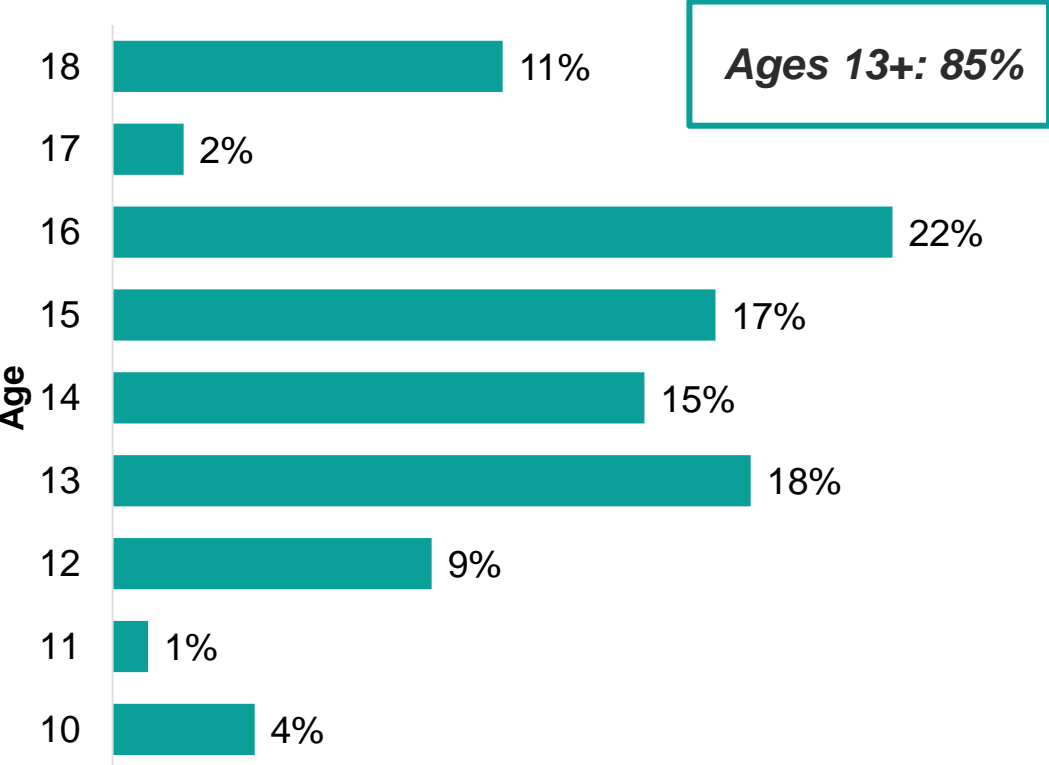


**Note:** \*Teens data comes from March 2024 U.S. Teens Report  
**Source:** Survey conducted March 28, 2024 – April 3, 2024, U.S. K-12 education teachers

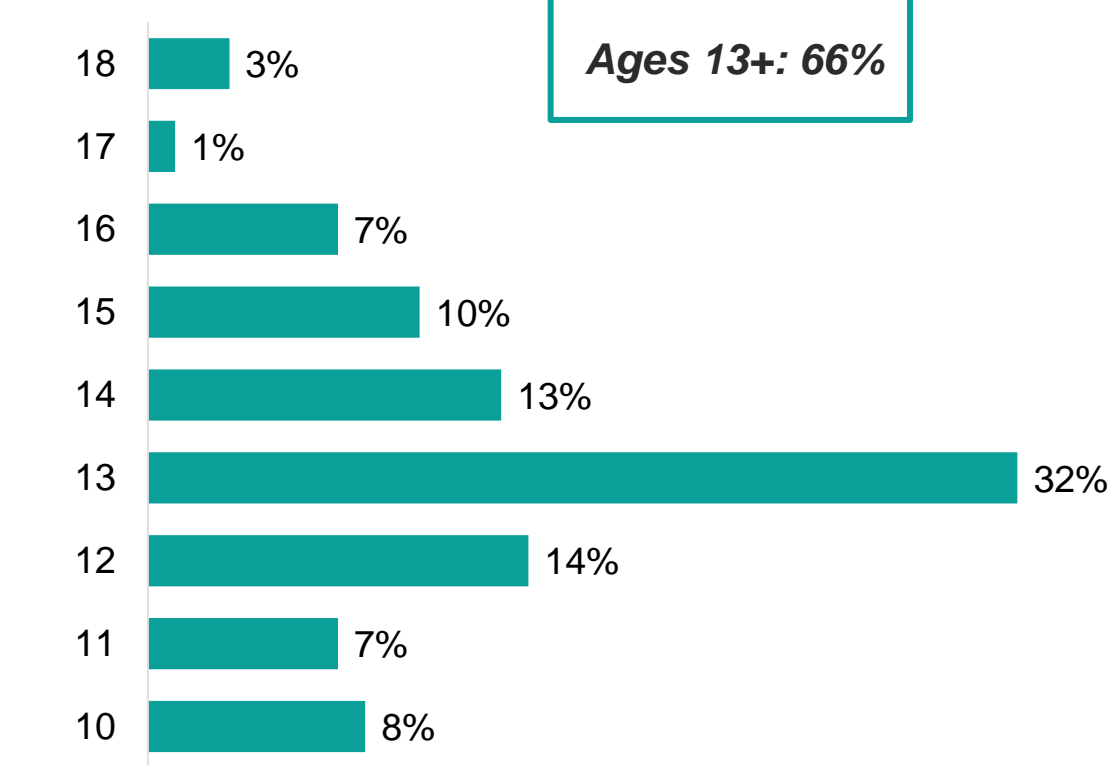
Similarly, almost 9 in 10 teachers think kids should be at least 13 in order to access social media. This consensus is much higher than teens' views on social media age restrictions.

What do you think should be the youngest age to be able to access social media?

**Teachers**



**Teens**

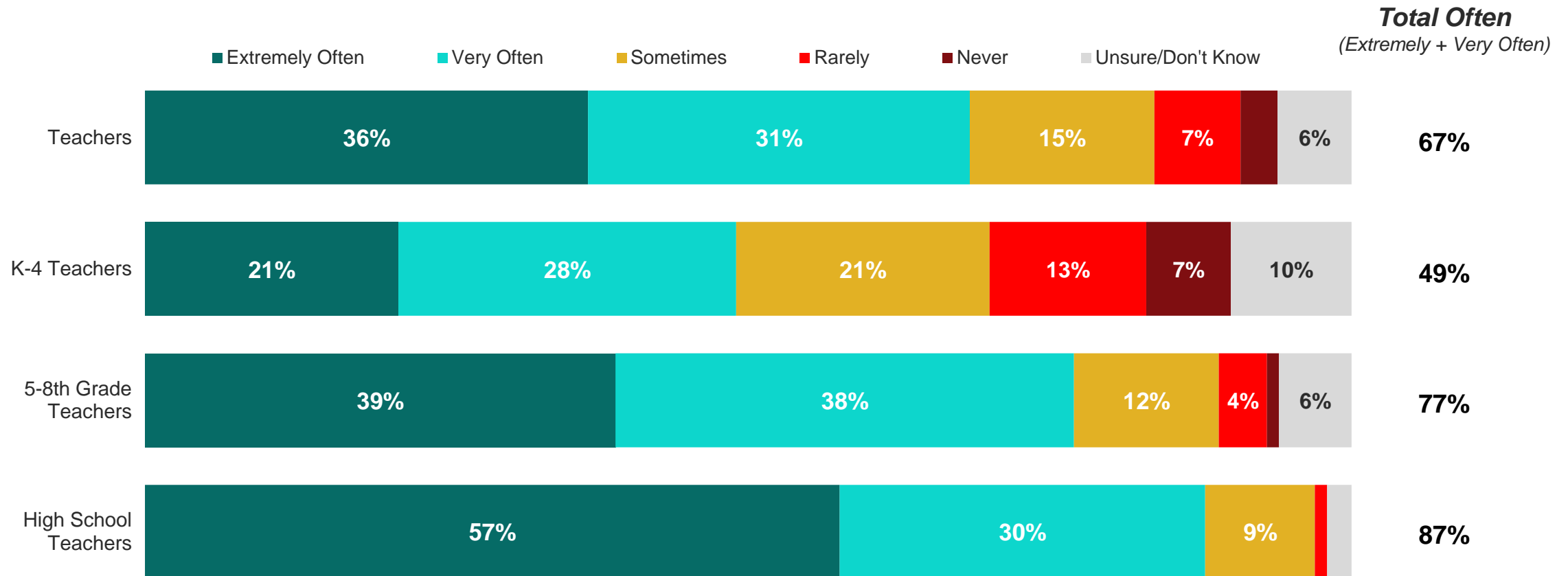


Note: \*Teens data comes from March 2024 U.S. Teens Report

Source: Survey conducted March 28, 2024 – April 3, 2024, U.S. K-12 education teachers

# Two-thirds of teachers think their students are on social media at least “very often.” High school teachers are more likely to report their students using social media.

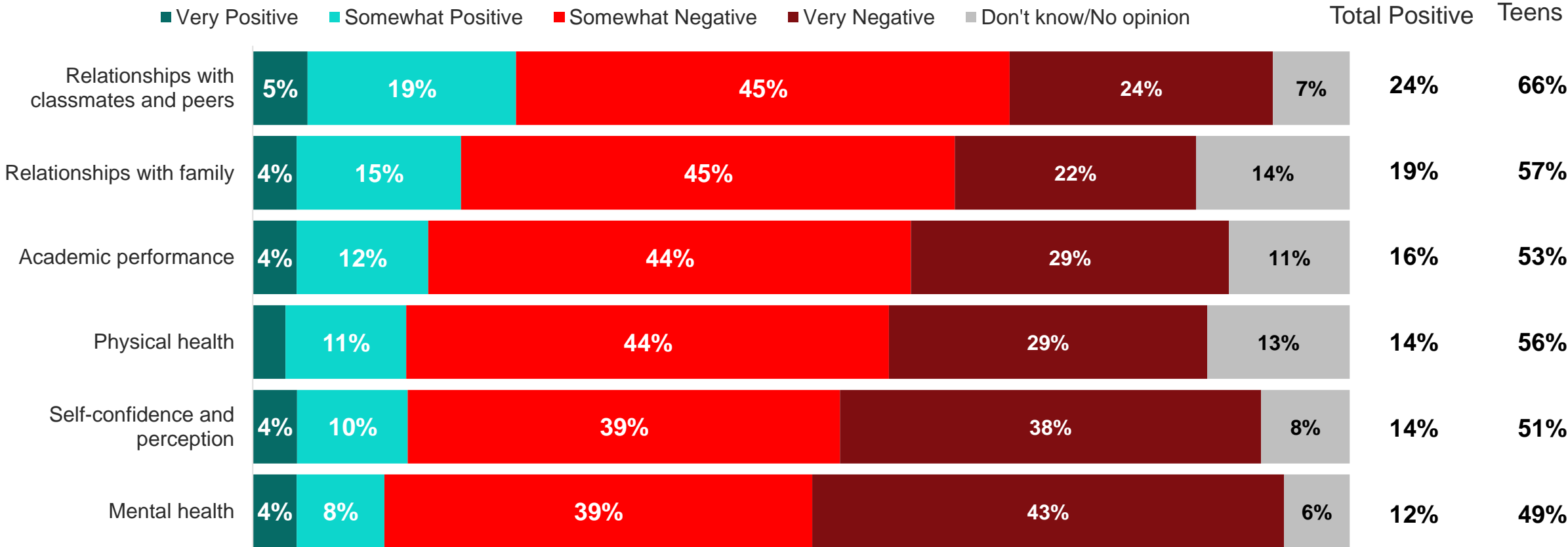
Overall, how often would you say your students spend time on social media?



# Teachers feel much more negatively than teenagers about the effects of social media.

What kind of impact do you think social media access has had on your students in each of the following?

## Teachers



Note: \*Teens data comes from March 2024 U.S. Teens Report

Source: Survey conducted March 28, 2024 – April 3, 2024, U.S. K-12 education teachers

AGENDA

VIEWS ON K-12 EDUCATION

TEACHING PROFESSION AND EXPERIENCES

VIEWS ON TECHNOLOGIES, SOCIAL MEDIA

**SCHOOL CHOICE POLICIES**

SURVEY PROFILE AND DEMOGRAPHICS



# Policy Descriptions Used

## Education Savings Accounts

An "education savings account" in K–12 education – often called an ESA – establishes for parents a government-authorized savings account with restricted, but multiple uses for educational purposes. Parents can then use these funds to pay for: school tuition; tutoring; online education programs; therapies for students with special needs; textbooks or other instructional materials; or save for future college expenses.

## Charter Schools

Charter schools are public schools that have more control over their own budget, staff, and curriculum, and are exempt from many existing public school regulations.

## School Vouchers

A school voucher system allows parents the option of sending their child to the school of their choice, whether that school is public or private, including both religious and non-religious schools. If this policy were adopted, tax dollars currently allocated to a school district would be allocated to parents in the form of a 'school voucher' to pay partial or full tuition for the child's school.

## Open Enrollment

An "open enrollment" policy in K-12 education allows a student enrolled in public school to select and transfer to a public school of their choice, rather than attending a school based on where they live. A student can be allowed to transfer to a public school in another district (called "INTER-district"). The policy is based on a first come, first served process until districts are no longer able to accommodate new students.

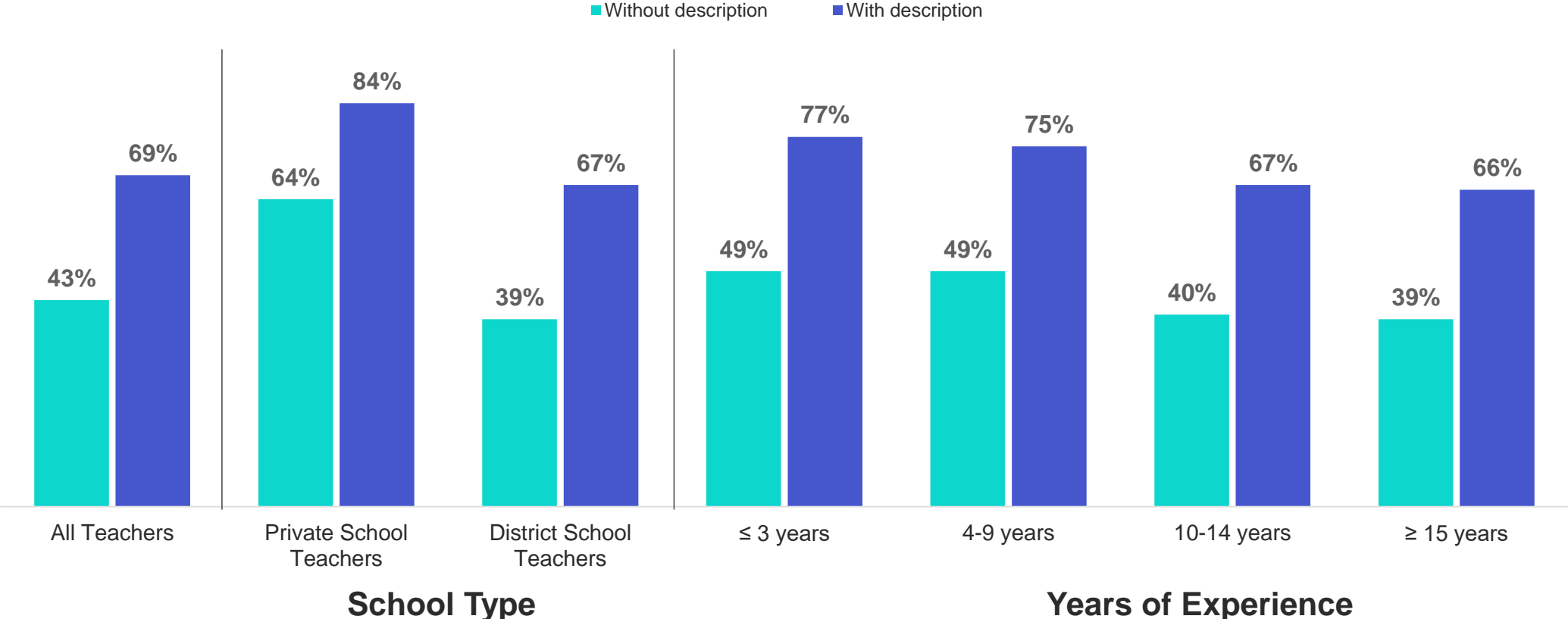


# Nearly 70% of teachers support education savings accounts (ESAs). More teachers express support when given a description.

Based on what you know, or have heard from others... In general, what is your opinion of 'education savings accounts' in K–12 education?  
 An "education savings account" in K–12 education – often called an ESA – establishes for parents a government-authorized savings account with restricted, but multiple uses for educational purposes. Parents can then use these funds to pay for: school tuition; tutoring; online education programs; therapies for students with special needs; textbooks or other instructional materials; or save for future college expenses. In general, what is your opinion of an ESA system?

## All Teachers

**Total Support (Strongly Support + Somewhat Support)**



Source: Survey conducted March 28, 2024 – April 3, 2024, U.S. K-12 education teachers

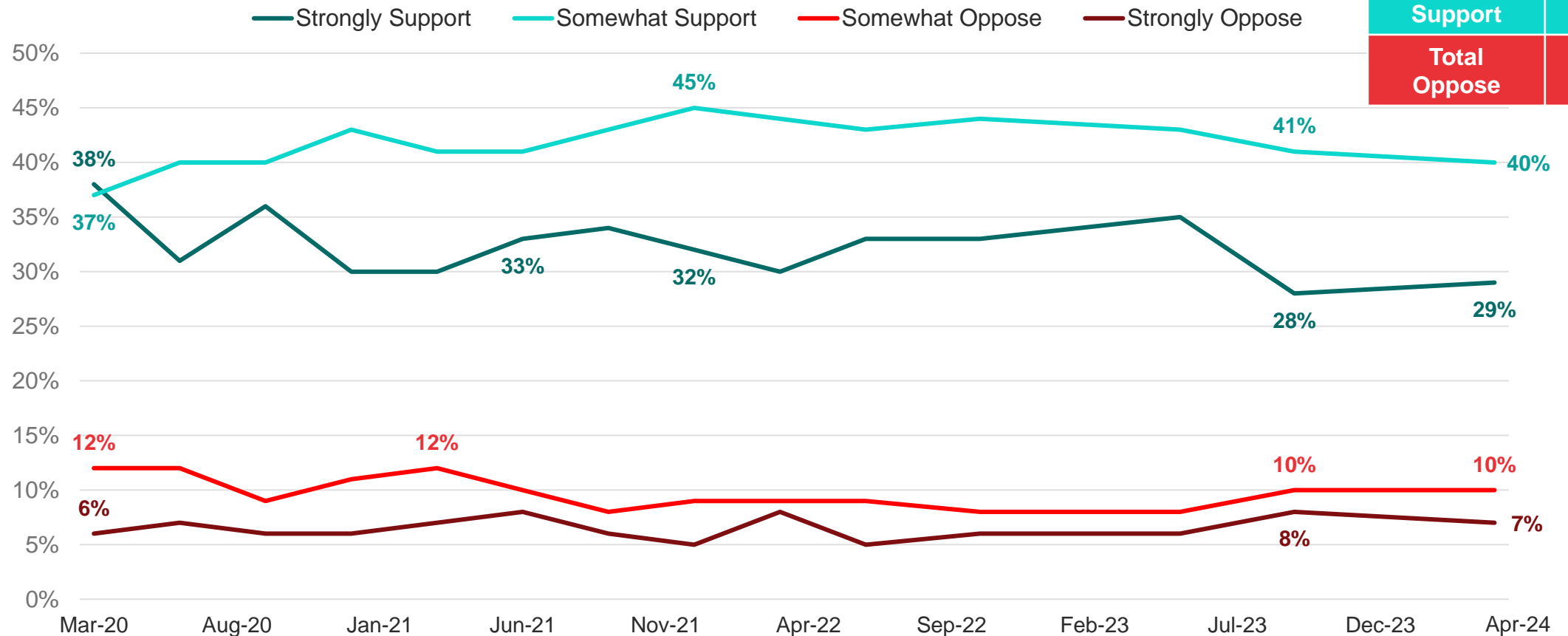
# Nearly 70% of teachers generally support education savings accounts (ESAs). Support levels have remained even since the fall.

An "education savings account" in K–12 education – often called an ESA – establishes for parents a government-authorized savings account with restricted, but multiple uses for educational purposes. Parents can then use these funds to pay for: school tuition; tutoring; online education programs; therapies for students with special needs; textbooks or other instructional materials; or save for future college expenses. In general, what is your opinion of an ESA system?

## All Teachers

April 2024

Total Support	69%
Total Oppose	17%



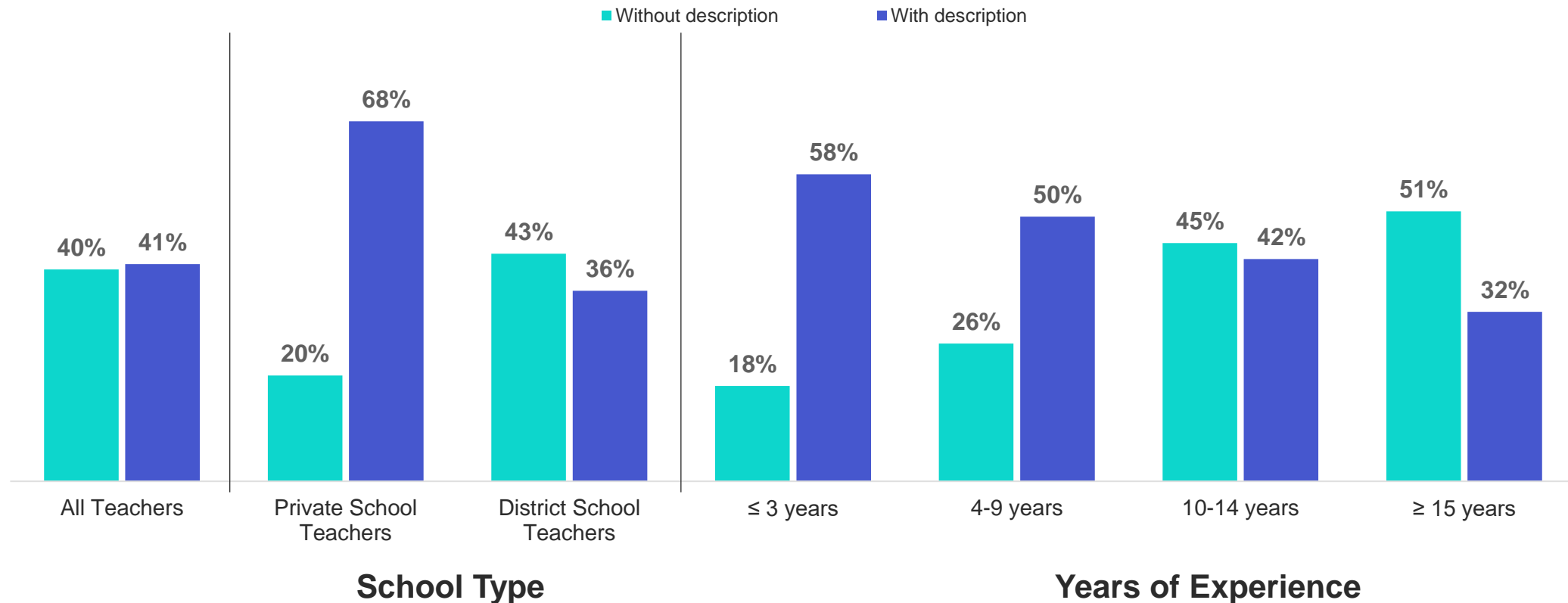
Note: Don't know/no opinion responses are not shown.

# Teachers' support for school vouchers tends to increase when they are given a description. Greatest support comes from private school teachers and those with less teaching experience.

Based on what you know, or have heard from others... In general, what is your opinion of 'school vouchers' in K-12 education? A school voucher system allows parents the option of sending their child to the school of their choice, whether that school is public or private, including both religious and non-religious schools. If this policy were adopted, tax dollars currently allocated to a school district would be allocated to parents in the form of a 'school voucher' to pay partial or full tuition for the child's school. In general, what is your opinion of school voucher systems?

## All Teachers

### Total Support (Strongly Support + Somewhat Support)

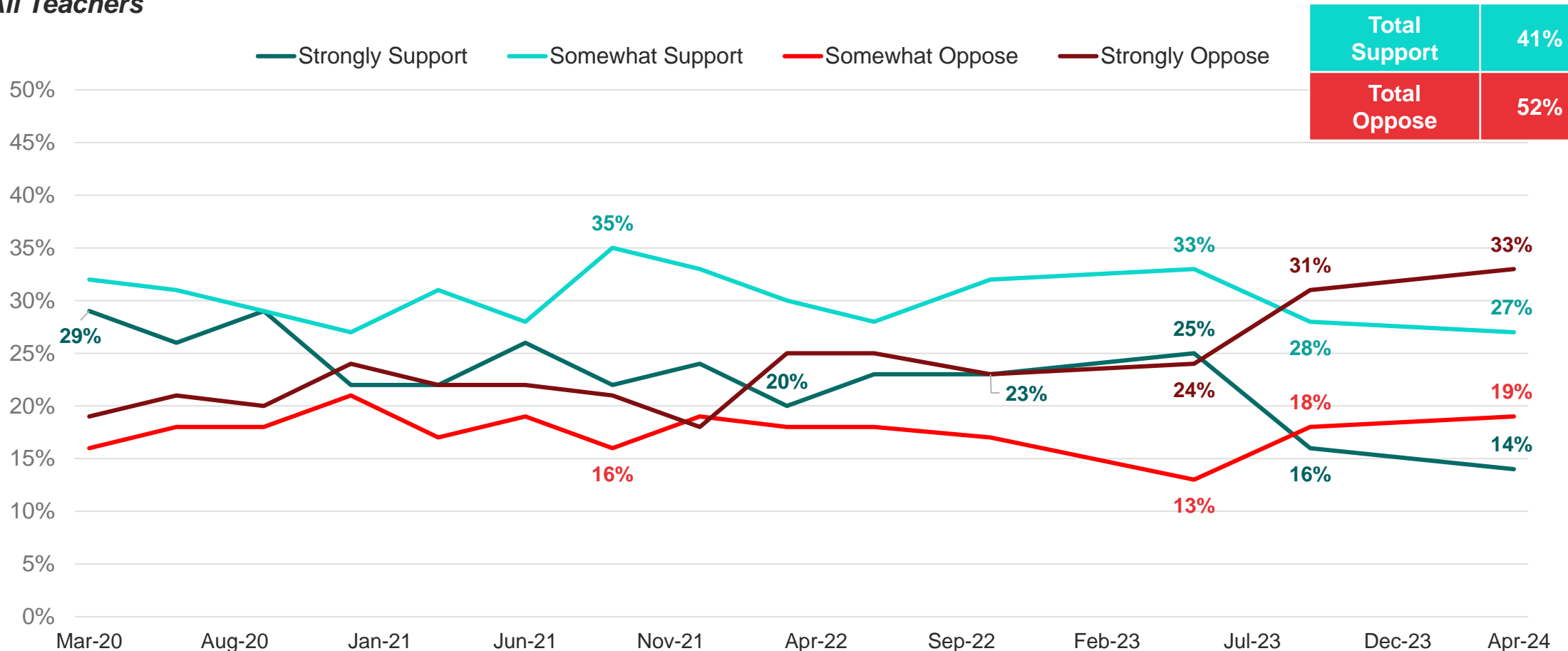


# Less than half of teachers support school vouchers. Teacher support for vouchers has fallen slightly since the fall.

A school voucher system allows parents the option of sending their child to the school of their choice, whether that school is public or private, including both religious and non-religious schools. If this policy were adopted, tax dollars currently allocated to a school district would be allocated to parents in the form of a 'school voucher' to pay partial or full tuition for the child's school. In general, what is your opinion of school voucher systems?

## All Teachers

April 2024



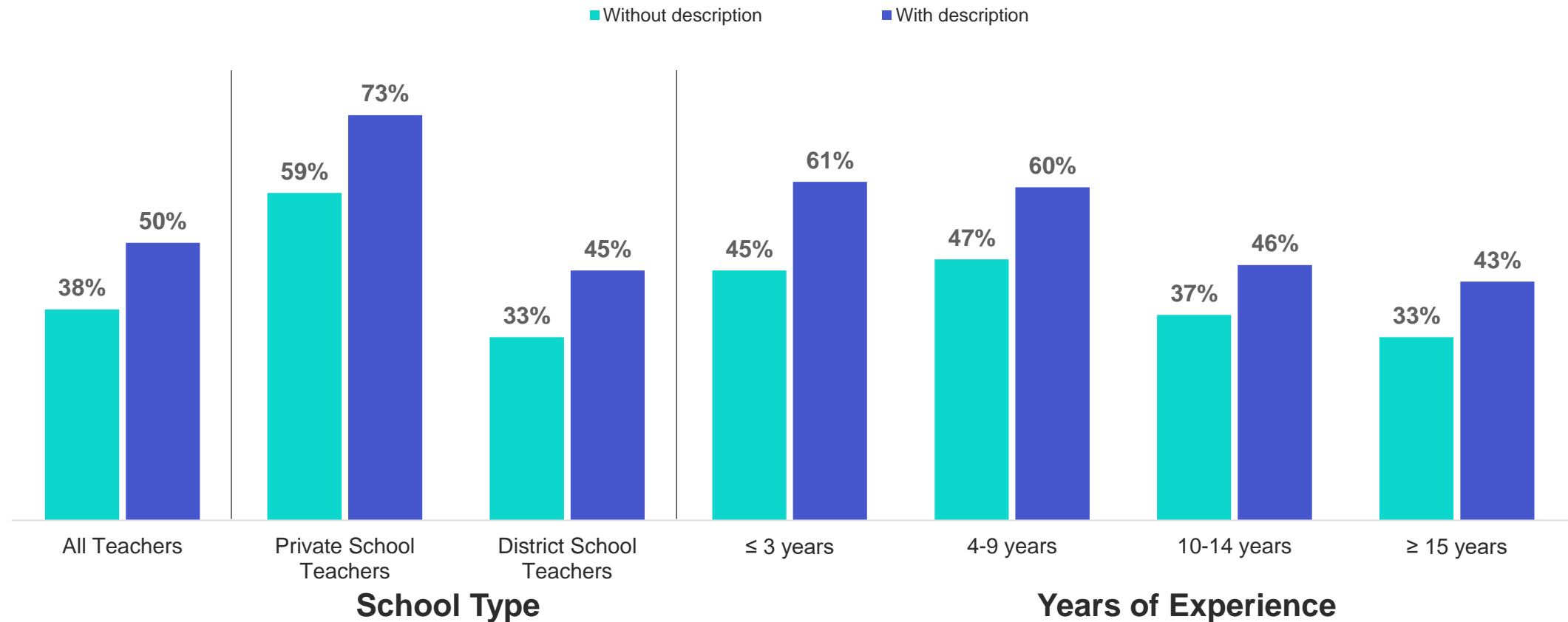
Note: Don't know/no opinion responses are not shown.

# When given a policy description, teacher support increases for charter schools. That is especially the case for those with the fewest years of teaching experience.

Based on what you know, or have heard from others... In general, what is your opinion of 'charter schools' in K–12 education?  
Charter schools are public schools that have more control over their own budget, staff, and curriculum, and are exempt from many existing public school regulations. In general, what is your opinion of public charter schools?

## All Teachers

### Total Support (Strongly Support + Somewhat Support)

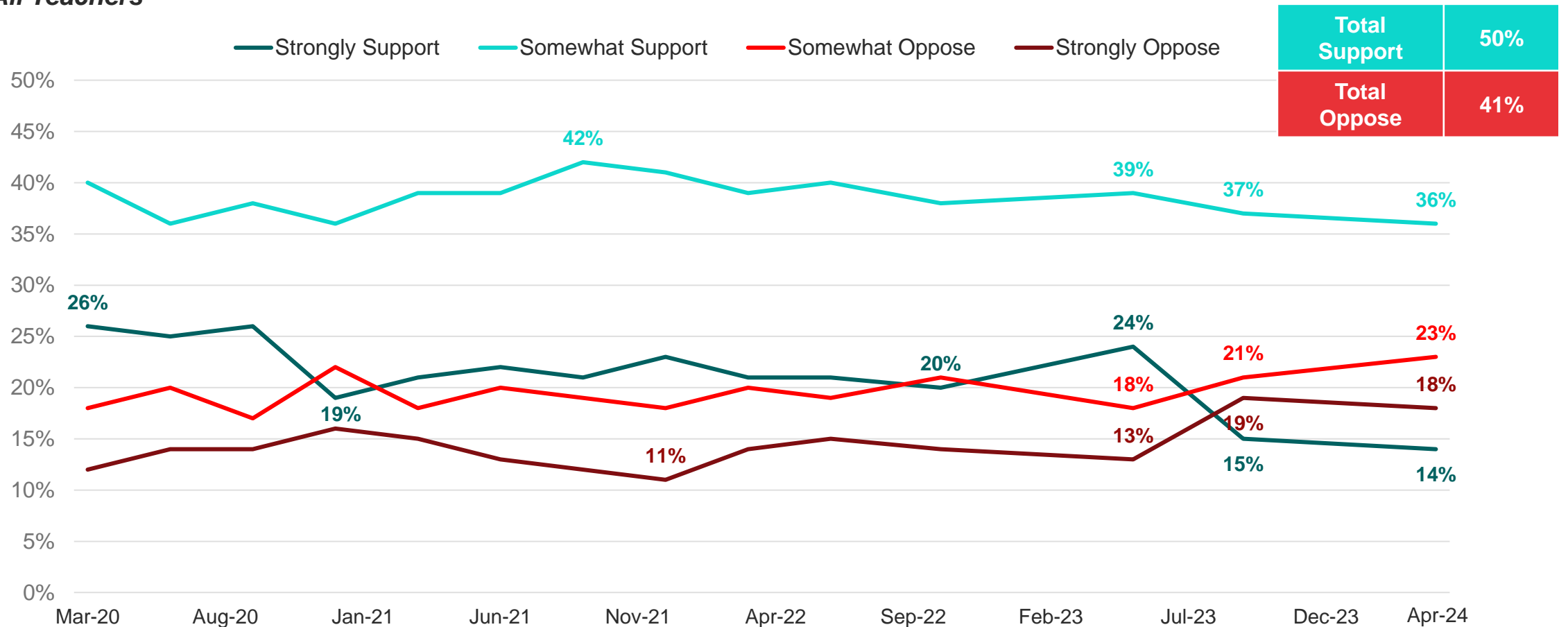


# Half of teachers support public charter schools. Support has fallen slightly since the fall.

Charter schools are public schools that have more control over their own budget, staff, and curriculum, and are exempt from many existing public school regulations. In general, what is your opinion of public charter schools?

## All Teachers

April 2024



Note: Don't know/no opinion responses are not shown.

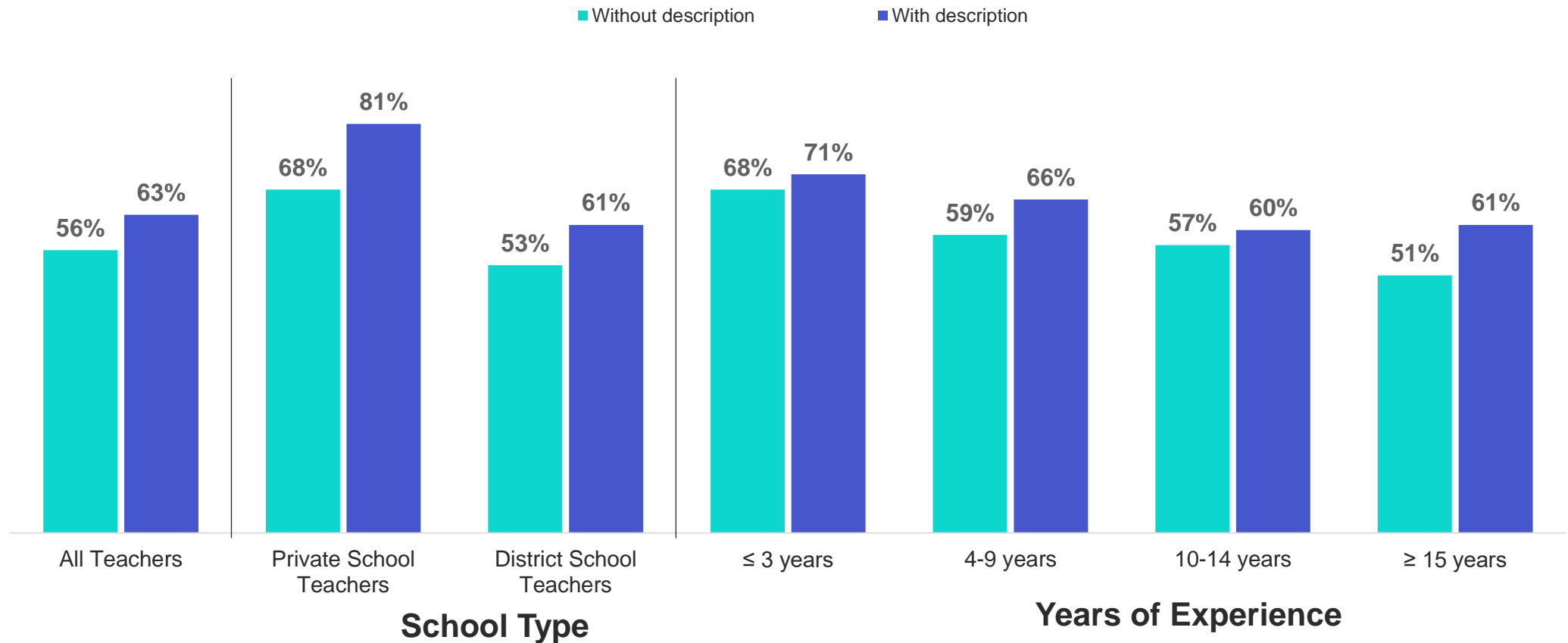
# Teachers' support is high for inter-district open enrollment. When a policy description is provided, support increases the most among private school teachers.

Based on what you know, or have heard from others... In general, what is your opinion of "open enrollment" policies in K-12 education?

An "open enrollment" policy in K-12 education allows a student enrolled in public school to select and transfer to a public school of their choice, rather than attending a school based on where they live. A student can be allowed to transfer to a public school in another district (called "INTER-district"). The policy is based on a first come, first served process until districts are no longer able to accommodate new students. In general, what is your opinion of an open enrollment system?

## All Teachers

## Total Support (Strongly Support + Somewhat Support)



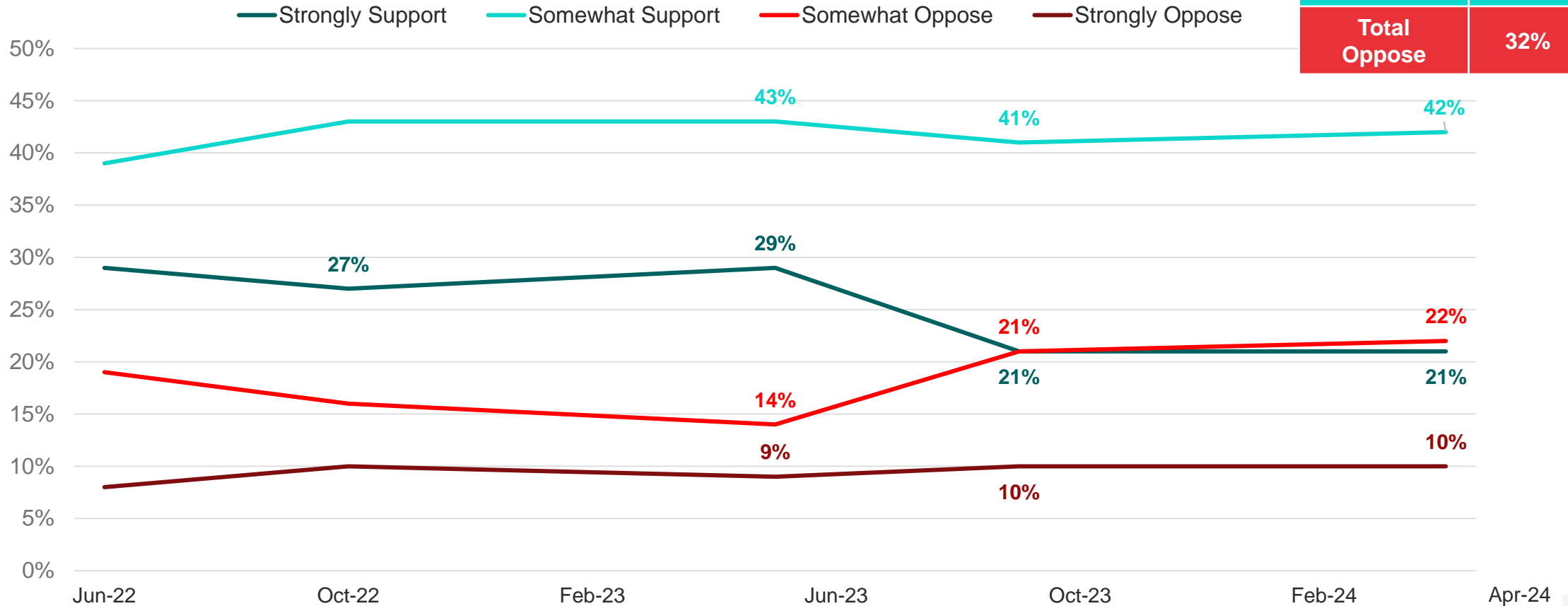
# Almost two-thirds of teachers support open enrollment. Support has remained steady since the fall.

An “open enrollment” policy in K-12 education allows a student enrolled in public school to select and transfer to a public school of their choice, rather than attending a school based on where they live. A student can be allowed to transfer to a public school in another district (called “INTER-district”). The policy is based on a first come, first served process until districts are no longer able to accommodate new students. In general, what is your opinion of an open enrollment system?

## All Teachers

April 2024

Total Support	63%
Total Oppose	32%



Note: Don't know/no opinion responses are not shown.



AGENDA

VIEWS ON K-12 EDUCATION

TEACHING PROFESSION AND EXPERIENCES

VIEWS ON TECHNOLOGIES, SOCIAL MEDIA

SCHOOL CHOICE POLICIES

**SURVEY PROFILE AND DEMOGRAPHICS**



# Survey Profile, 1

<b>Dates</b>	March 28 – April 3, 2024
<b>Survey Data Collection &amp; Quality Control</b>	Morning Consult
<b>Survey Sponsor</b>	EdChoice
<b>Population</b>	K-12 Education Teachers
<b>Sampling Frame</b> States,	National sample of K-12 teachers (age 18+) living in the United States, including the District of Columbia
<b>Sampling Method</b>	Non-Probability, Stratified (based on Gender, Years of Experience)
<b>Mode</b>	Online Survey
<b>Language</b>	English

## Survey Profile, 2

<b>Survey Time</b>	Median = 13.03 minutes
<b>Sample Size</b>	Total, N = 1,031
<b>Oversampling?</b>	None
<b>Quotas?</b>	Age, Years of Teaching Experience
<b>Weighting?</b>	Age, Race, Ethnicity, Gender, Teaching Experience
<b>Measure of Precision</b>	± 3.10 percentage points
<b>Participation Rate</b>	53.40%
<b>Project Contact</b>	Paul DiPerna, paul@edchoice.org

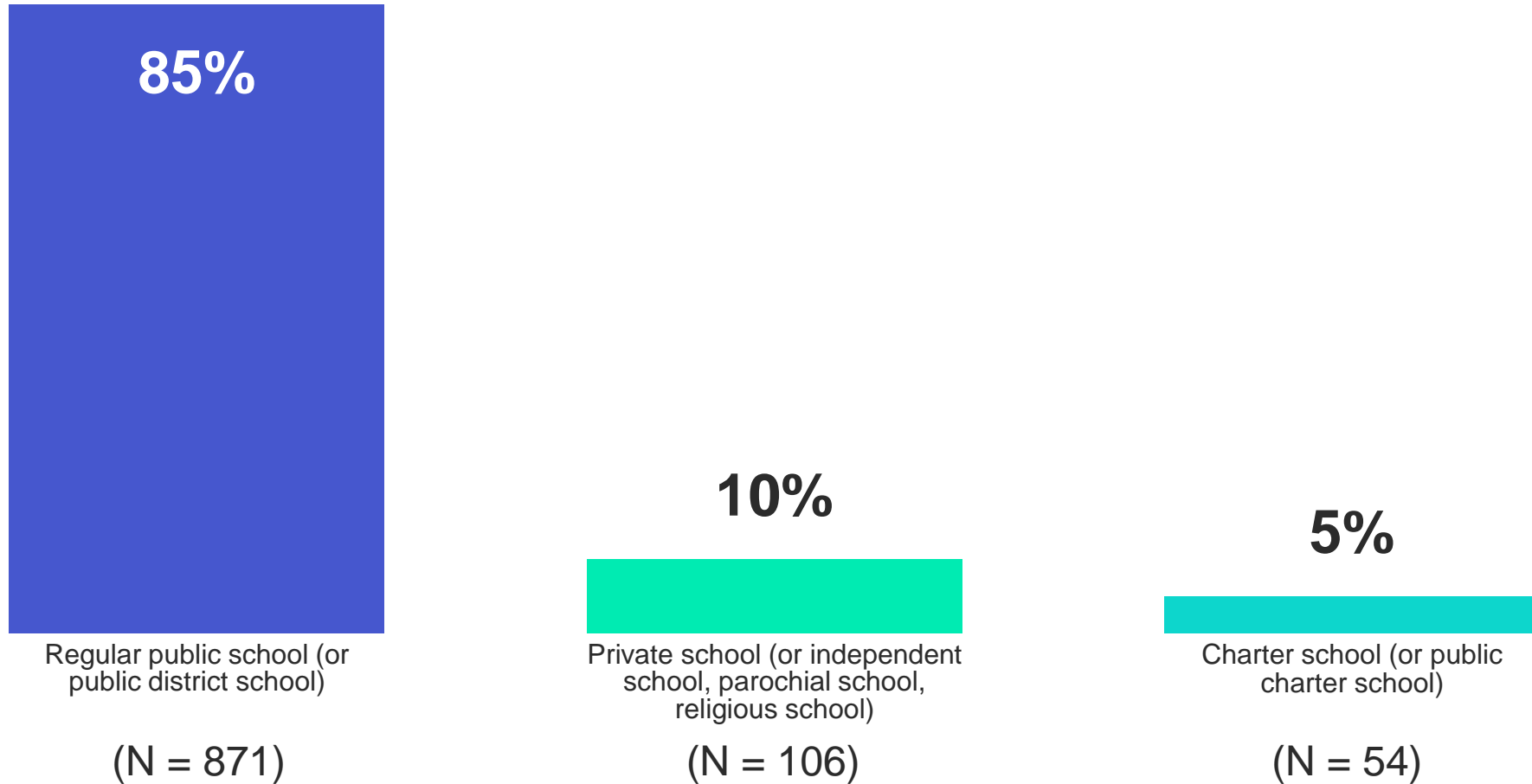
## Total Teacher Sample Demographics

Demographics	Unweighted (N = )
Hispanic	88
White	943
Asian American	29
Black	77
Other	34
Generation Z	27
Millennial	535
Generation X	241
Boomers	216
Northeast	220
Midwest	254
South	401
West	156

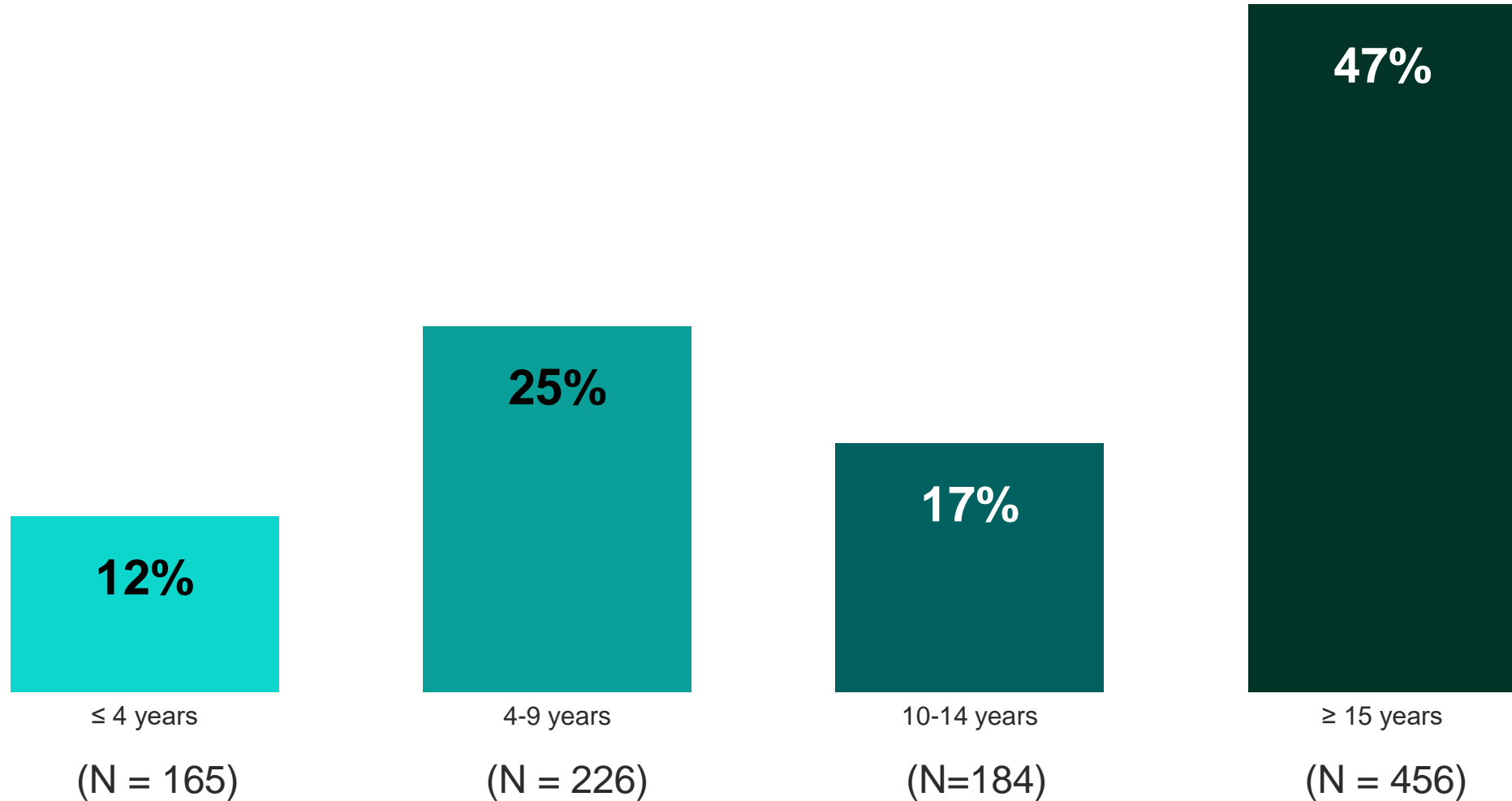
Demographics	Unweighted (N = )
Male	217
Female	814
Democrat	393
Independent	248
Republican	341
Urban	182
Suburban	567
Small Town	123
Rural	159
Low Income <\$50K	196
Middle Income \$50K to <\$100K	474
High Income \$100K+	361
LGBTQ	65

# Where do you currently teach?

## All Teachers

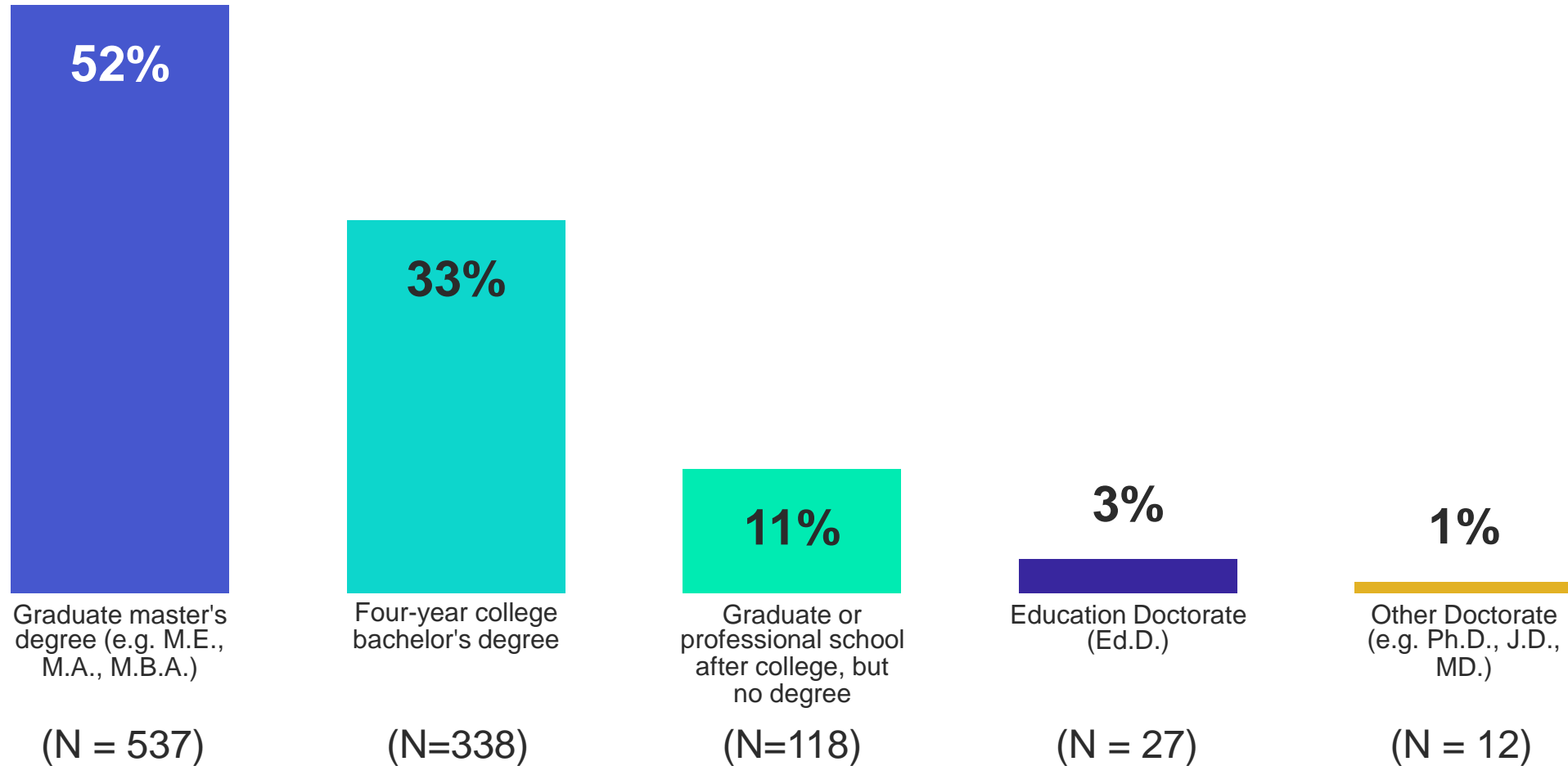


Counting this school year, how many years have you been a school teacher, including part-time teaching?



# What is the last grade or class you completed in school?

## All Teachers



WHO WE ARE

 **MORNING CONSULT**<sup>®</sup>

Morning Consult is a global data intelligence company delivering insights on what people think in real time.

By surveying tens of thousands across the globe every day, Morning Consult is unmatched in scale and speed: It determines the true measure of what people think and how their decisions impact business, politics and the economy.

Industry leaders rely on Morning Consult's proprietary technology and analysis for real-time intelligence to transform information into a competitive advantage.



 **CHOICE**

EdChoice is a 501(c)(3) nonprofit, nonpartisan organization. Our mission is to advance educational freedom and choice for all as a pathway to successful lives and a stronger society. We are committed to understanding and pursuing a K–12 education ecosystem that empowers every family to choose the learning environment that fits their children's needs best.

Learn more at: [EDCHOICE.ORG](https://edchoice.org)





**MORNINGCONSULT.COM**