

 edCHOICE

TEACHERS AND K-12 EDUCATION

A National Polling Report

MAY 2023

KEY FINDINGS

1. Charter school and private school teachers are most likely to say their schools contribute to their personal happiness. Those two teacher groups also say they are thriving to a much higher degree than district school teachers. Likewise, male teachers are much more likely to feel very positive than female teachers.
2. More than half of teachers feel a “sense of purpose” and “hopeful” when thinking about the future. Nearly 30 percent say they feel “overwhelmed.”
3. On average, teachers think students are doing worse academically, emotionally, and socially, compared to responses from school parents. Private school and charter school teachers see their students progressing much better compared to district school teachers.
4. In May, teachers in district schools were much more pessimistic about the profession compared to both private school and charter school teachers. The proportion of teachers who would “promote” the teaching profession continued its upward trend – especially among charter school teachers.
5. Nearly 60 percent of teachers are worried about a violent intruder entering their school – up by +18 points since October 2022. When primed about the recent Nashville school mass shooting, teachers show even more concern about a violent intruder entering their school. Teachers express more concern about an intruder entering their school compared to parents and private school teachers are much more concerned than district school teachers.
6. Nearly 3 out of 4 teachers want more investment in mental health programs for teens to reduce the possibility of school shootings. More than half support laws removing guns from those who show troubling behavior, raising the purchase age for guns, and banning assault weapons.
7. Almost 60 percent of teachers either have heard a lot or some about ChatGPT. Younger, urban, and high-income teachers are most likely to have heard of the platform. Three out of five teachers say they have never used ChatGPT. Among users, similar numbers of teachers have used ChatGPT in their free time or at school.
8. Six out of ten teachers indicated they feel the need to make some changes to their teaching approach based on pandemic impacts. Half feel that artificial intelligence (AI) and ChatGPT will affect their teaching methods.
9. Majorities of teachers show support for a range of school choice policies. This support has held strong for several months.
 - Education savings accounts (ESAs) – 78%
 - Open enrollment – 72%
 - Charter schools – 63%
 - School vouchers – 55%

Methodology:

This poll was conducted between April 26 – May 6, 2023 among a sample of 961 Teachers. The interviews were conducted online. Results based on the full survey have a measure of precision of plus or minus 3.46 percentage points.

AGENDA

WELLBEING AND HAPPINESS

VIEWS ON K-12 EDUCATION

TEACHING PROFESSION AND EXPERIENCES

TEACHING OPPORTUNITIES AND SCHOOLING

SCHOOL CHOICE POLICIES

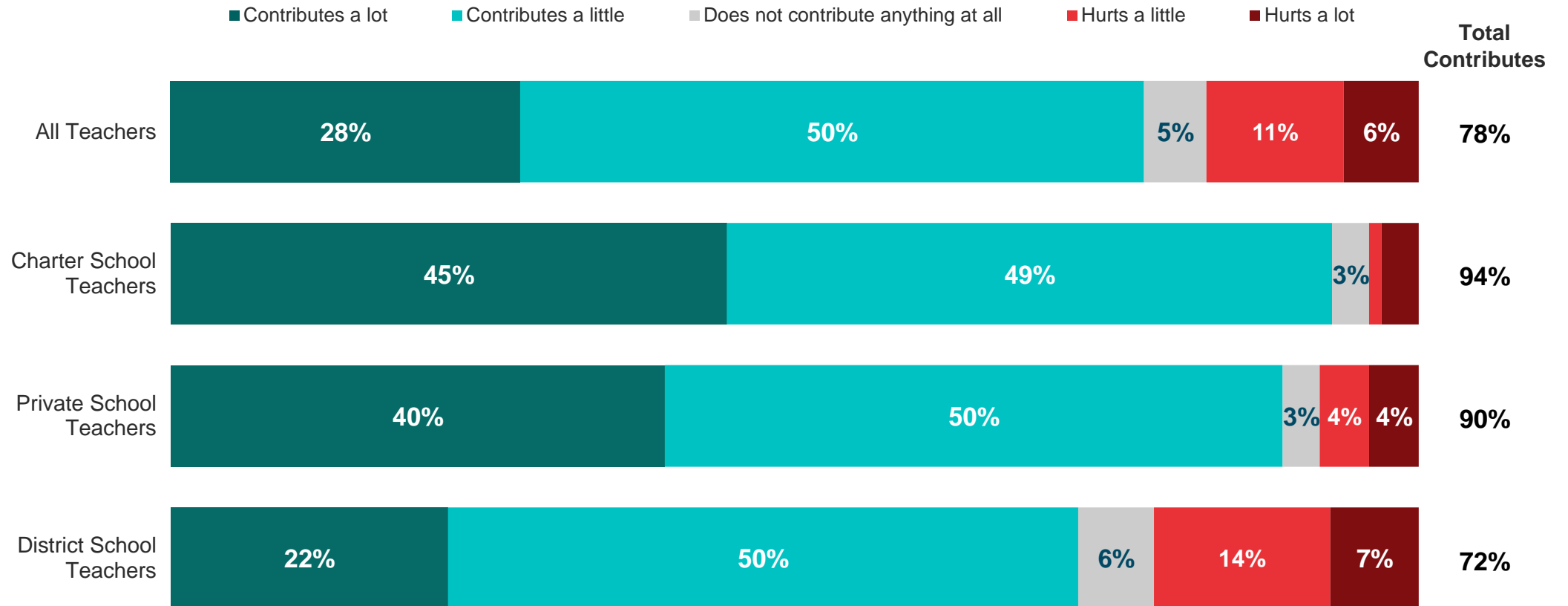
SURVEY PROFILE AND DEMOGRAPHICS



Charter school and private school teachers are most likely to say their schools contribute to their personal happiness.

To what degree does your school contribute to your personal **happiness**?

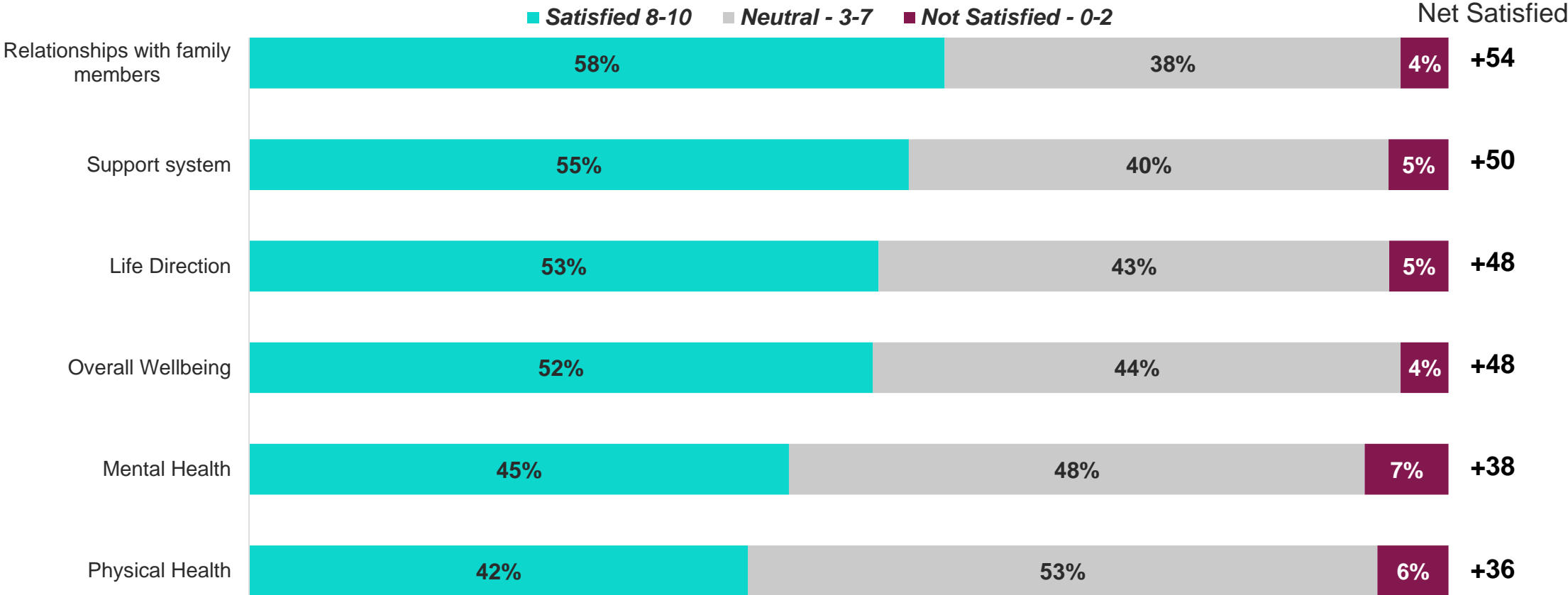
All Teachers



Teachers report the highest satisfaction in their relationships with family members. They are least satisfied with their physical and mental health.

For each of the following, please rate how personally satisfied you are in these areas on a scale from 0 to 10, where 0 means you are not at all satisfied and 10 means you are completely satisfied.

All Teachers



Source: Survey conducted April 26, 2023 – May 6, 2023, U.S. K-12 education teachers

More than half of teachers feel a “sense of purpose” and “hopeful” when thinking about the future. Nearly 30 percent say they feel “overwhelmed.”

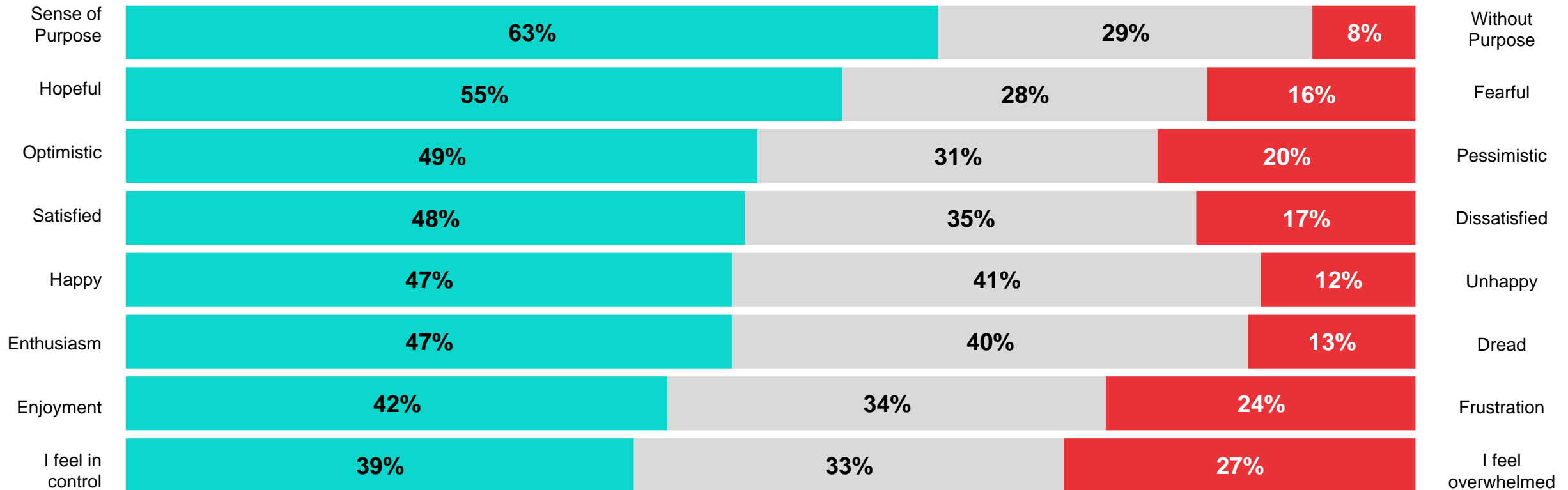
When thinking about the future, please select which of these words best describes how you feel right now?

All Teachers

Agree more with this statement ←

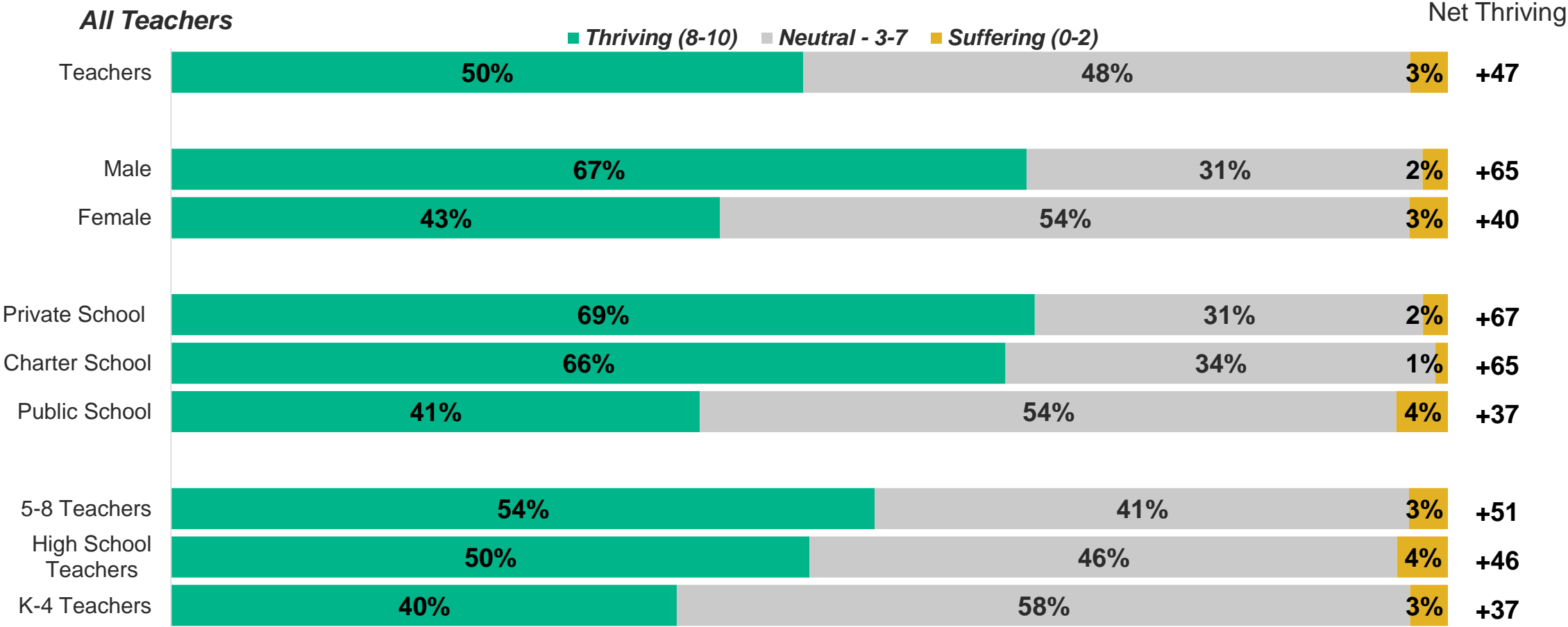
Neutral

→ Agree more with this statement



Private school and charter school teachers say they are thriving to a much higher degree than public school teachers. Likewise, male teachers are much more likely to feel very positive than female teachers. K-4 teachers least likely to feel they are thriving compared to other peers.

How do you generally feel about your life on a scale from 0 to 10, where 0 means you feel like you are suffering to a high degree and 10 means you are thriving to a high degree.



Source: Survey conducted April 26, 2023 – May 6, 2023, U.S. K-12 education teachers

AGENDA

WELLBEING AND HAPPINESS

VIEWS ON K-12 EDUCATION

TEACHING PROFESSION AND EXPERIENCES

TEACHING OPPORTUNITIES AND SCHOOLING

SCHOOL CHOICE POLICIES

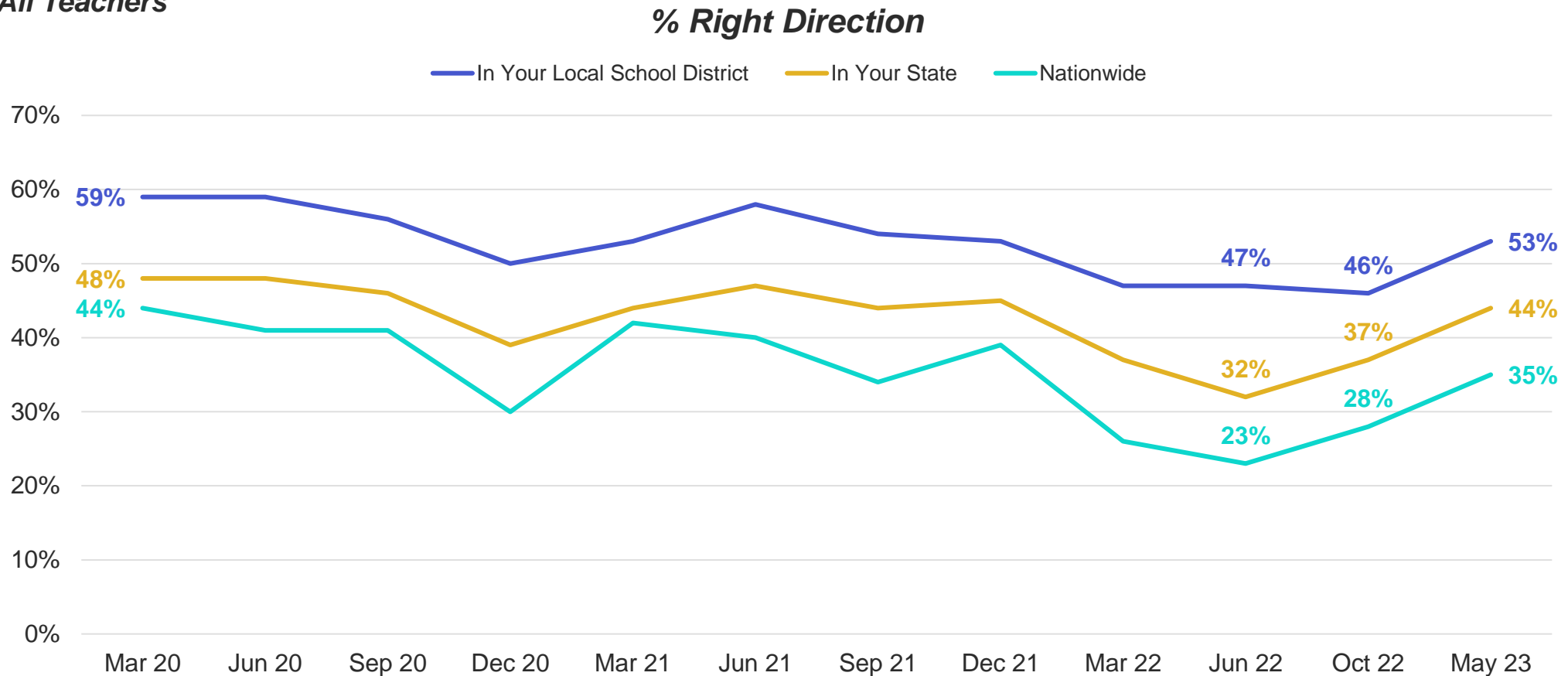
SURVEY PROFILE AND DEMOGRAPHICS



This Spring, teachers continued to have rising optimism about the direction of K-12 education at the national, state, and local levels. However, their positivity remains below June 2021 levels.

Do you feel things in K-12 education are generally going in the right direction, or do you feel things have generally gotten off on the wrong track?

All Teachers



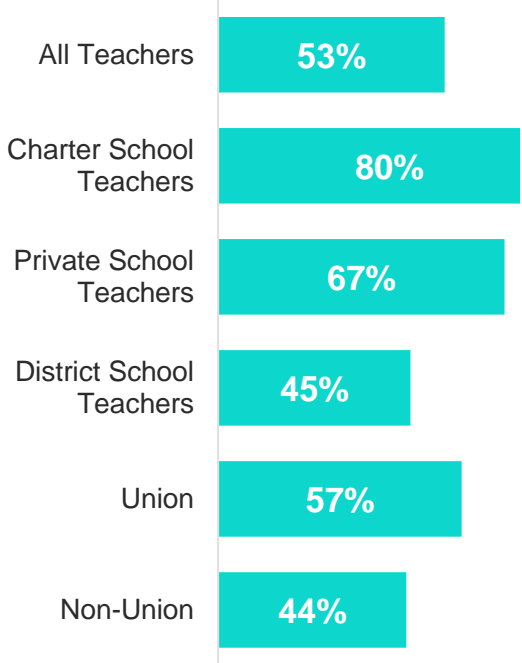
By far, charter school and private school teachers are more optimistic about the direction of K-12 education than district school teachers.

Do you feel things in K-12 education are generally going in the right direction, or do you feel things have generally gotten off on the wrong track?

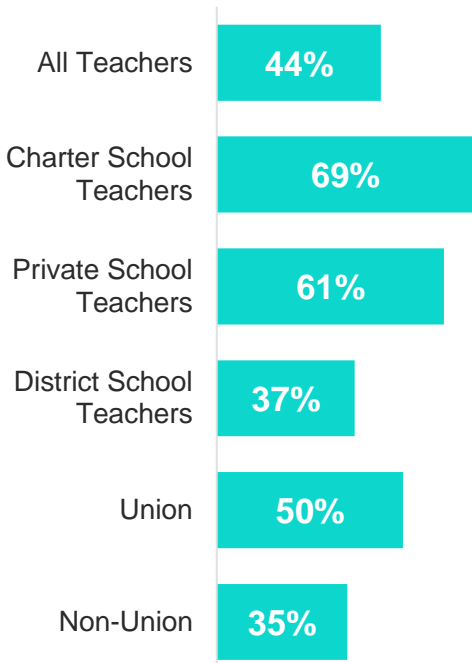
All Teachers

% Right Direction

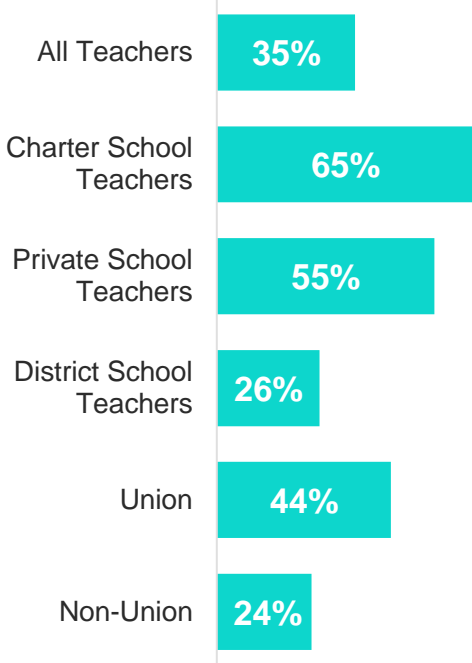
In your local school district



In your state



Nationwide



Source: Survey conducted April 26, 2023 – May 6, 2023, U.S. K-12 education teachers

Teachers have a diverse set of views as to what should be the main purpose of K-12 education. They are most likely to believe high school should focus on skills for future employment.

What do you believe should be the main purpose of education during Kindergarten through 8th grade/High School? In your opinion, how important is it for students to learn...

All Teachers

% Extremely Important






Grades K-8

Average % selected Extremely Important **43%**

-  Become independent thinkers (**53%**)
-  Socialization (**52%**)
-  Core academic subjects (**52%**)
-  How to be good citizens (**47%**)
-  Skills for future employment (**44%**)
-  Values, moral character, religious virtues (**35%**)
-  To fix social problems (**19%**)

Grades 9-12

Average % selected Extremely Important **46%**

-  Skills for future employment (**60%**)
-  Become independent thinkers (**58%**)
-  How to be good citizens (**51%**)
-  Socialization (**47%**)
-  Core academic subjects (**45%**)
-  Values, moral character, religious virtues (**33%**)
-  To fix social problems (**26%**)

60%
of school parents*
believe skills for
future employment is
most important for
Grades 9-12

58%

of school parents*
believe core
academic subjects is
most important for
Grades K-8


Bolding indicates 5+ points above the general population's responses

Note: *School parents data comes from the April 2023 Gen Pop Report.

Source: Survey conducted April 26, 2023 – May 6, 2023, U.S. K-12 education teachers

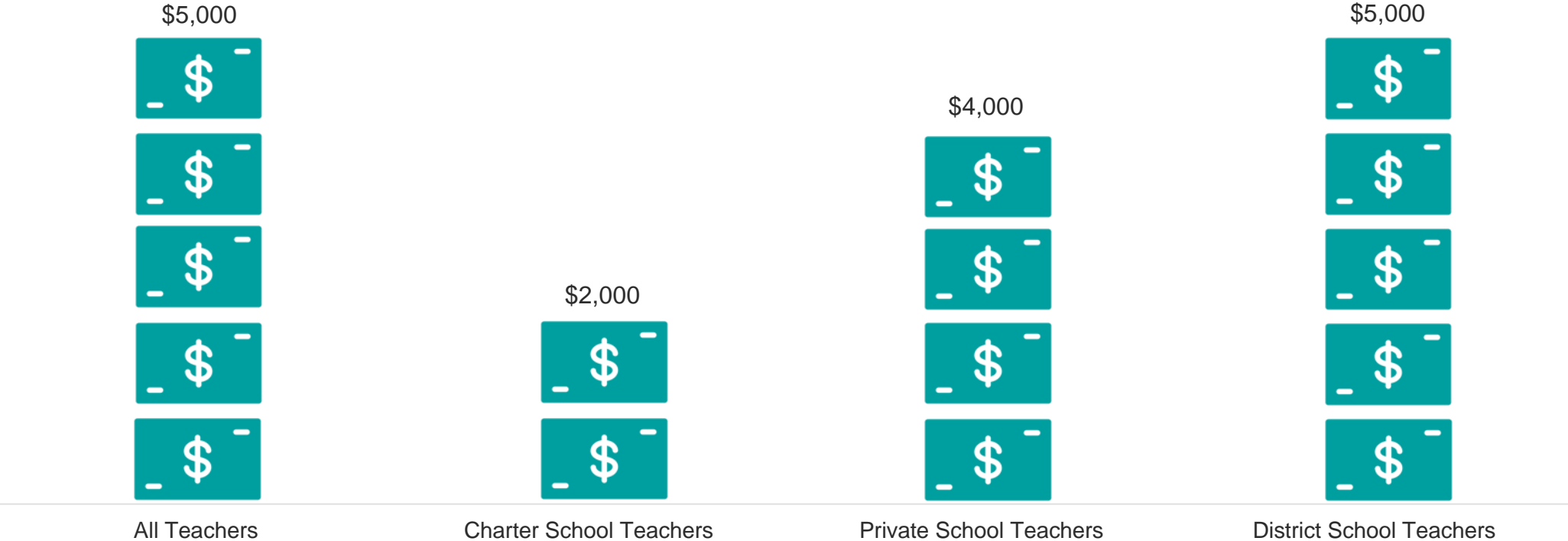
Teachers continue to believe that government spending per student is much lower than actual expenditures.

How much do you think is spent per year on each student in your state’s public schools? Your estimate of the state average—to the nearest thousand dollars—will represent the combined expenditures of local, state, and federal governments.

 = \$1,000

Median Estimate

FY20 State Actuals	
Maximum	\$25,273
Mean	\$13,489
Minimum	\$8,287

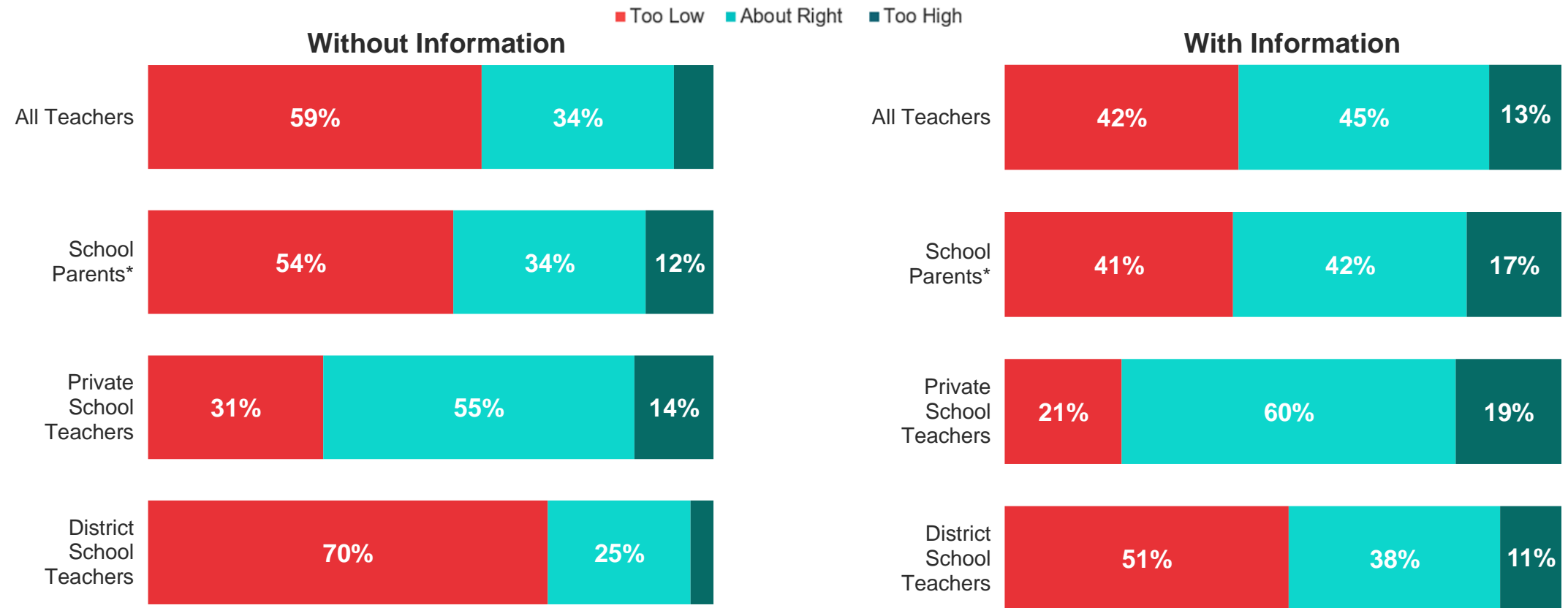


FY20 State Actuals Source: National Center for Education Statistics
 Source: Survey conducted April 26, 2023 – May 6, 2023, U.S. K-12 education teachers

Teachers are much less likely (-17 points) to say their state’s per-student spending is “too low” when given a publicly reported statistic. District school teachers are much more likely than private school teachers to say spending is too low.

Do you believe public school funding in [STATE] is:

On average, [STATE] spends \$_____ per student attending public school each year. Do you believe public school funding is:



State Per Pupil Spending Source: National Center for Education Statistics

Note: *School parents data comes from the April 2023 Gen Pop Report.

Source: Survey conducted April 26, 2023 – May 6, 2023, U.S. K-12 education teachers

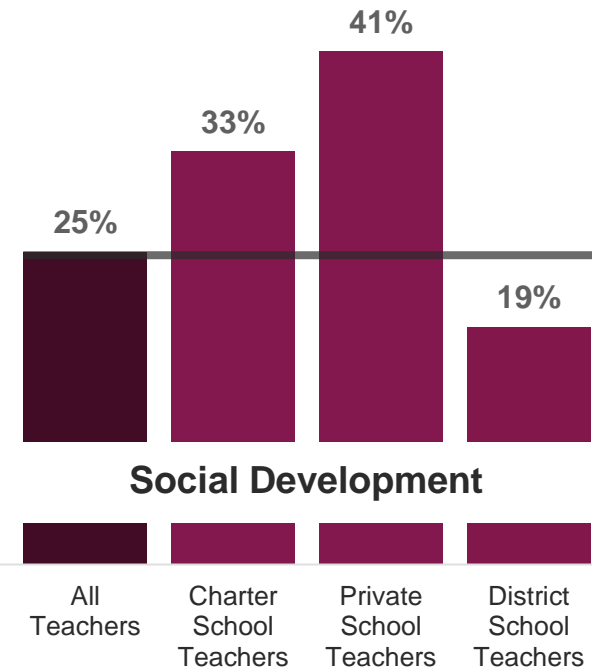
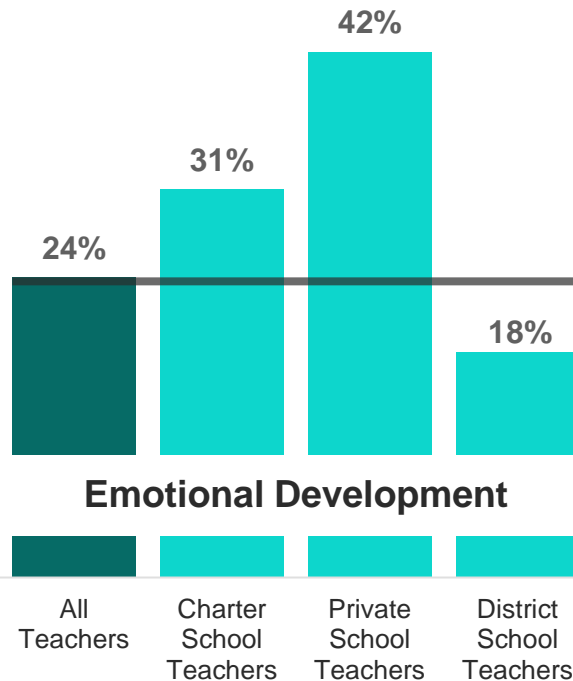
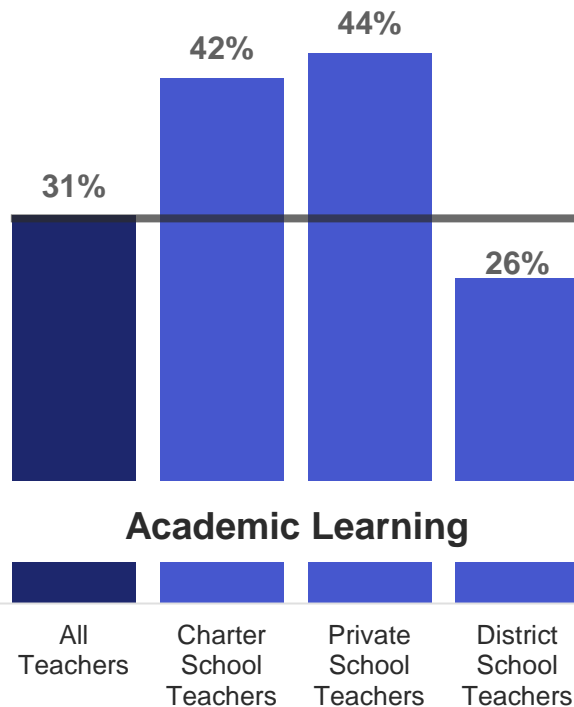
About 1 in 4 teachers believe students are performing very well academically, emotionally, and socially. Charter school and private school teachers see their students progressing much better compared to district teachers.

How do you feel your students are progressing on the following this school year?

All Teachers

% Very Well

On average, teachers think students are progressing **(-18 points)** worse across categories than school parents*.

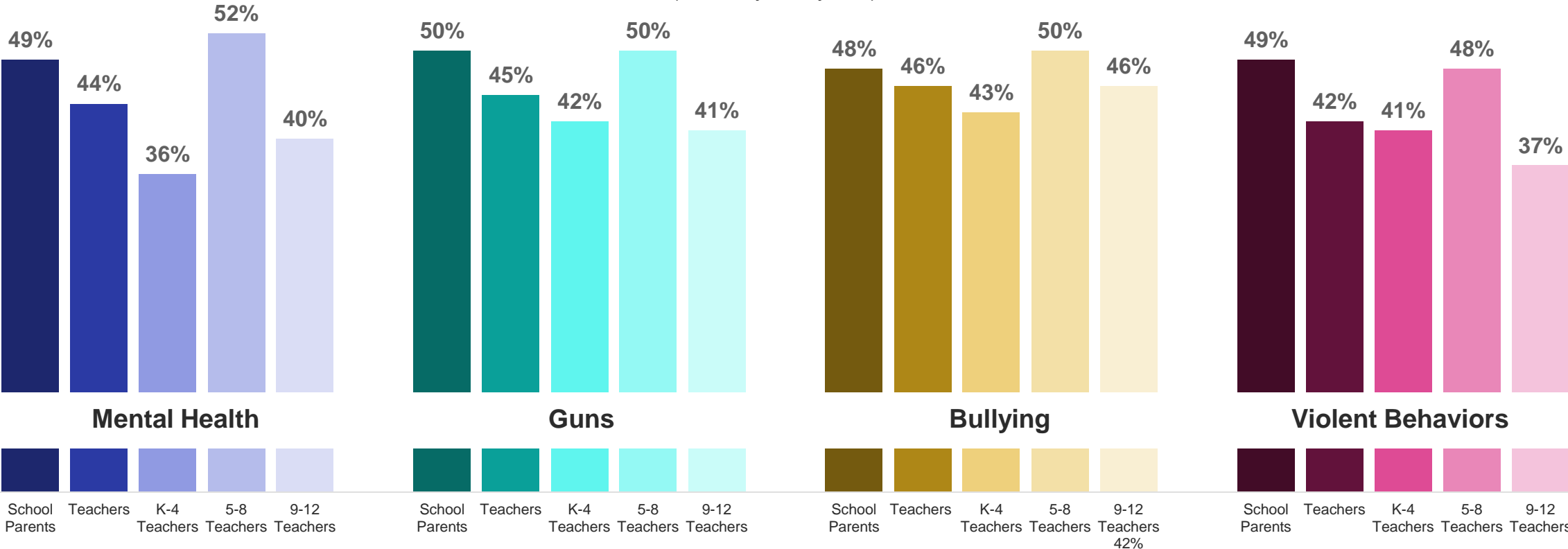


Note: *School parents data comes from the April 2023 Gen Pop Report.
Source: Survey conducted April 26, 2023 – May 6, 2023, U.S. K-12 education teachers

Teachers are slightly less positive than parents when assessing how their schools address mental health, guns, bullying, and violent behaviors. Middle school teachers are most upbeat about each aspect compared to other teachers.

How well do you feel your youngest/oldest child's school addresses the following among its students?
 How well do you feel your school addresses the following among its students?

Most Positive
 (Extremely + Very Well)

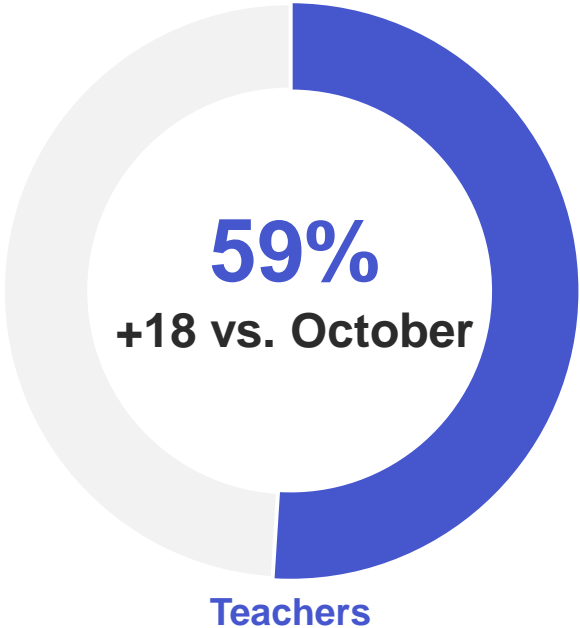


Note: *School parents data comes from the April 2023 Gen Pop Report.
Note: Results are composite numbers between those who were asked about their youngest child and those who were asked about their oldest child.
Source: Survey conducted April 26, 2023 – May 6, 2023, U.S. K-12 education teachers

Nearly 60 percent of teachers are worried about a violent intruder entering their school – up by 18 points since October 2022. When primed about the recent Nashville school mass shooting, teachers show even more concern about a violent intruder entering their school.

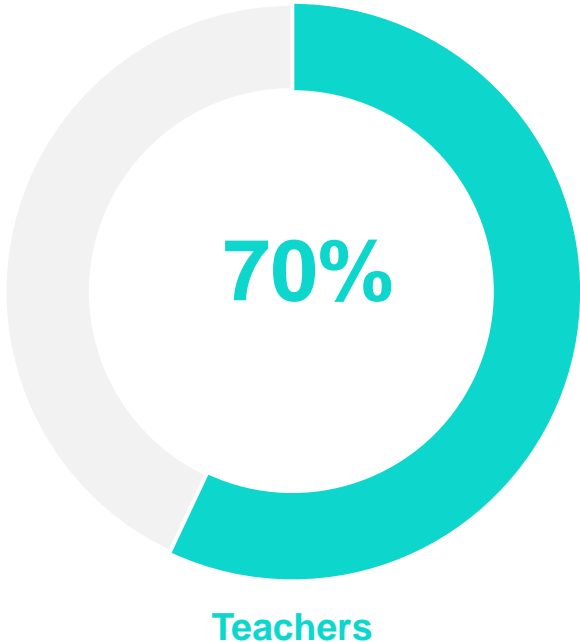
How concerned are you about a violent intruder, like a mass shooter, entering your child's/children's school?

All Teachers



As a result of the recent mass shooting that occurred at a school in Nashville, Tennessee, how concerned are you about a violent intruder, like a mass shooter, entering your school?

Total Concern
(Extremely + Very Concerned)

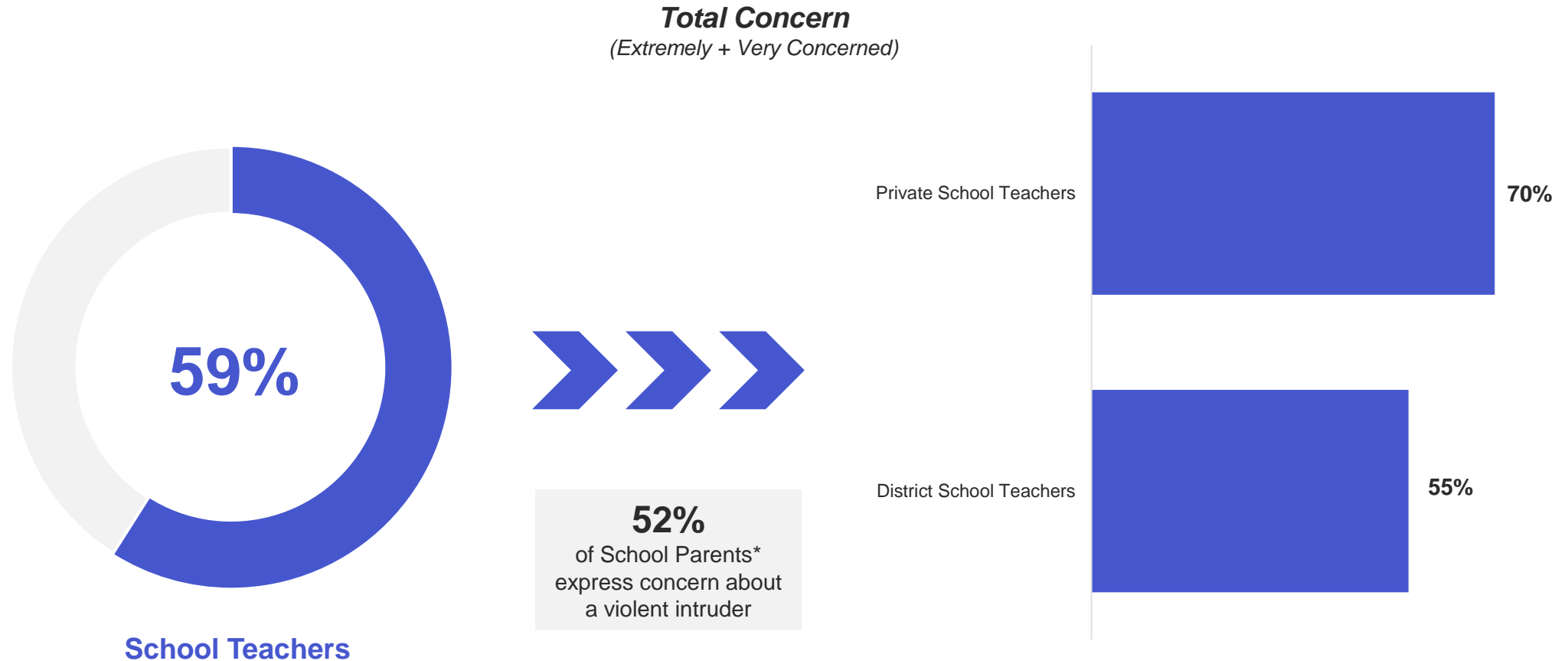


Source: Survey conducted April 26, 2023 – May 6, 2023, U.S. K-12 education teachers

Teachers express more concern about an intruder entering their school compared to parents. Private school teachers are much more concerned than district school teachers.

How concerned are you about a violent intruder, like a mass shooter, entering your school?

All Teachers

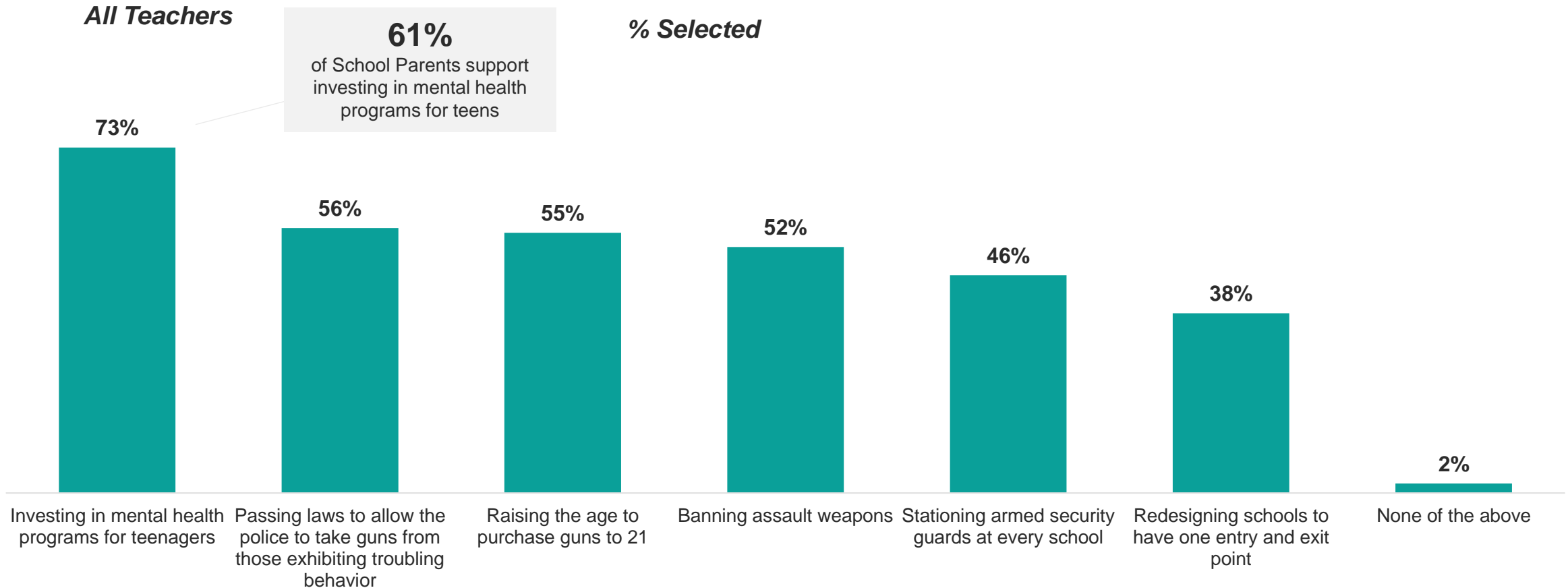


Note: *School parents data comes from the April 2023 Gen Pop Report.

Source: Survey conducted April 26, 2023 – May 6, 2023, U.S. K-12 education teachers

Nearly 3 out of 4 teachers want more investment in mental health programs for teens to reduce the possibility of school shootings. More than half support laws removing guns from those who show troubling behavior, raising the purchase age for guns, and banning assault weapons.

Which of the following policies would you support to try and reduce the possibility of school shootings? Please select all that apply.



Note: *School parents data comes from the April 2023 Gen Pop Report.

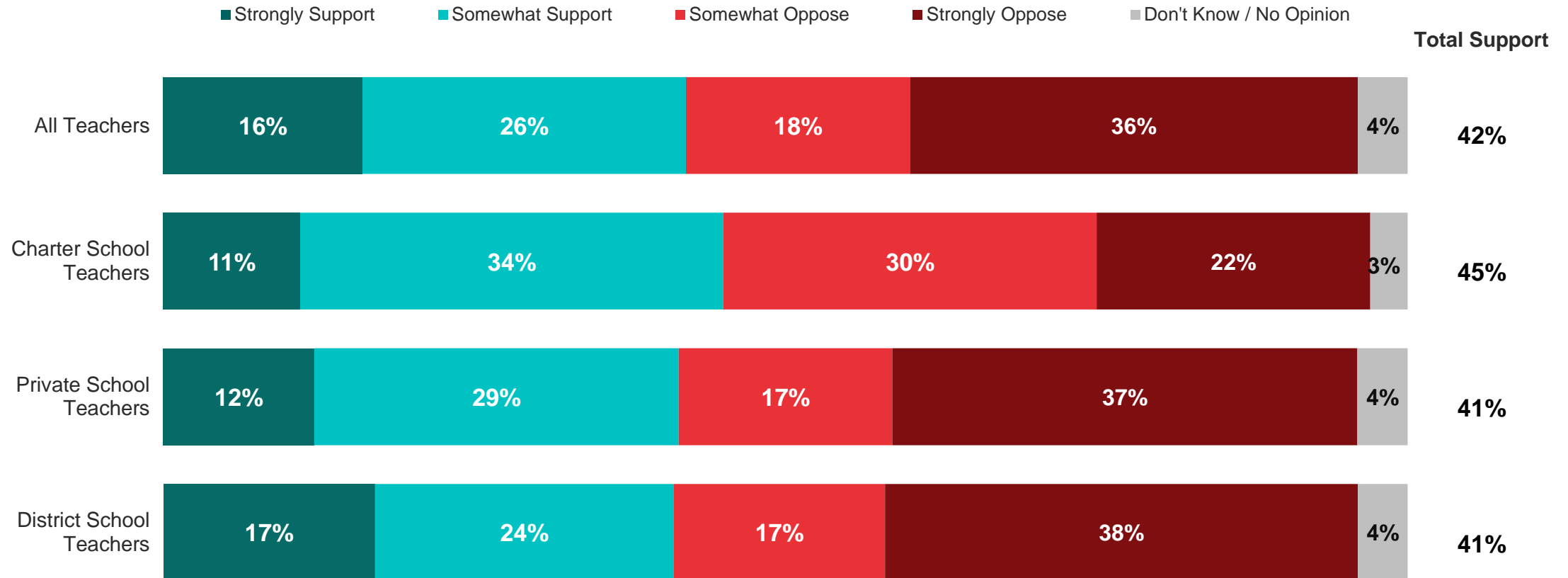
Source: Survey conducted April 26, 2023 – May 6, 2023, U.S. K-12 education teachers

More than 40 percent of teachers support allowing teachers and administrators in their district to carry guns in school. That level is substantially lower than the proportion of school parents (52%) supporting this policy.

Do you support or oppose your local school district allowing teachers/administrators to carry a firearm/gun in school?

52%
of School Parents support allowing school personnel to carry a gun in school

All Teachers

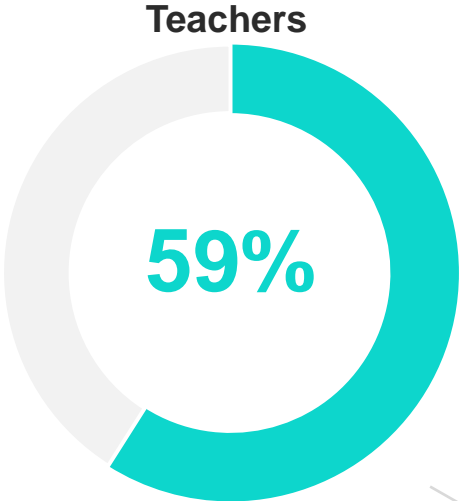


Note: *School parents data comes from the April 2023 Gen Pop Report.
Source: Survey conducted April 17, 2023 – April 20, 2023, among U.S. adults

Nearly 60 percent of teachers either have heard a lot or some about ChatGPT. Younger, urban, and high-income teachers are most likely to have heard of the platform.

To what extent, if at all, have you ever heard of ChatGPT?

All Teachers



% Heard A lot/Some About ChatGPT

To what extent, if at all, have you ever heard of ChatGPT?

A lot	20%
Some	39%
Not much	10%
Not at all	26%

Teachers are **+17 points** more likely to have heard about ChatGPT than teens (**42%**)

Top % Have Heard A lot/Some

Urban	74%
4-9 Years Exp.	70%
Millennial	67%
High Income	63%

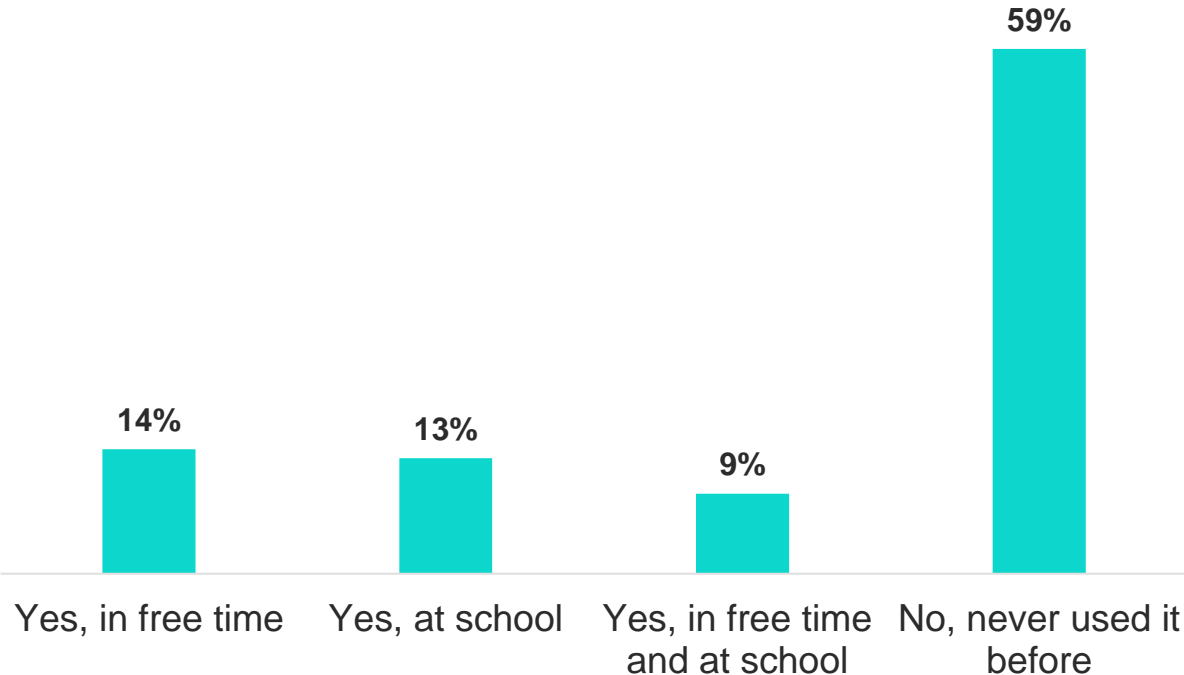
Top % Have Heard Not Much/Not at all

Age 65+	57%
Rural	50%
K-4 Teachers	47%
15+ Years Exp.	44%

Nearly 60 percent of teachers say they have never used ChatGPT. Among users, similar numbers of teachers have used ChatGPT in their free time or at school.

Have you ever used ChatGPT before in your free time or at all?

All Teachers



Top % Yes, have used

Urban	65%
Male	64%
4-9 Years Exp.	58%
Private School	50%

Bottom % Yes, have used

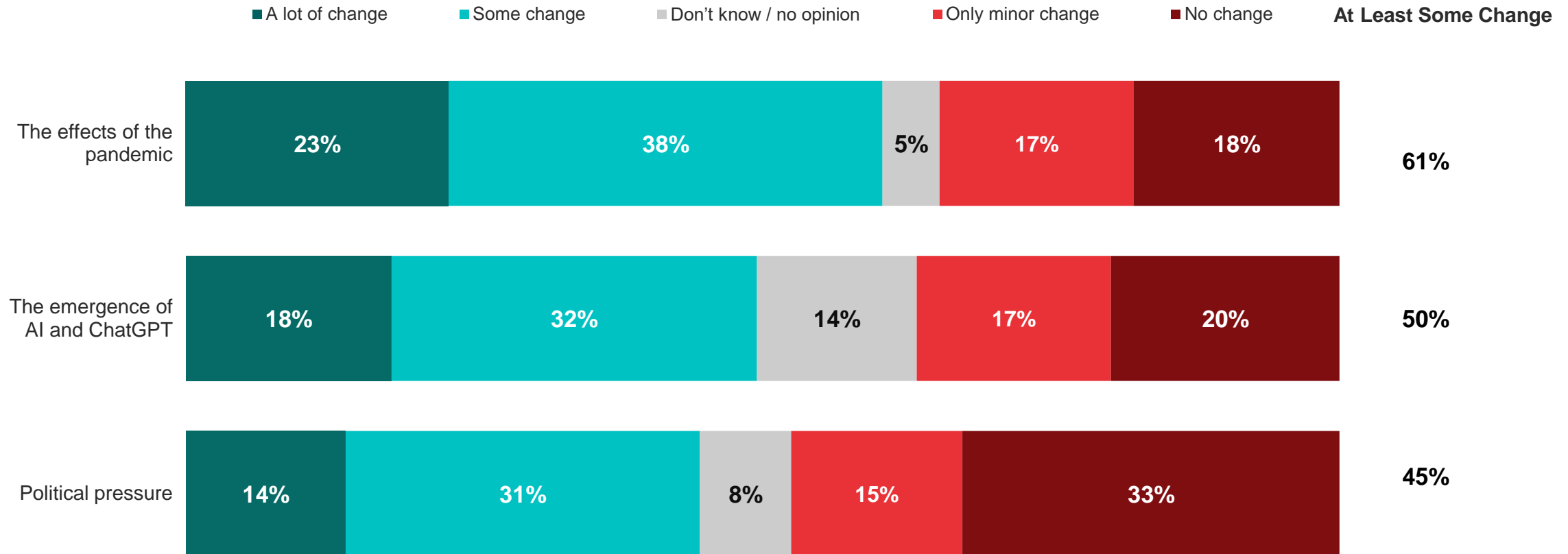
Age 45-54	19%
15+ Years Exp.	18%
Rural	17%
Boomers	17%

Source: Survey conducted April 26, 2023 – May 6, 2023, U.S. K-12 education teachers
 Note: Right-hand side data showing % “Yes, have used” includes “Yes, in free time”, “Yes, at school”, and “Yes, in free time and at school”

Six out of ten teachers feel the need to make some changes to their teaching approach based on pandemic impacts. Half feel that artificial intelligence (AI) and ChatGPT will affect their teaching methods.

Looking ahead to next school year, to what extent – if at all – do you feel you should make changes to your approach toward teaching based on these circumstances?

All Teachers



AGENDA

WELLBEING AND HAPPINESS

VIEWS ON K-12 EDUCATION

TEACHING PROFESSION AND EXPERIENCES

TEACHING OPPORTUNITIES AND SCHOOLING

SCHOOL CHOICE POLICIES

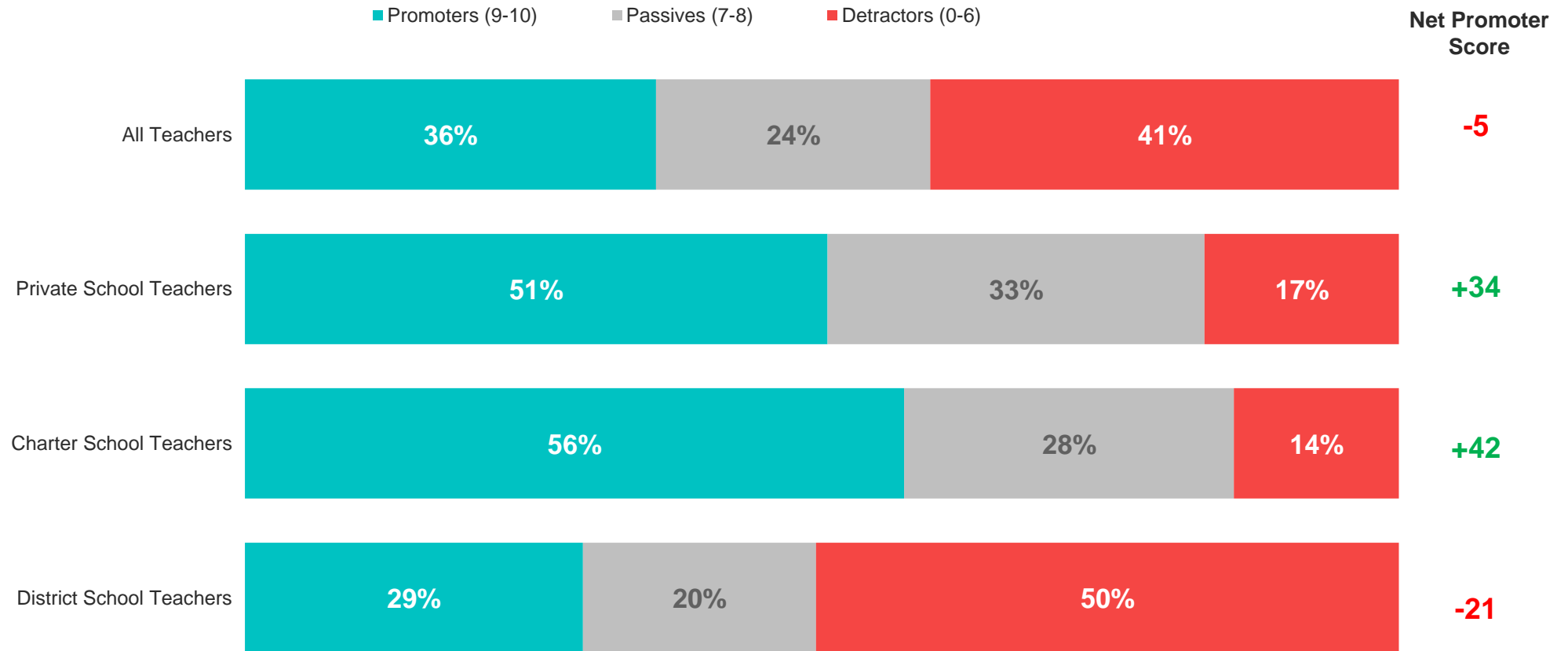
SURVEY PROFILE AND DEMOGRAPHICS



In May, teachers in district schools were much more pessimistic about the profession compared to both private school and charter school teachers.

On a scale from 0 to 10, where '0' means 'Not at all likely' and '10' means 'Extremely likely'. How likely is it that you would recommend teaching to a friend or family member?

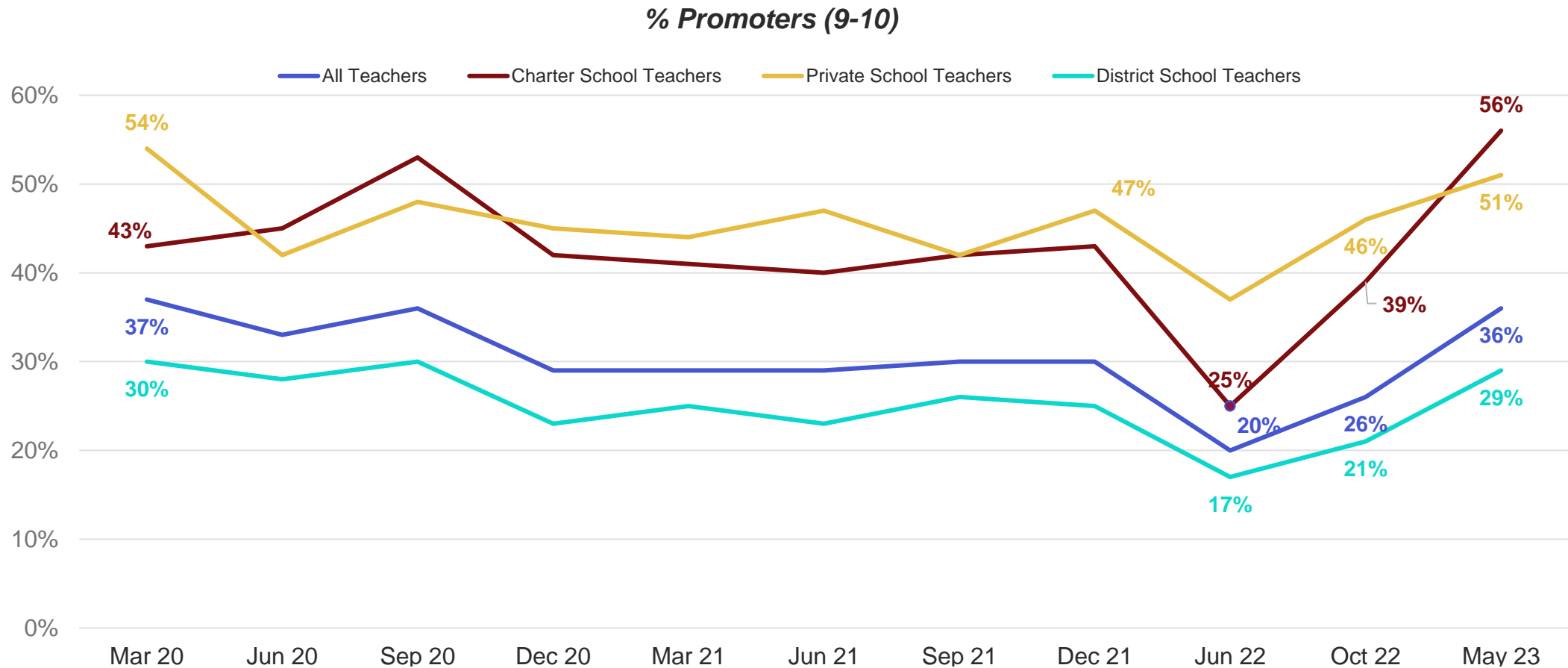
All Teachers



In May, the proportion of teachers who would “promote” the teaching profession continued its upward trend – especially among charter school teachers.

On a scale from 0 to 10, where '0' means 'Not at all likely' and '10' means 'Extremely likely'. How likely is it that you would recommend teaching to a friend or family member?

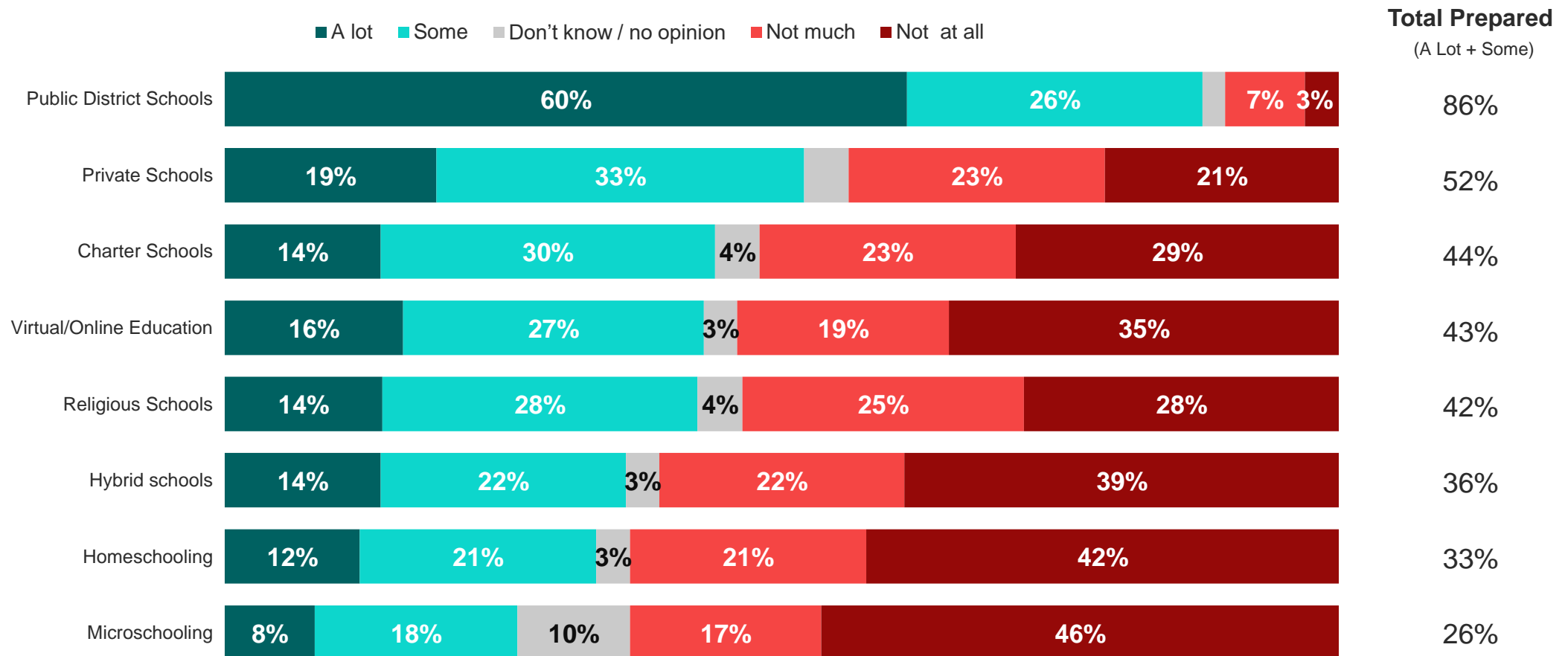
All Teachers



By far, teachers say that their education and teacher preparation covered teaching in a public district school content.

In your college education, graduate education, or other professional development, how much has the instruction and preparation covered the following content?

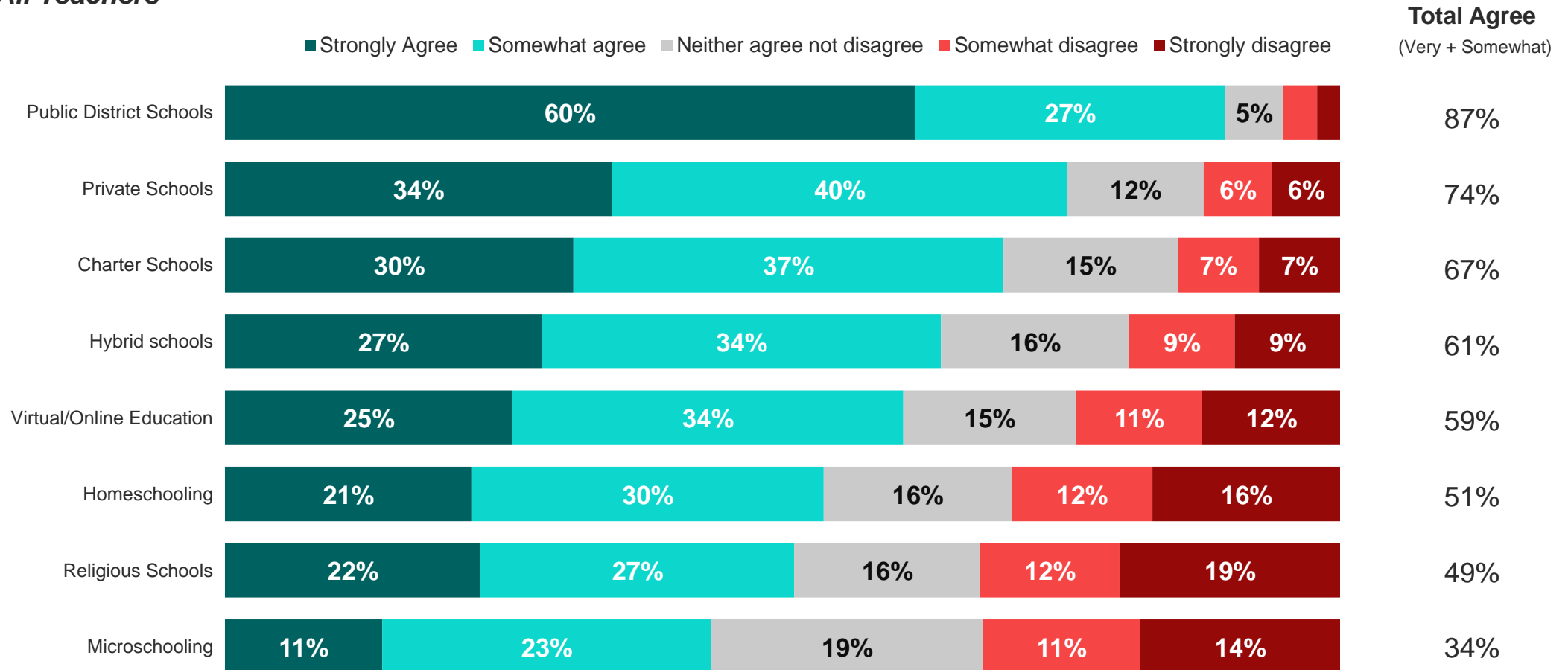
All Teachers



Teachers feel most prepared to teach in public district schools based on their college preparation.

Thinking back on your college preparation for going into teaching, how much would you agree with the following statements? I feel prepared to teach in a...

All Teachers

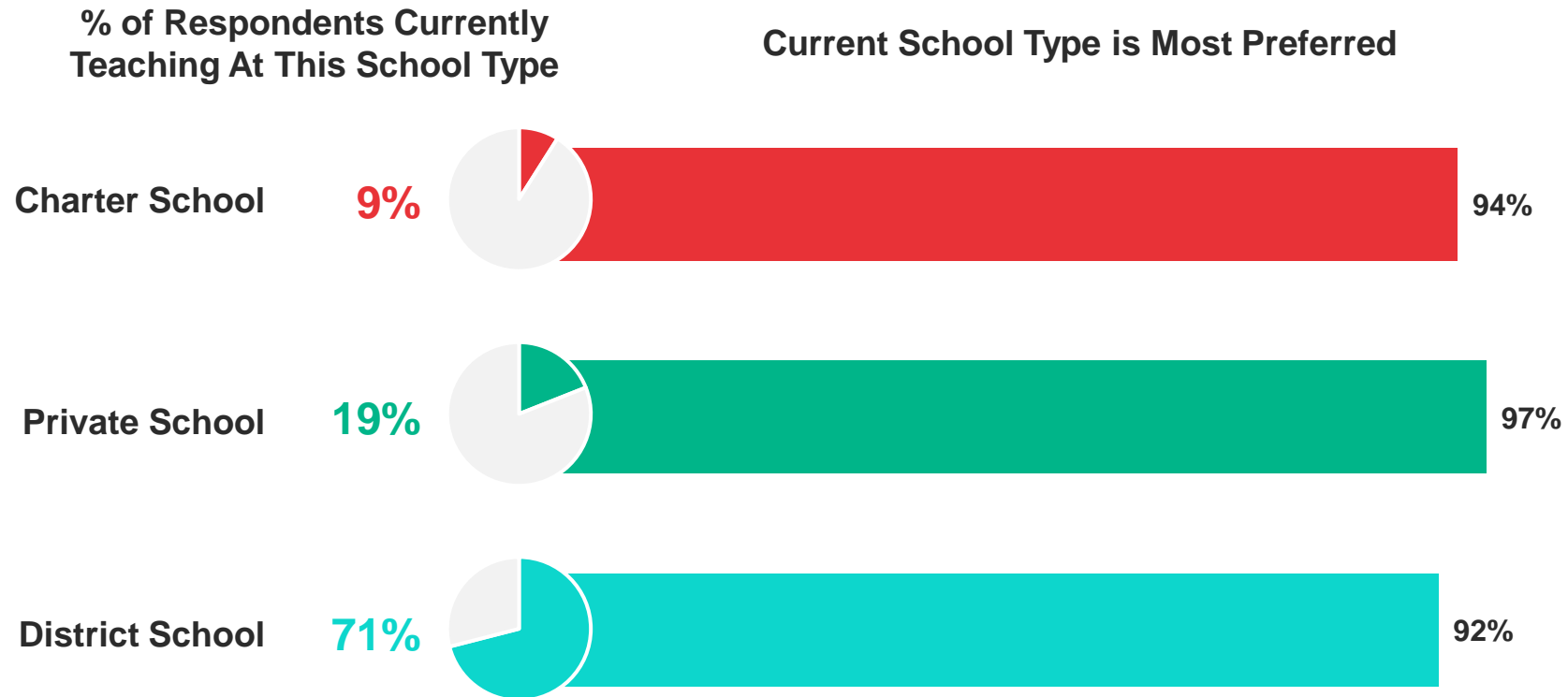


Source: Survey conducted April 26, 2023 – May 6, 2023, U.S. K-12 education teachers

The vast majority of educators say they are where they prefer to teach.

Where do you currently teach? Have you been teaching in the type of school or educational setting that you prefer the most?

All Teachers



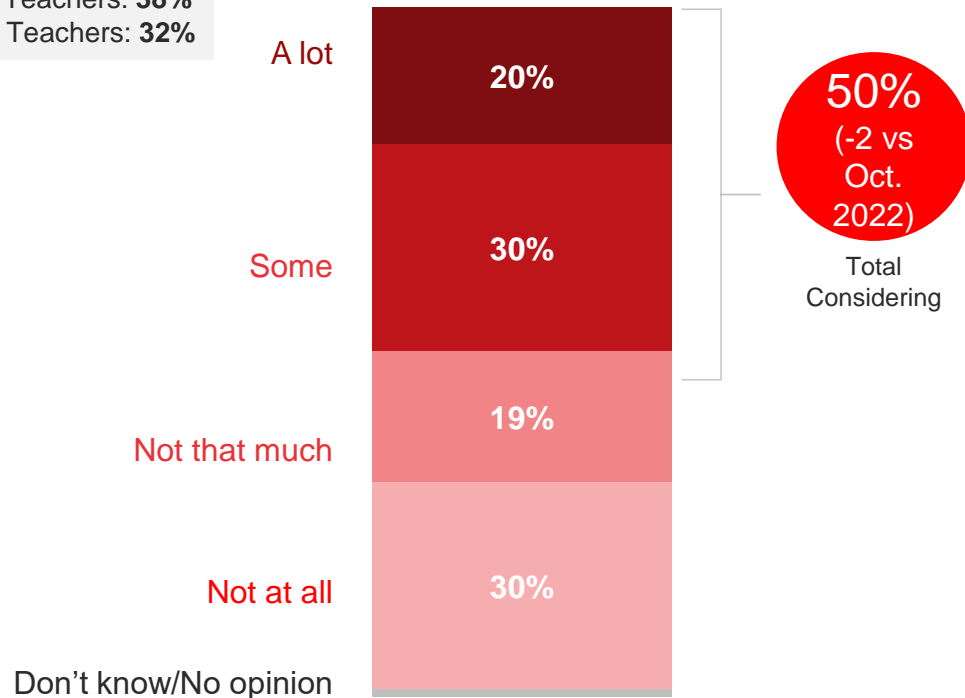
Over the past three months, half of teachers under 55 have considered leaving the profession. District school teachers are the most likely to consider leaving the profession.

In the past three months, to what extent have you considered leaving the teaching profession for another career?

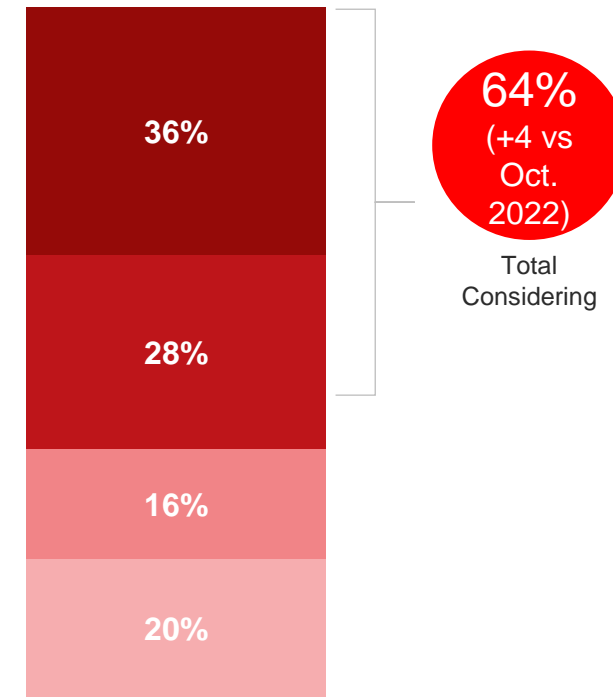
In the past three months, to what extent have you considered retiring from the teaching profession?

Total Considering Leaving based on School Type:
 District School Teachers: **55%**
 Private School Teachers: **38%**
 Charter School Teachers: **32%**

Teachers Under 55 Years Old Leaving Teaching Profession



Teachers 55+ Years Old Retiring From Teaching Profession



|
AGENDA

WELLBEING AND HAPPINESS

VIEWS ON K-12 EDUCATION

TEACHING PROFESSION AND EXPERIENCES

TEACHING OPPORTUNITIES AND SCHOOLING

SCHOOL CHOICE POLICIES

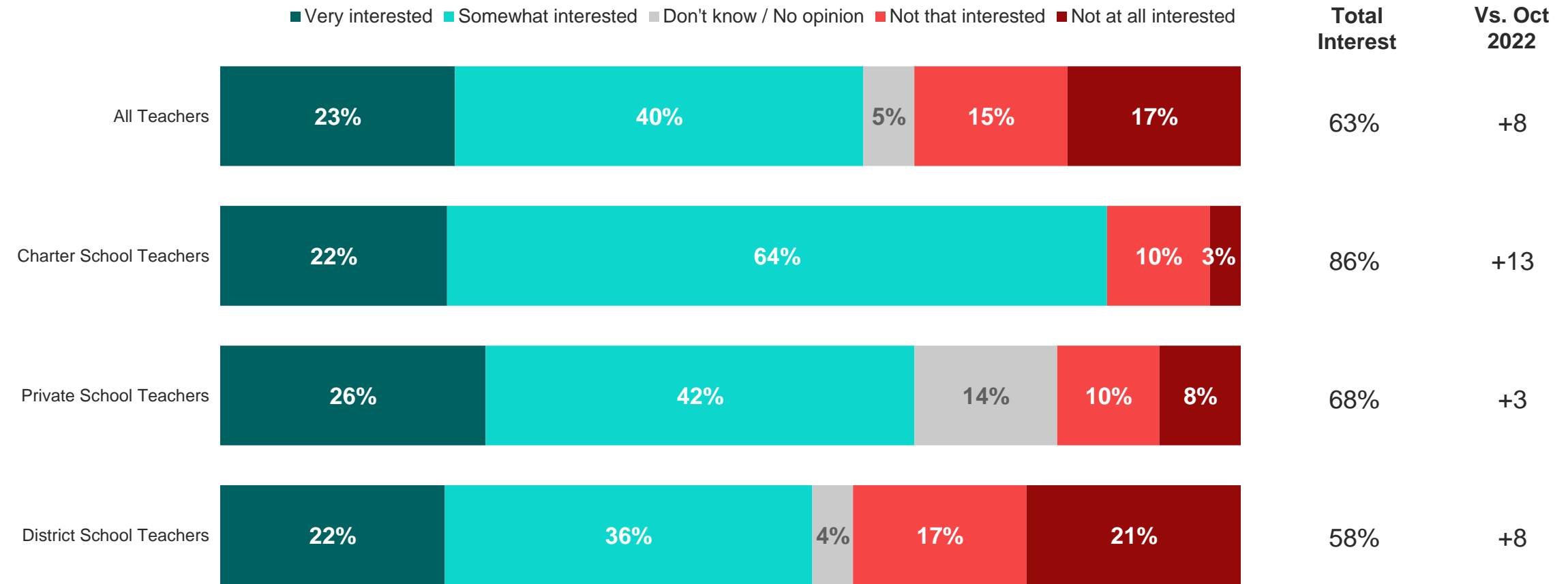
SURVEY PROFILE AND DEMOGRAPHICS



Almost two-thirds of teachers are interested in facilitating instruction for a learning pod – the highest level among charter school teachers. Interest in pods has increased across all school types since October 2022.

Learning pods' are small groups of children, organized by parents, gathering to learn together. Parents either hire a private teacher or tutor to facilitate instruction in-person but outside of the school or classroom – usually in someone's home. How interested are you in facilitating instruction for a learning pod?

All Teachers

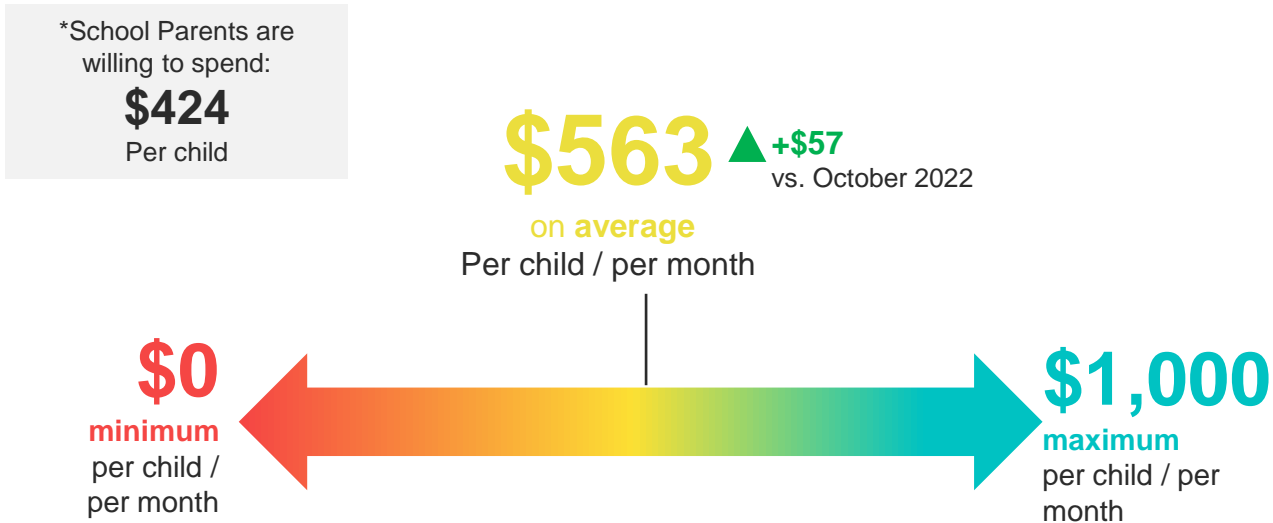


Source: Survey conducted April 26, 2023 – May 6, 2023, U.S. K-12 education teachers

The monthly amount teachers would ask parents to pay (per child) in order to facilitate a learning pod increased slightly to \$560 this Spring. That potential cost is roughly \$140 higher than the amount school parents are willing to spend.

How much would you ask parents to pay per child per month for you to facilitate a learning pod?

All Teachers



Average Amount Per Child/Per Month By Demographic		
School Type	Charter School Teachers	\$520
	Private School Teachers	\$663
	District School Teachers	\$538
Community Type	Urban	\$624
	Suburban	\$497
	Small Town/Rural	\$547
Years Teaching	Less than 4 years	\$476
	4-9 years	\$569
	10-14 years	\$634
	Greater than 15 years	\$553

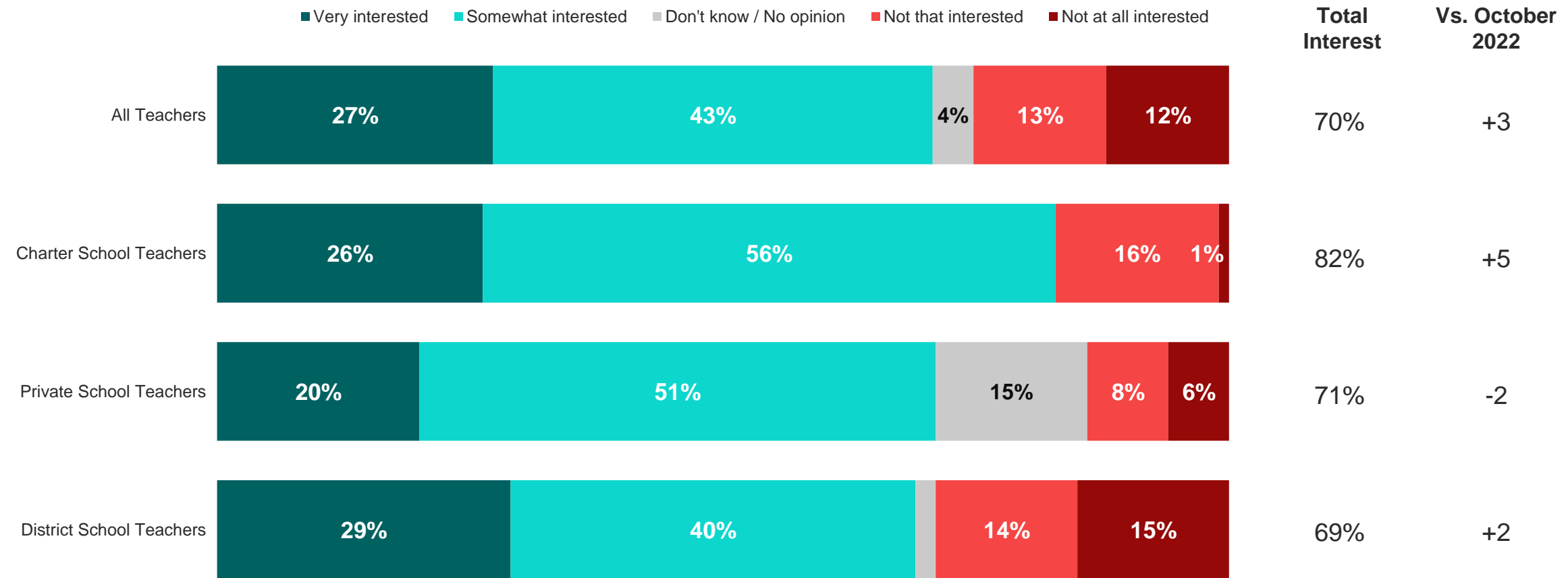
Note: *School parents data comes from the April 2023 Gen Pop Report.

Source: Survey conducted April 26, 2023 – May 6, 2023, U.S. K-12 education teachers

Seven out of ten educators are interested in tutoring outside of schooling hours. Charter school teachers show the most interest in tutoring compared to private and public teachers.

How interested are you in tutoring students outside of school hours?

All Teachers

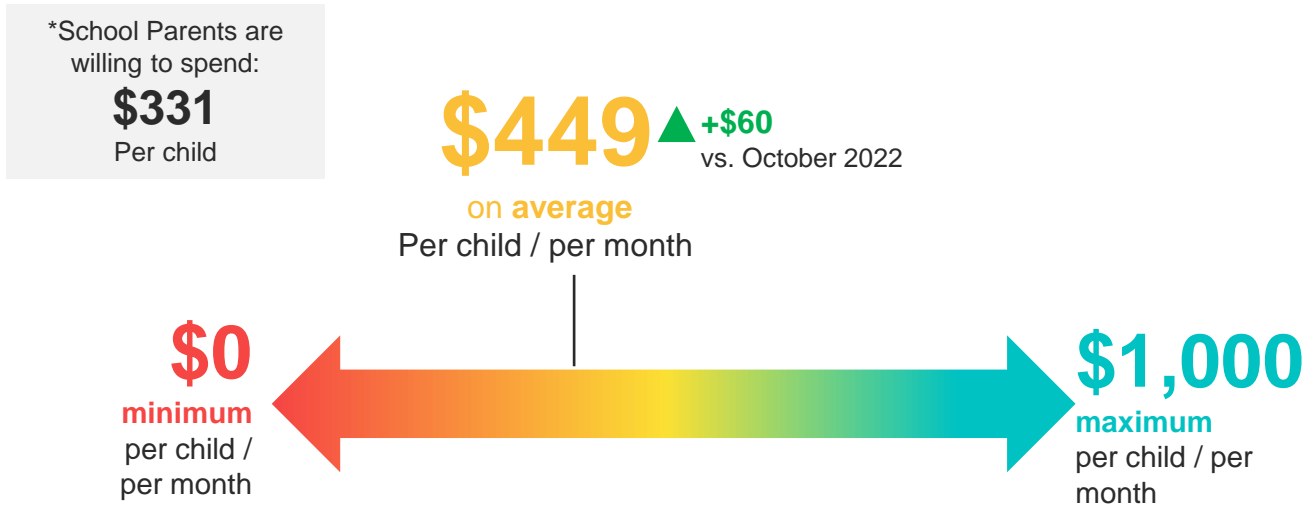


Source: Survey conducted April 26, 2023 – May 6, 2023, U.S. K-12 education teachers

The monthly amount teachers would ask parents to pay for tutoring increased by \$60 this month. This amount is greater than \$100 more per month than parents are willing to spend.

How much would you ask parents to pay per child per month for you to tutor their child outside of school hours?

All Teachers



Average Willing to ask Per Child/Per Month By Demographic		
School Type	Charter School Teachers	\$535
	Private School Teachers	\$579
	District School Teachers	\$400
Community Type	Urban	\$588
	Suburban	\$357
	Small Town/Rural	\$350
Years Teaching	Less than 4 years	\$410
	4-9 years	\$528
	10-14 years	\$543
	Greater than 15 years	\$350

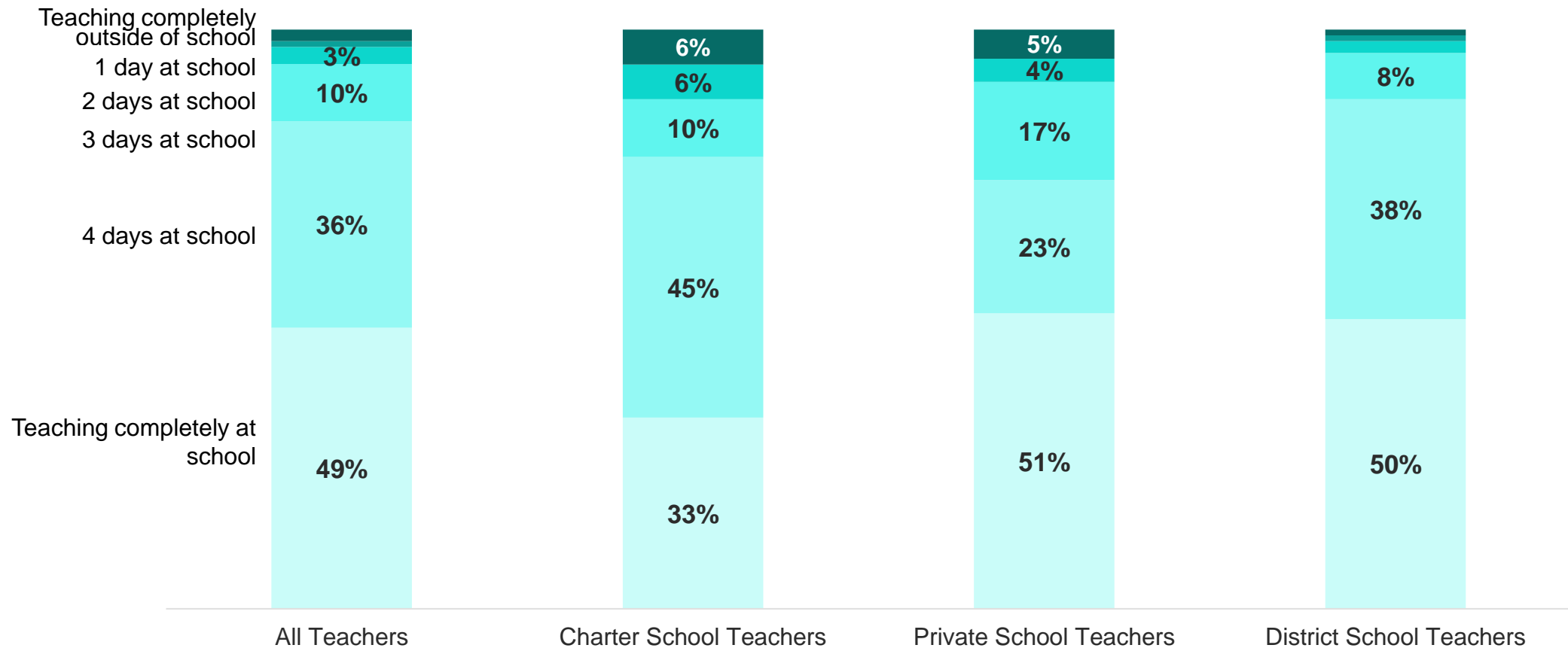
*Note: *School parents data comes from the April 2023 Gen Pop Report.*

Source: Survey conducted April 26, 2023 – May 6, 2023, U.S. K-12 education teachers

About half of teachers prefer to teach at least one or more days per week outside of a school building. Charter school teachers are the most likely to prefer some type of hybrid schedule.

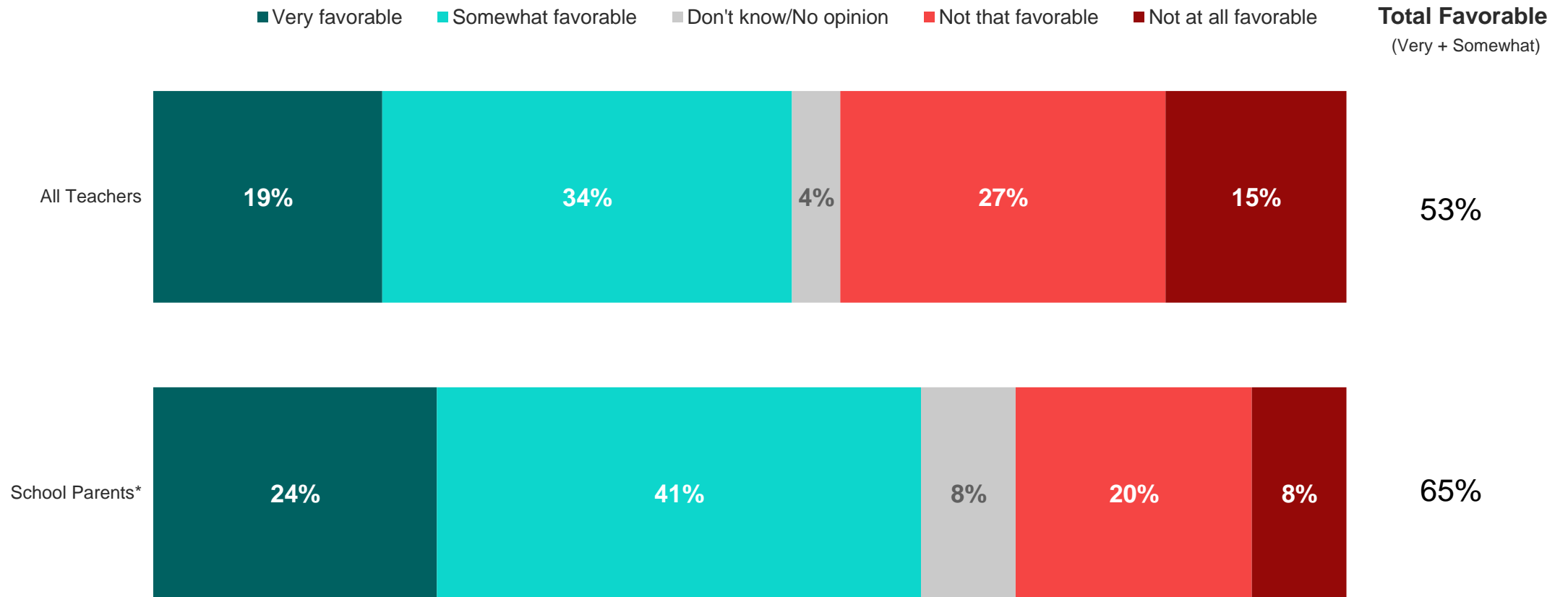
In order to teach most effectively, how many days would you prefer to teach your students in-person at school each week?

All Teachers



Teachers are less likely than school parents to hold favorable views of homeschooling.

'Homeschooling' is the education of a child mainly at home other than a school. It is usually conducted by a parent, tutor, or online teacher. Parents or guardians' control and direct the curriculum, content, and subject matter. There is no association with a public or private school. In general, what is your opinion of homeschooling?



Note: *School parents data comes from the April 2023 Gen Pop Report.

Source: Survey conducted April 26, 2023 – May 6, 2023, U.S. K-12 education teachers

AGENDA

WELLBEING AND HAPPINESS

VIEWS ON K-12 EDUCATION

TEACHING PROFESSION AND EXPERIENCES

TEACHING OPPORTUNITIES AND SCHOOLING

SCHOOL CHOICE POLICIES

SURVEY PROFILE AND DEMOGRAPHICS



Policy Descriptions Used

Education Savings Accounts

An "education savings account" in K–12 education – often called an ESA – establishes for parents a government-authorized savings account with restricted, but multiple uses for educational purposes. Parents can then use these funds to pay for: school tuition; tutoring; online education programs; therapies for students with special needs; textbooks or other instructional materials; or save for future college expenses.

School Vouchers

A school voucher system allows parents the option of sending their child to the school of their choice, whether that school is public or private, including both religious and non-religious schools. If this policy were adopted, tax dollars currently allocated to a school district would be allocated to parents in the form of a 'school voucher' to pay partial or full tuition for the child's school.

Charter Schools

Charter schools are public schools that have more control over their own budget, staff, and curriculum, and are exempt from many existing public school regulations.

Open Enrollment

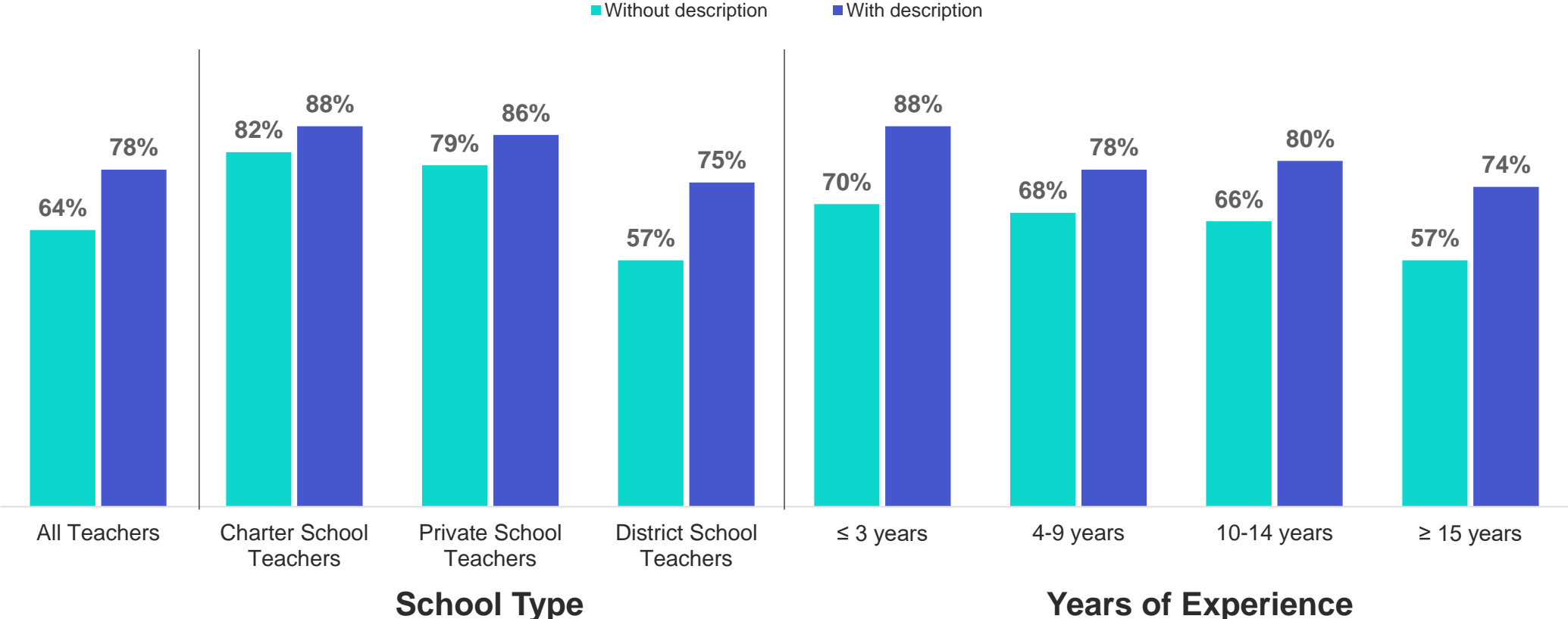
An "open enrollment" policy in K-12 education allows a student enrolled in public school to select and transfer to a public school of their choice, rather than attending a school based on where they live. A student can be allowed to transfer to a public school in another district (called "INTER-district"). The policy is based on a first come, first served process until districts are no longer able to accommodate new students.

Nearly 80 percent of teachers support education savings accounts (ESAs). An even higher percentage express support when given a description.

Based on what you know, or have heard from others... In general, what is your opinion of 'education savings accounts' in K–12 education?
 An "education savings account" in K–12 education – often called an ESA – establishes for parents a government-authorized savings account with restricted, but multiple uses for educational purposes. Parents can then use these funds to pay for: school tuition; tutoring; online education programs; therapies for students with special needs; textbooks or other instructional materials; or save for future college expenses. In general, what is your opinion of an ESA system?

All Teachers

Total Support (Strongly Support + Somewhat Support)

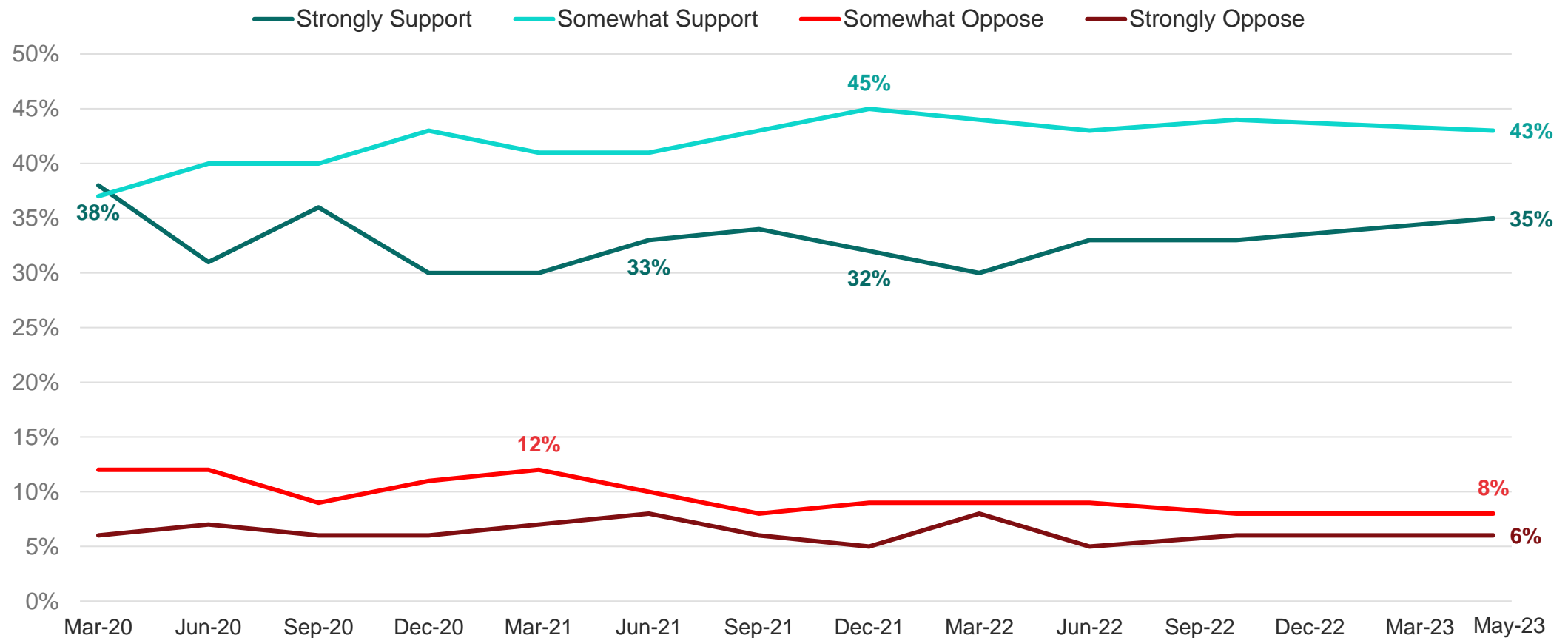


Source: Survey conducted April 26, 2023 – May 6, 2023, U.S. K-12 education teachers

Nearly 80 percent of teachers generally support education savings accounts (ESAs). Support levels have held steady since June 2022.

An "education savings account" in K–12 education – often called an ESA – establishes for parents a government-authorized savings account with restricted, but multiple uses for educational purposes. Parents can then use these funds to pay for: school tuition; tutoring; online education programs; therapies for students with special needs; textbooks or other instructional materials; or save for future college expenses. In general, what is your opinion of an ESA system?

All Teachers



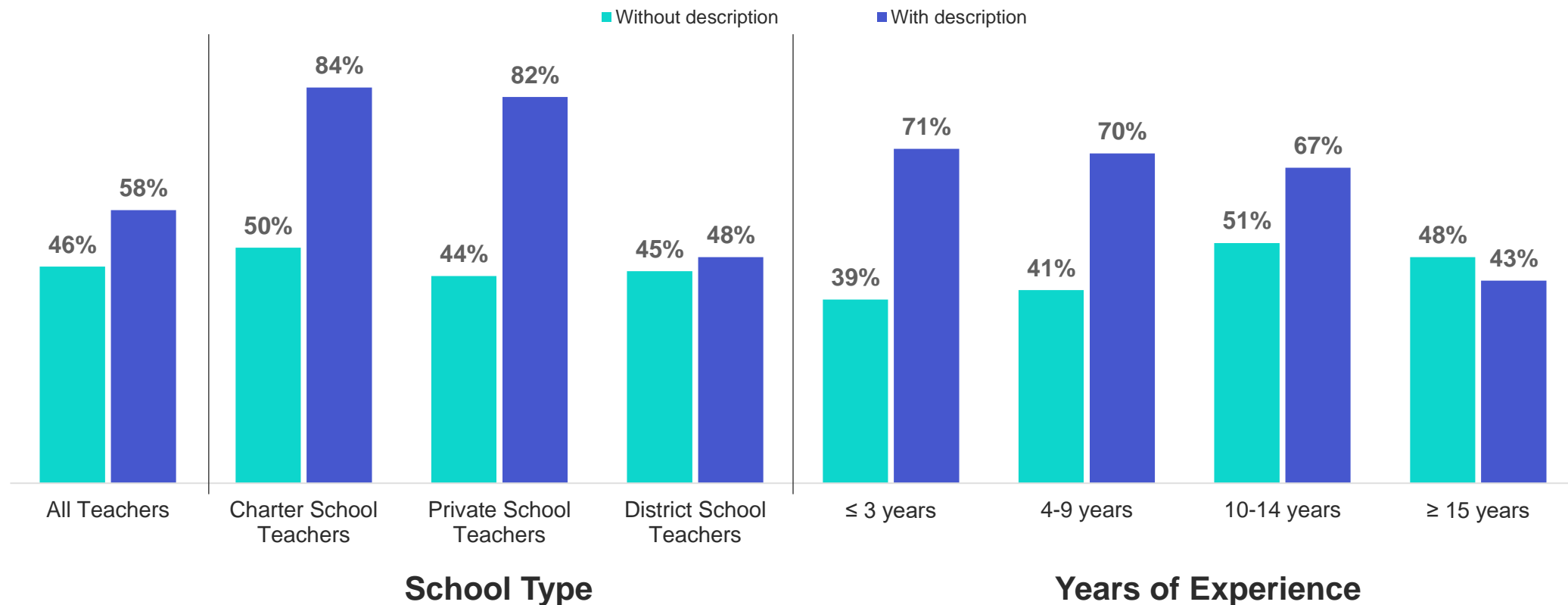
Note: Don't know/no opinion responses are not shown.

Teachers' support for school vouchers tends to increase when they are given a description. Greatest support comes from private school teachers, charter school teachers, and those with less teaching experience.

Based on what you know, or have heard from others... In general, what is your opinion of 'school vouchers' in K-12 education?
 A school voucher system allows parents the option of sending their child to the school of their choice, whether that school is public or private, including both religious and non-religious schools. If this policy were adopted, tax dollars currently allocated to a school district would be allocated to parents in the form of a 'school voucher' to pay partial or full tuition for the child's school. In general, what is your opinion of school voucher systems?

All Teachers

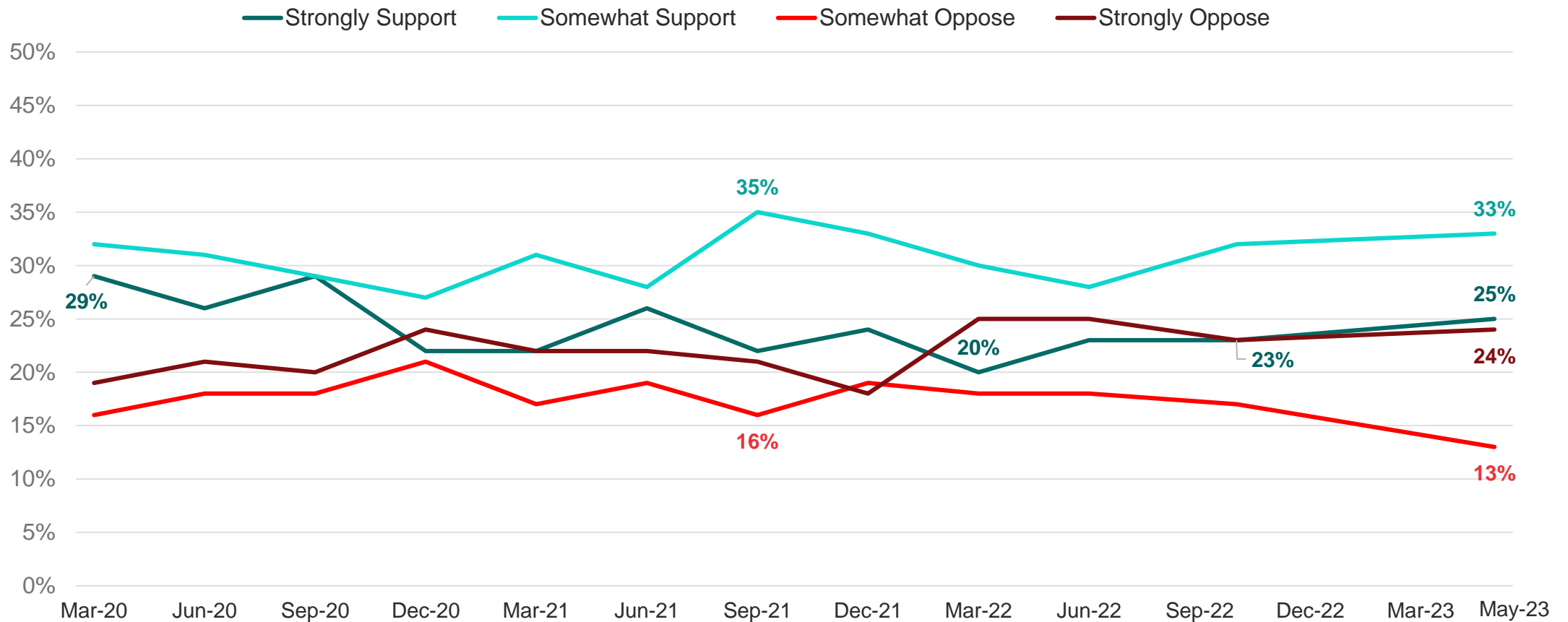
Total Support (Strongly Support + Somewhat Support)



Six out of ten teachers support school vouchers. Teacher support for has remained consistent since September 2022.

A school voucher system allows parents the option of sending their child to the school of their choice, whether that school is public or private, including both religious and non-religious schools. If this policy were adopted, tax dollars currently allocated to a school district would be allocated to parents in the form of a 'school voucher' to pay partial or full tuition for the child's school. In general, what is your opinion of school voucher systems?

All Teachers



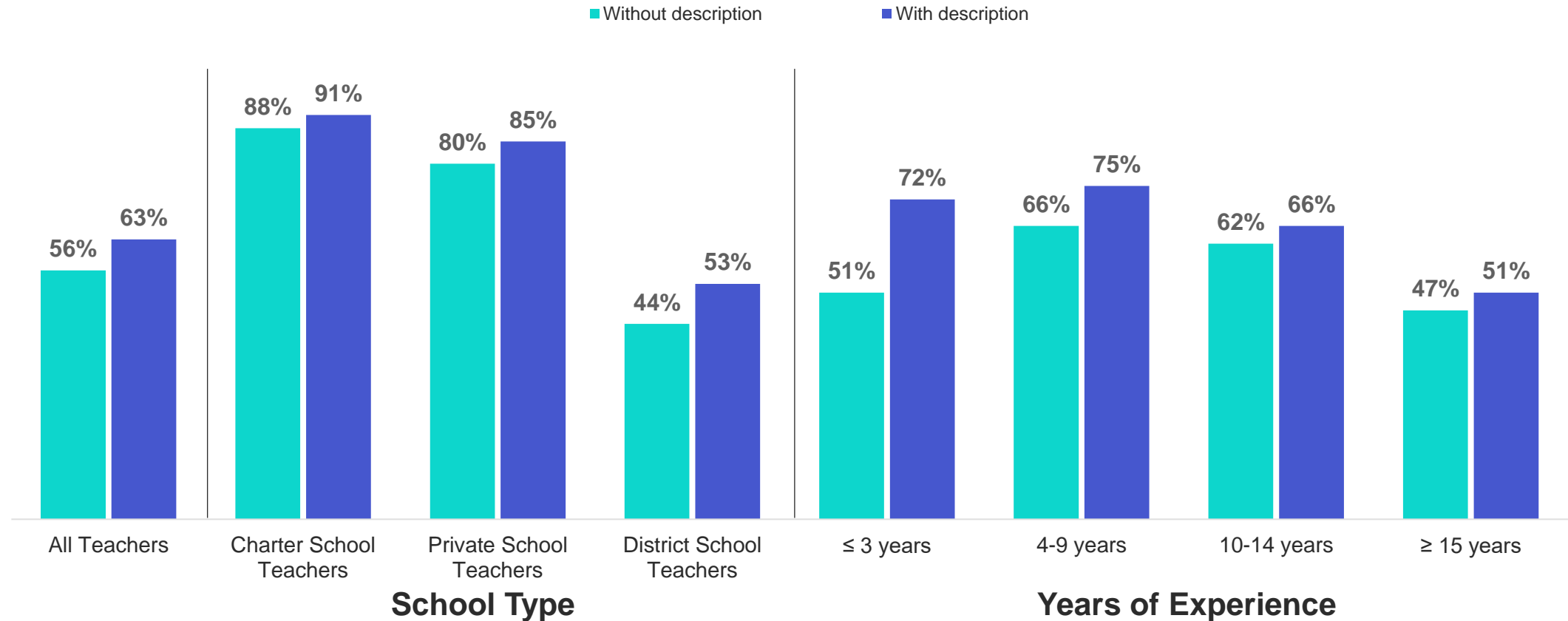
Note: Don't know/no opinion responses are not shown.

When given a policy description, teacher support increases for charter schools. That is especially the case for those with the fewest years of teaching experience.

Based on what you know, or have heard from others... In general, what is your opinion of 'charter schools' in K–12 education?
Charter schools are public schools that have more control over their own budget, staff, and curriculum, and are exempt from many existing public school regulations. In general, what is your opinion of public charter schools?

All Teachers

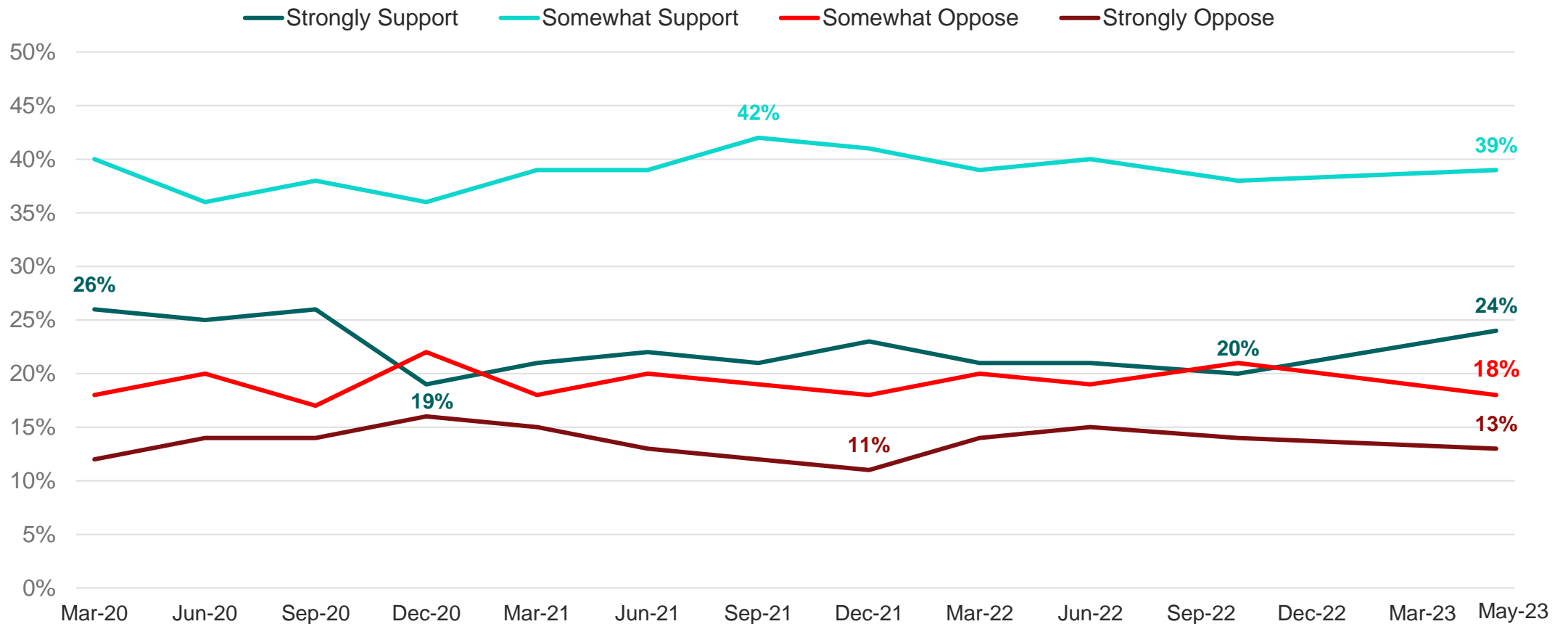
Total Support (Strongly Support + Somewhat Support)



Almost two-thirds of teachers support public charter schools. Overall opposition has decreased by 7 points since December 2020.

Charter schools are public schools that have more control over their own budget, staff, and curriculum, and are exempt from many existing public school regulations. In general, what is your opinion of public charter schools?

All Teachers



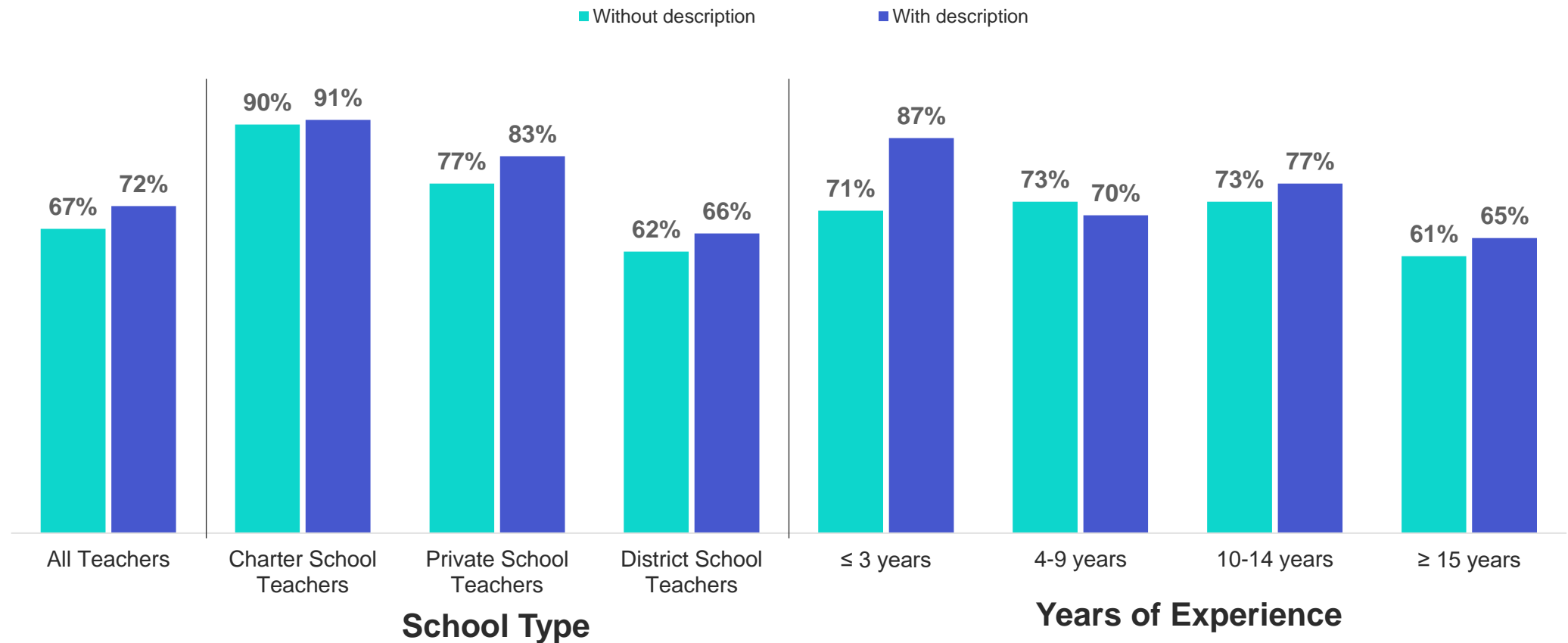
Note: Don't know/no opinion responses are not shown.

Teachers' support is high for inter-district open enrollment. When a policy description is provided, support increases the most among those with 3 or fewer years of teaching.

Based on what you know, or have heard from others... In general, what is your opinion of "open enrollment" policies in K-12 education? An "open enrollment" policy in K-12 education allows a student enrolled in public school to select and transfer to a public school of their choice, rather than attending a school based on where they live. A student can be allowed to transfer to a public school in another district (called "INTER-district"). The policy is based on a first come, first served process until districts are no longer able to accommodate new students. In general, what is your opinion of an open enrollment system?

All Teachers

Total Support (Strongly Support + Somewhat Support)



AGENDA

WELLBEING AND HAPPINESS

VIEWS ON K-12 EDUCATION

TEACHING PROFESSION AND EXPERIENCES

TEACHING OPPORTUNITIES AND SCHOOLING

SCHOOL CHOICE POLICIES

SURVEY PROFILE AND DEMOGRAPHICS



Survey Profile, 1

Dates	April 26 – May 6, 2023
Survey Data Collection & Quality Control	Morning Consult
Survey Sponsor	EdChoice
Population	K-12 Education Teachers
Sampling Frame States,	National sample of K-12 teachers (age 18+) living in the United States, including the District of Columbia
Sampling Method	Non-Probability, Stratified (based on Gender, Years of Experience)
Mode	Online Survey
Language	English

Survey Profile, 2

Survey Time	Median = 13.82 minutes
Sample Size	Total, N = 961
Oversampling?	None
Quotas?	Age, Years of Teaching Experience
Weighting?	Age, Race, Ethnicity, Gender, Teaching Experience
Measure of Precision	± 3.46 percentage points
Participation Rate	33.52%
Project Contact	Paul DiPerna, paul@edchoice.org

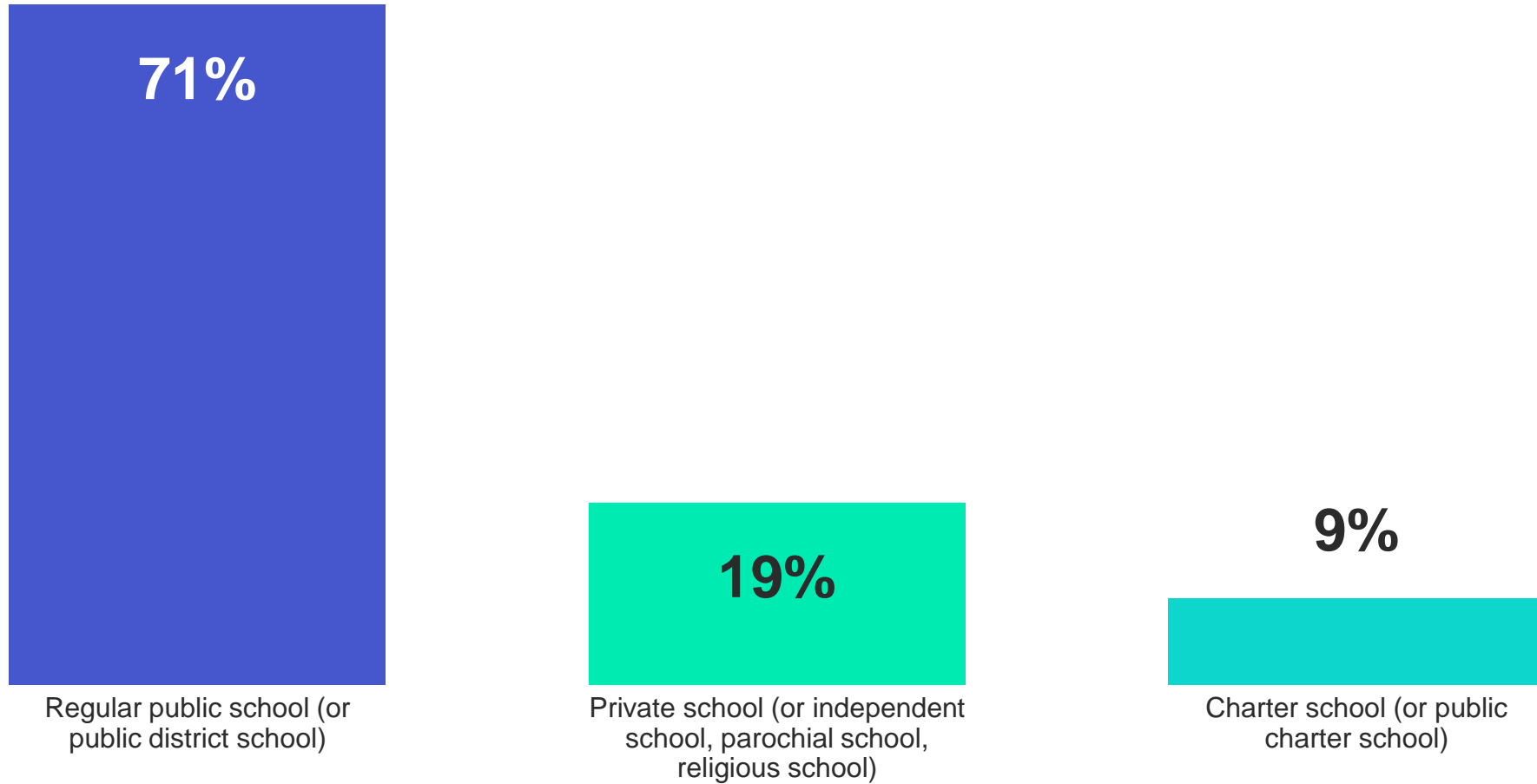
Total Teacher Sample Demographics

Demographics	Unweighted (N =)
Hispanic	88
White	843
Asian American	24
Black	66
Other	29
Generation Z	25
Millennial	534
Generation X	214
Boomers	175
Northeast	184
Midwest	209
South	327
West	242

Demographics	Unweighted (N =)
Male	382
Female	580
Democrat	404
Independent	304
Republican	238
Urban	410
Suburban	392
Small Town	62
Rural	98
Low Income <\$35K	68
Middle Income \$35K to <\$75K	286
High Income \$75K+	608
LGBTQ	50

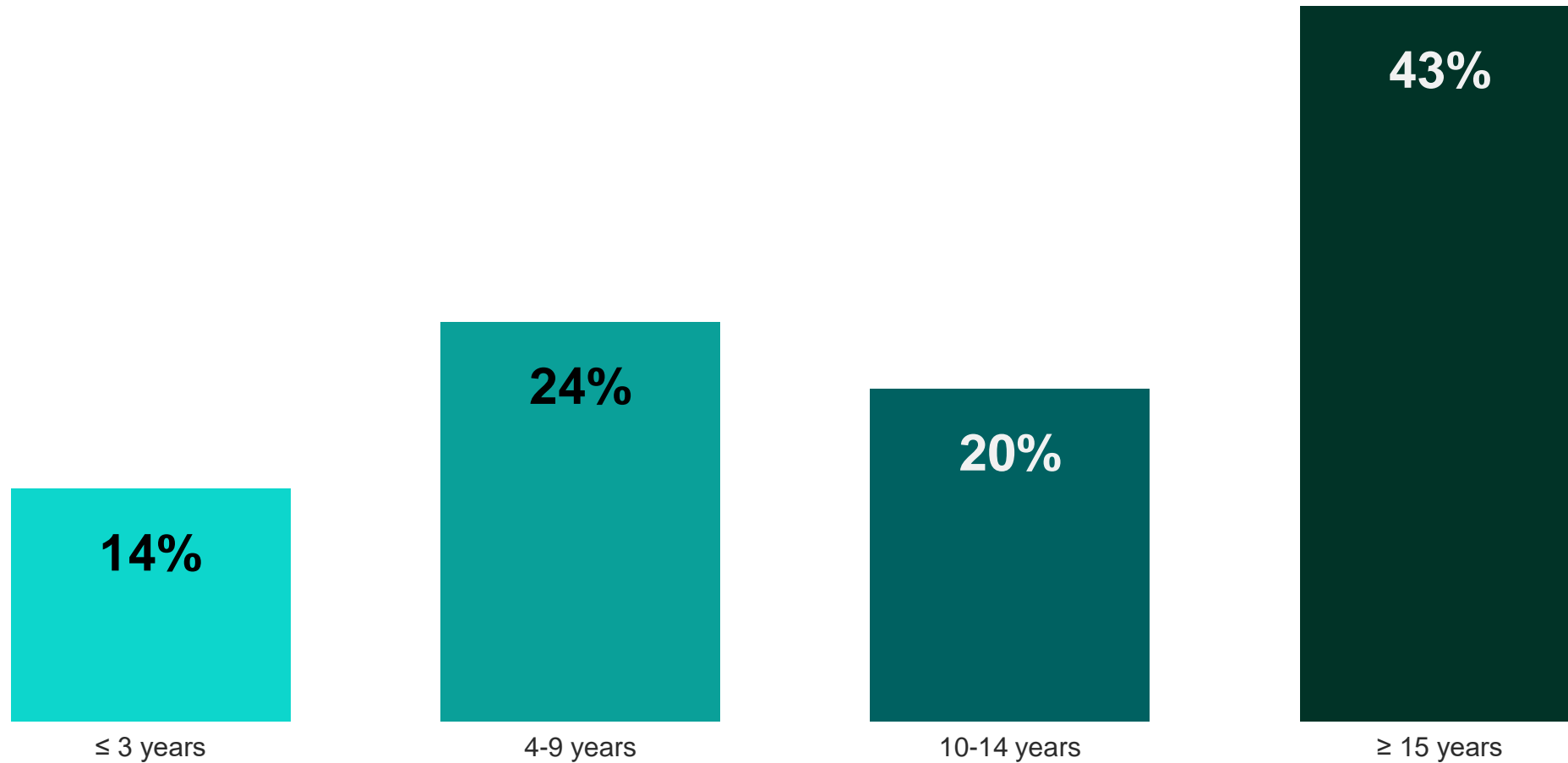
Where do you currently teach?

All Teachers



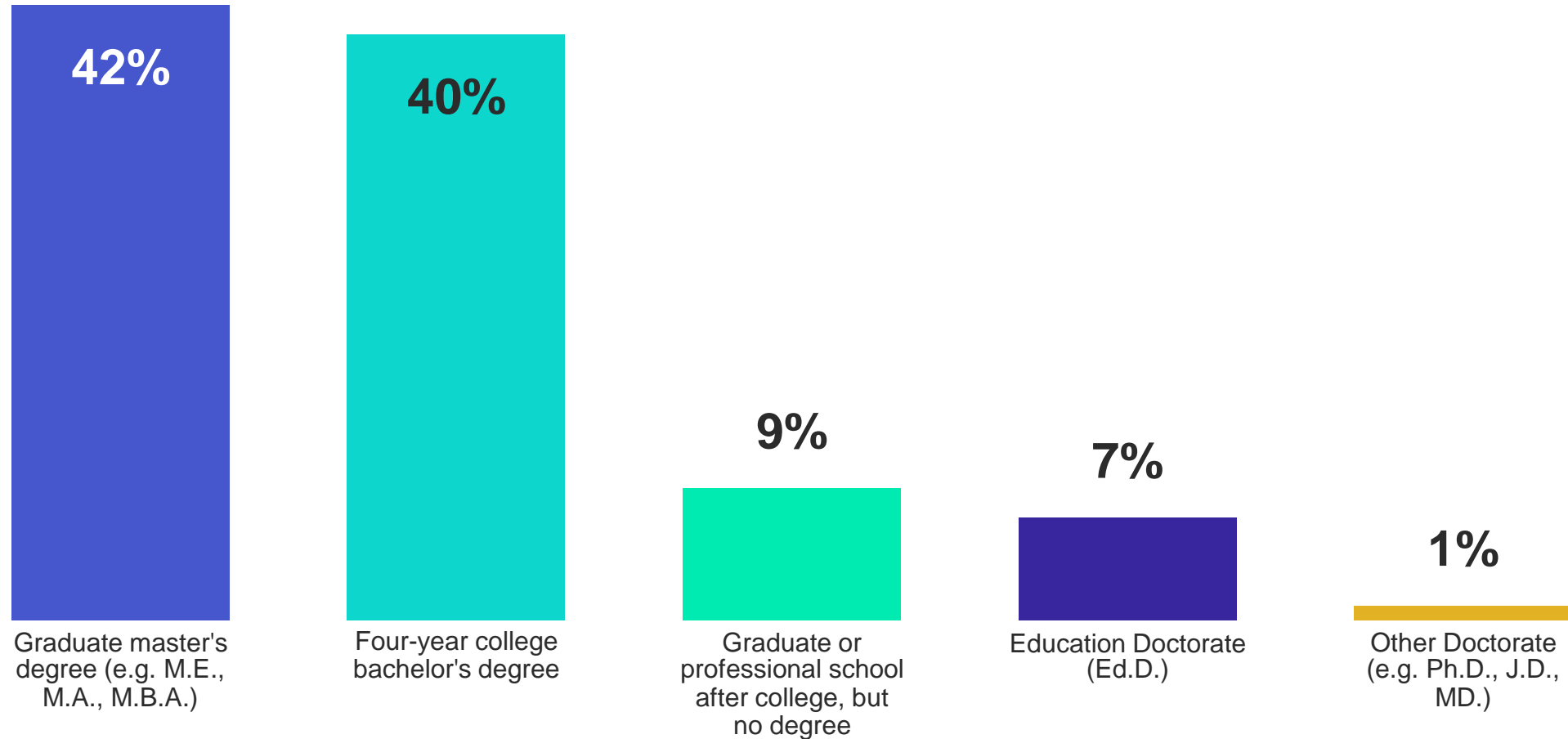
Counting this school year, how many years have you been a school teacher, including part-time teaching?

All Teachers



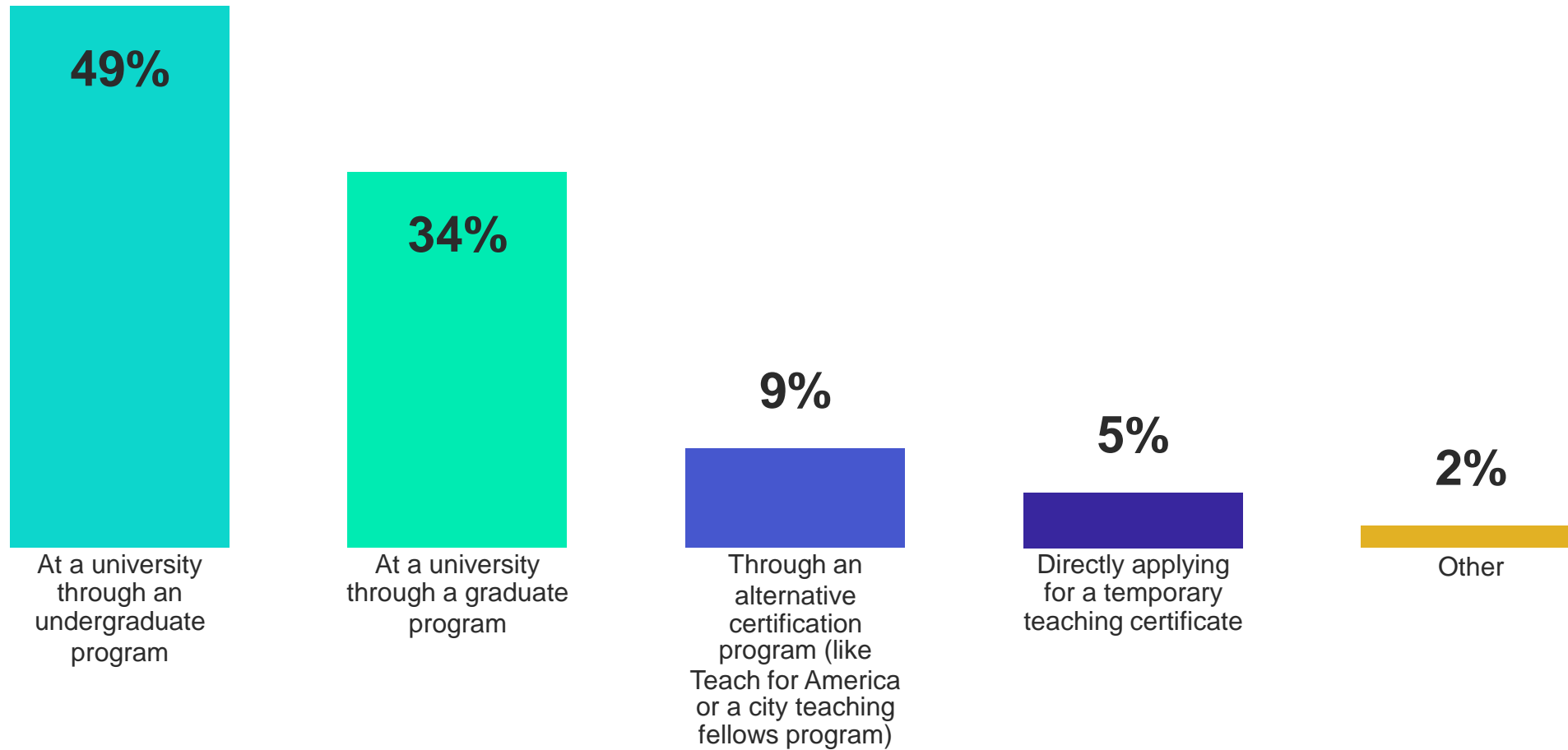
What is the last grade or class you completed in school?

All Teachers



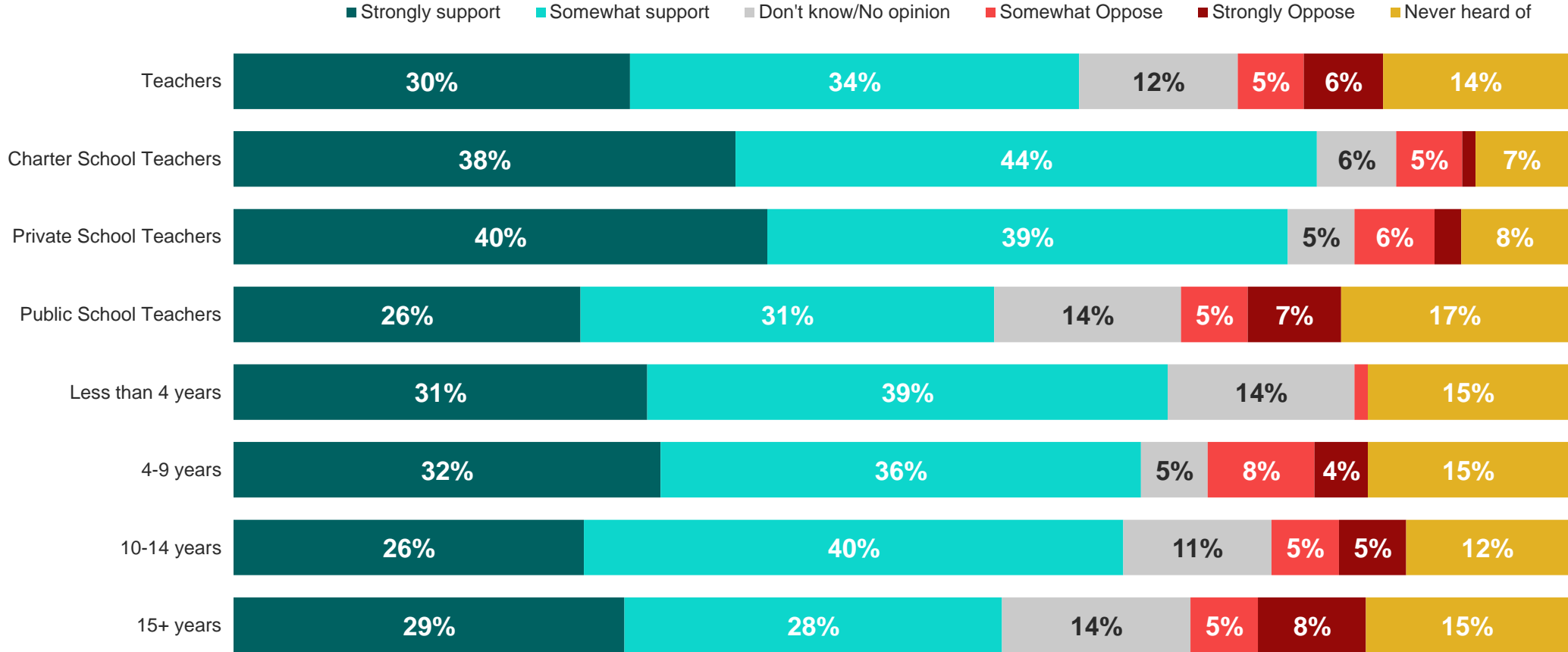
How did you obtain your teaching certificate?

All Teachers



Based on what you know, or have heard from others... In general, what is your opinion of 'education savings accounts' in K–12 education?

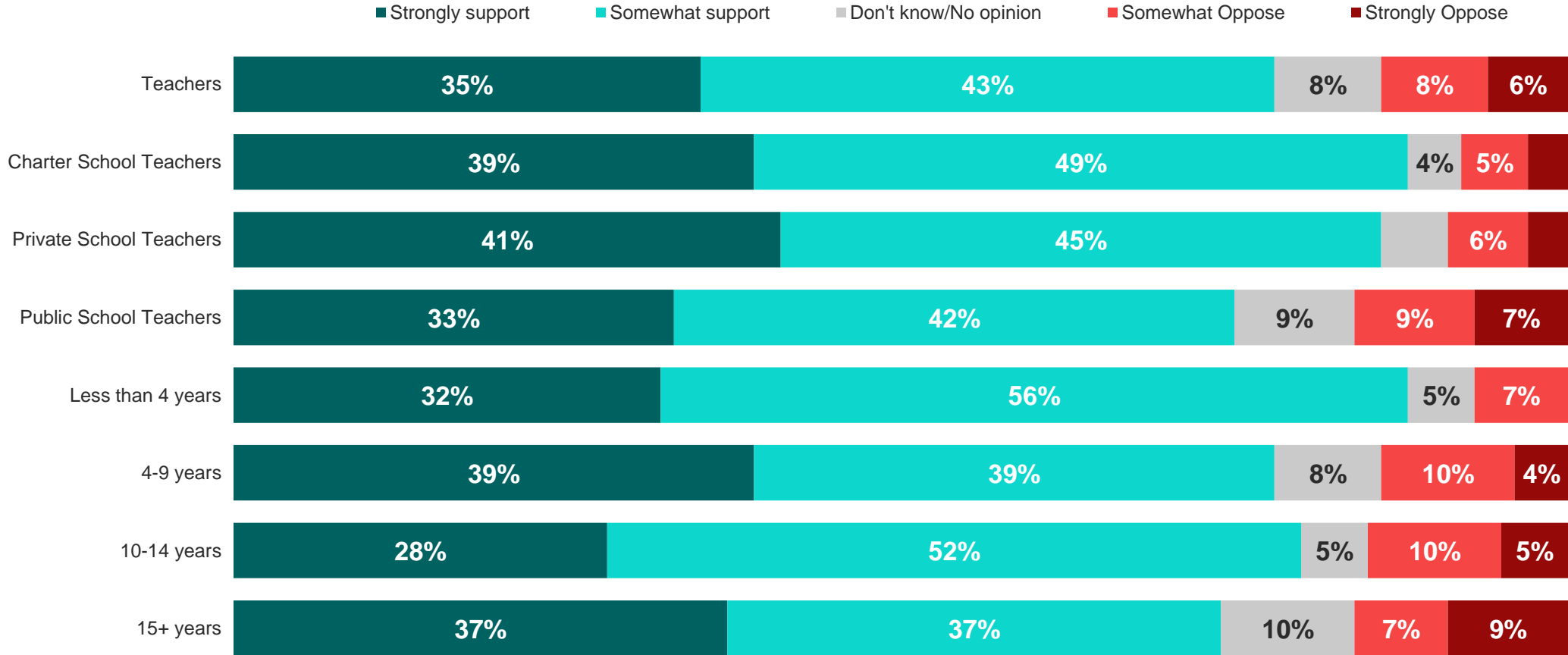
All Teachers



Source: Survey conducted April 26, 2023 – May 6, 2023, U.S. K-12 education teachers

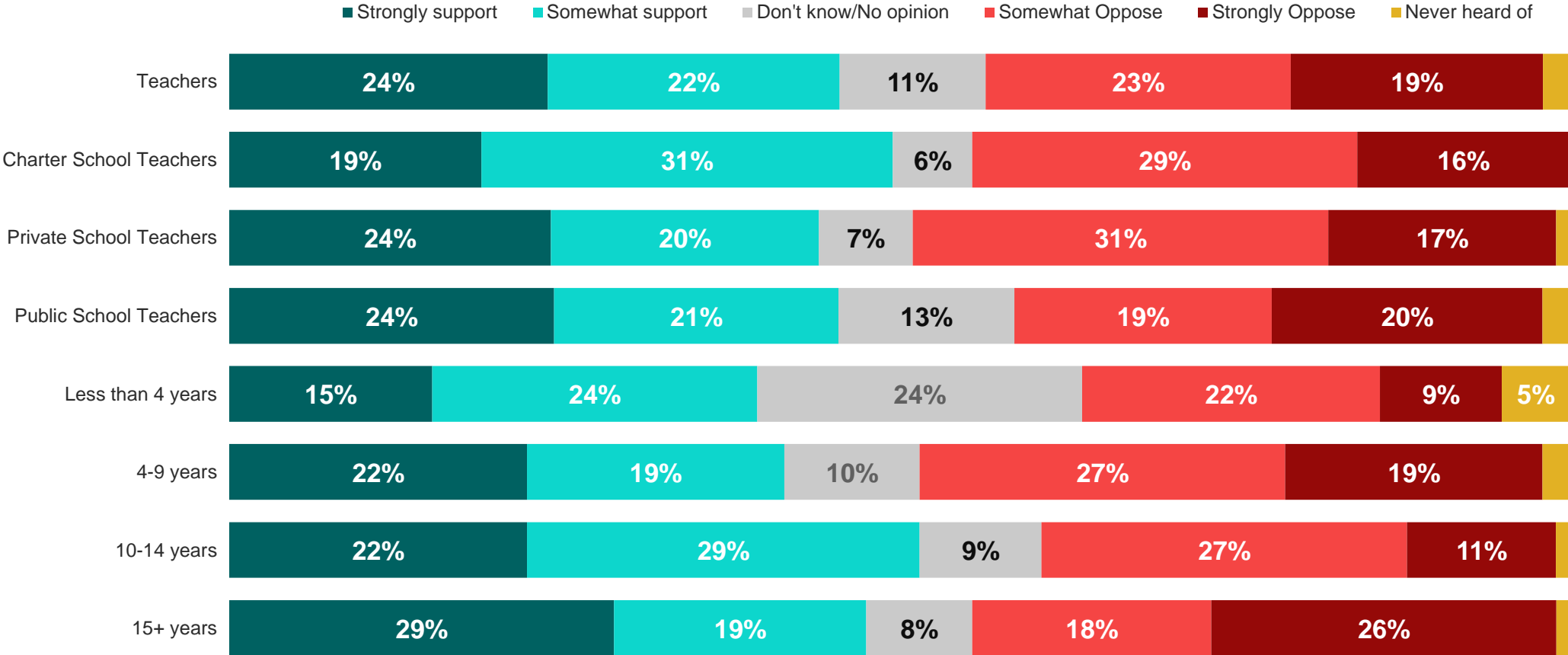
An "education savings account" in K–12 education – often called an ESA – establishes for parents a government-authorized savings account with restricted, but multiple uses for educational purposes. Parents can then use these funds to pay for: school tuition; tutoring; online education programs; therapies for students with special needs; textbooks or other instructional materials; or save for future college expenses. In general, what is your opinion of an ESA system?

All Teachers



Based on what you know, or have heard from others... In general, what is your opinion of 'school vouchers' in K-12 education?

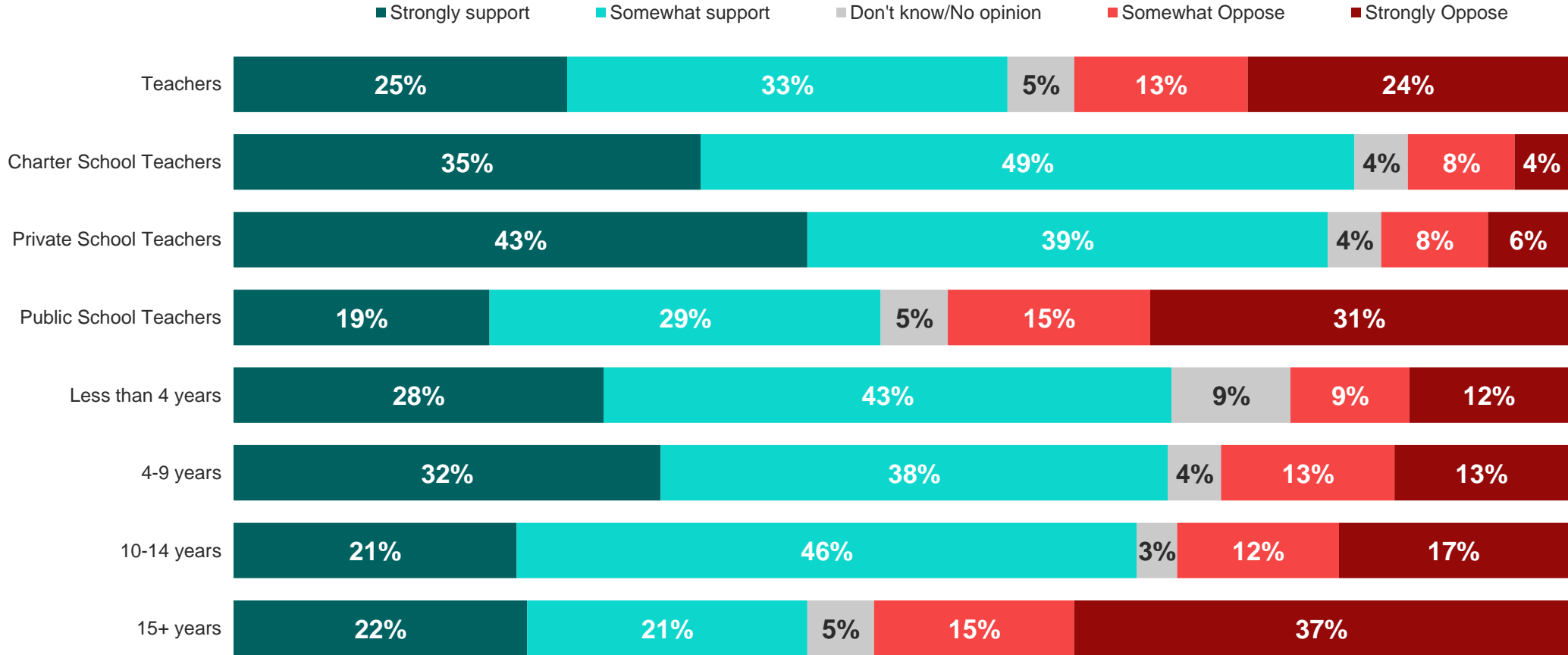
All Teachers



Source: Survey conducted April 26, 2023 – May 6, 2023, U.S. K-12 education teachers

A school voucher system allows parents the option of sending their child to the school of their choice, whether that school is public or private, including both religious and non-religious schools. If this policy were adopted, tax dollars currently allocated to a school district would be allocated to parents in the form of a 'school voucher' to pay partial or full tuition for the child's school. In general, what is your opinion of school voucher systems?

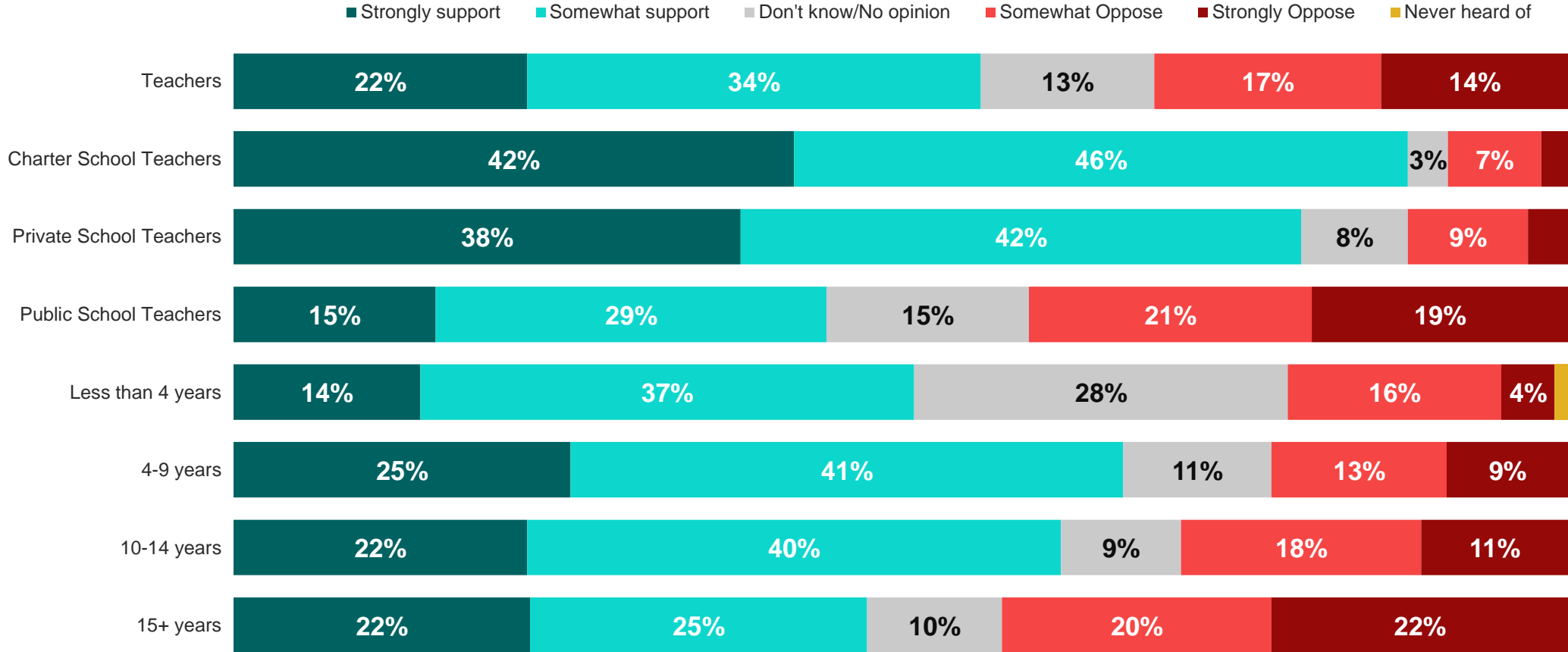
All Teachers



Source: Survey conducted April 26, 2023 – May 6, 2023, U.S. K-12 education teachers

Based on what you know, or have heard from others... In general, what is your opinion of 'charter schools' in K-12 education?

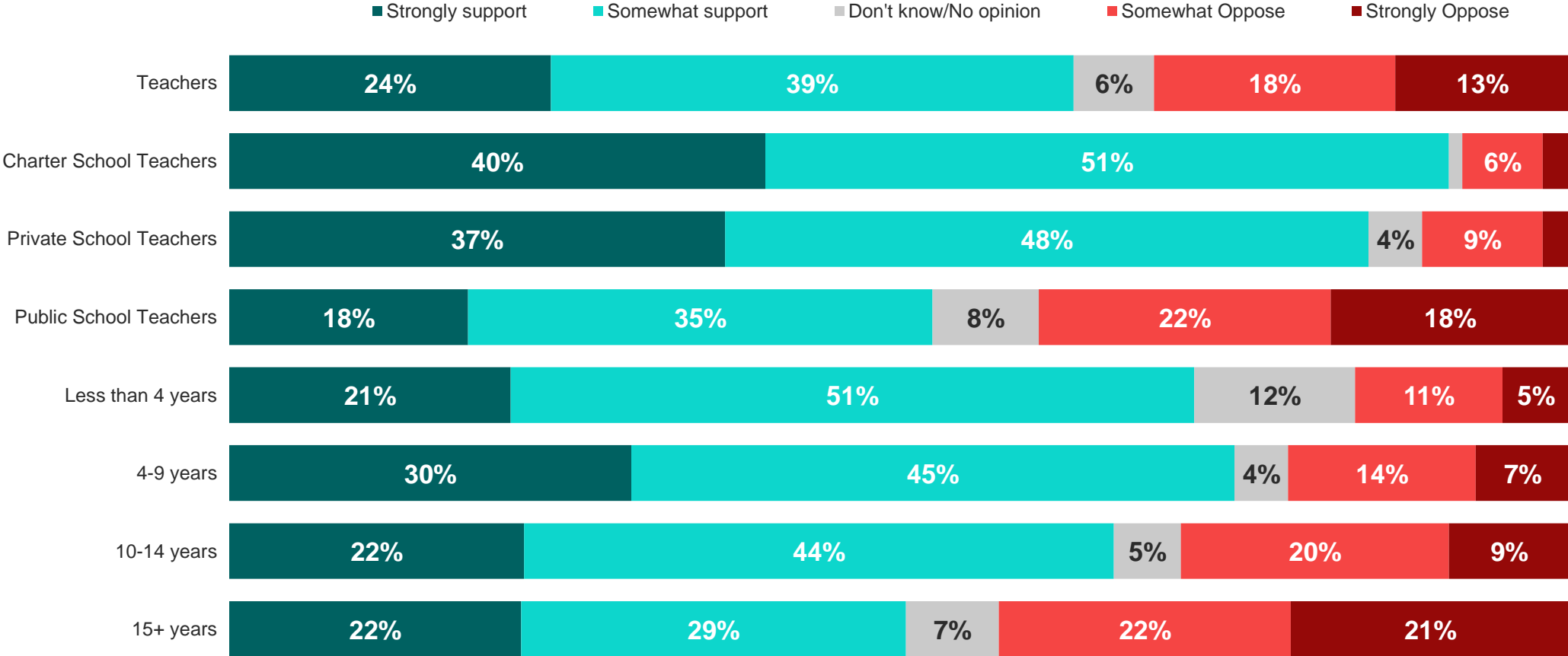
All Teachers



Source: Survey conducted April 26, 2023 – May 6, 2023, U.S. K-12 education teachers

Charter schools are public schools that have more control over their own budget, staff, and curriculum, and are exempt from many existing public school regulations. In general, what is your opinion of public charter schools?

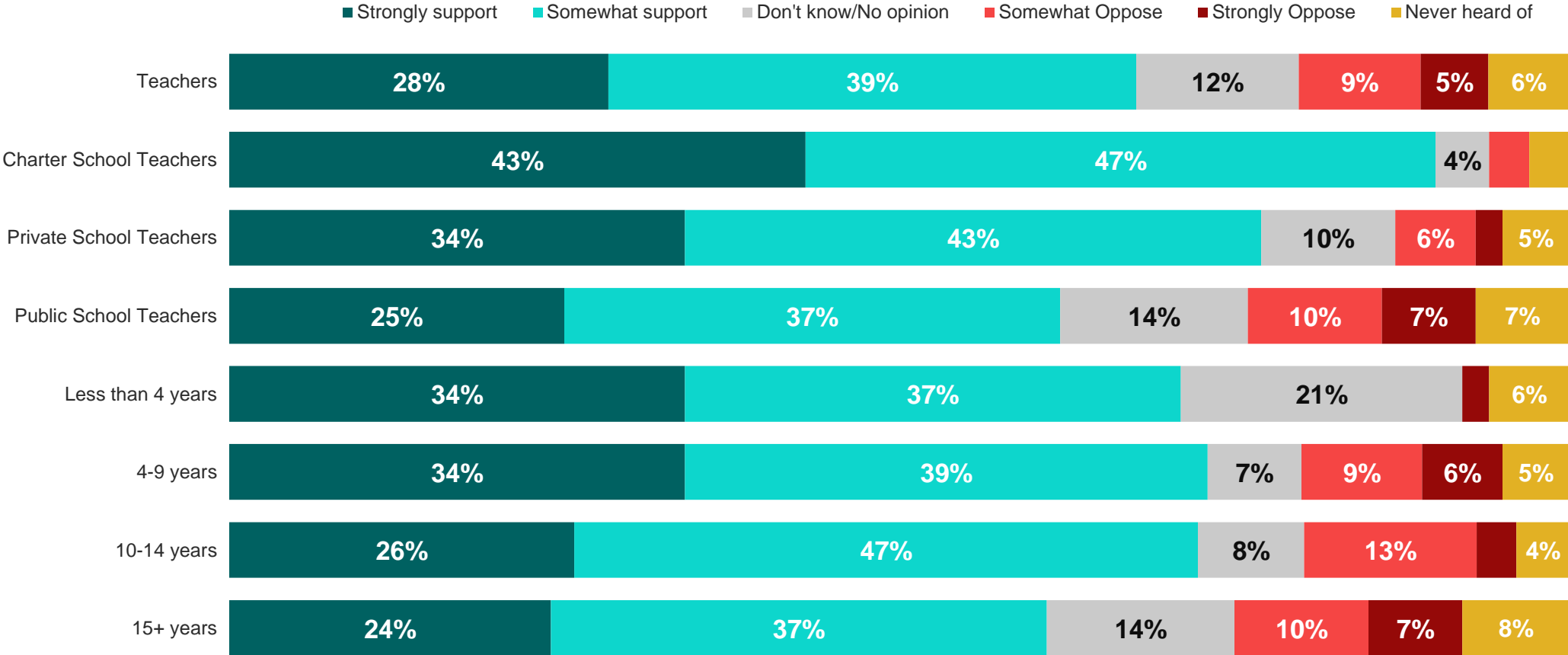
All Teachers



Source: Survey conducted April 26, 2023 – May 6, 2023, U.S. K-12 education teachers

Based on what you know, or have heard from others In general, what is your opinion of 'open enrollment' policies in K–12 education?

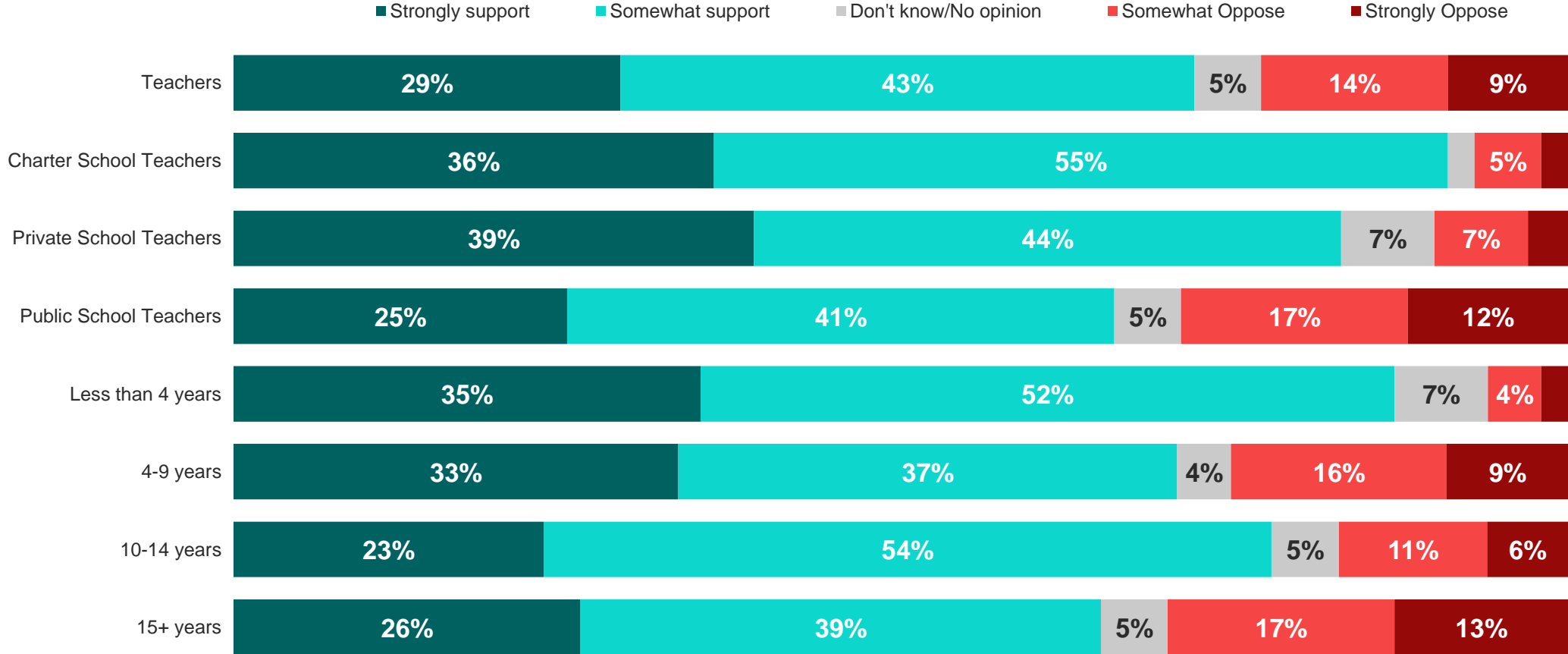
All Teachers



Source: Survey conducted April 26, 2023 – May 6, 2023, U.S. K-12 education teachers

An 'open enrollment' policy in K-12 education allows a student enrolled in public school to select and transfer to a public school of their choice, rather than attending a school based on where they live. A student can be allowed to transfer to a public school in another district (called 'INTER-district'). The policy is based on a first come, first served process until districts are no longer able to accommodate new students. In general, what is your opinion of an open enrollment system?

All Teachers



Source: Survey conducted April 26, 2023 – May 6, 2023, U.S. K-12 education teachers

WHO WE ARE

 **MORNING CONSULT**[®]

Morning Consult is a global data intelligence company delivering insights on what people think in real time.

By surveying tens of thousands across the globe every day, Morning Consult is unmatched in scale and speed: It determines the true measure of what people think and how their decisions impact business, politics and the economy.

Industry leaders rely on Morning Consult's proprietary technology and analysis for real-time intelligence to transform information into a competitive advantage.



 **CHOICE**

EdChoice is a 501(c)(3) nonprofit, nonpartisan organization. Our mission is to advance educational freedom and choice for all as a pathway to successful lives and a stronger society. We are committed to understanding and pursuing a K–12 education ecosystem that empowers every family to choose the learning environment that fits their children's needs best.

Learn more at: [EDCHOICE.ORG](https://edchoice.org)



MORNINGCONSULT.COM