

 edCHOICE

# TEACHERS AND K-12 EDUCATION

A National Polling Report

OCTOBER 2023

# KEY FINDINGS

1. This fall, positive feelings about the direction of K-12 education fell sharply at the national, state, and local levels. These levels of pessimism have not been seen since last year.
2. Just over 1 in 5 teachers believe students are performing very well academically, emotionally, and socially. Private school teachers report much better student progress than district school teachers.
3. Teacher concerns about violent intruders entering their child's school have fallen significantly since the spring. They are less concerned about this than parents.
4. This month, the proportion of teachers who would "promote" the teaching profession fell to significantly lower levels.
5. Over 1 in 4 teachers say that student absences are more frequent this year than last year. District school teachers report more absences than private teachers.
6. Over 7 in 10 teachers believe computers and laptops are positive learning tools for students, while nearly the same number believe cell phone use has negatively impacted student social-emotional development.
7. Just over 40 percent of teachers say their students spend "too much" time using technology. High school teachers are most likely to say their students overuse tech.
8. Seven in ten educators say they are doing "catch up" to get their students up to speed academically.
9. More than half of teachers feel a "sense of purpose" and "hopeful" when thinking about the future. Nearly 40 percent say they feel "overwhelmed."
10. Around 1 in 5 teachers say that either they or their schools have faced situations of artificial intelligence-based plagiarism or cheating.
11. Aside from school vouchers, the majority of teachers show support for a range of school choice policies. This support has fallen since the spring.
  - Education savings accounts (ESAs) – 69%
  - Open enrollment – 62%
  - Charter schools – 52%
  - School vouchers – 44%

## Methodology:

This poll was conducted between September 23, 2023 – September 27, 2023 among a sample of 1041 Teachers. The interviews were conducted online. Results based on the full survey have a measure of precision of plus or minus 3.08 percentage points.

AGENDA

**VIEWS ON K-12 EDUCATION**

**TEACHING PROFESSION AND EXPERIENCES**

**VIEWS ON TECHNOLOGIES, SOCIAL MEDIA**

**SCHOOL CHOICE POLICIES**

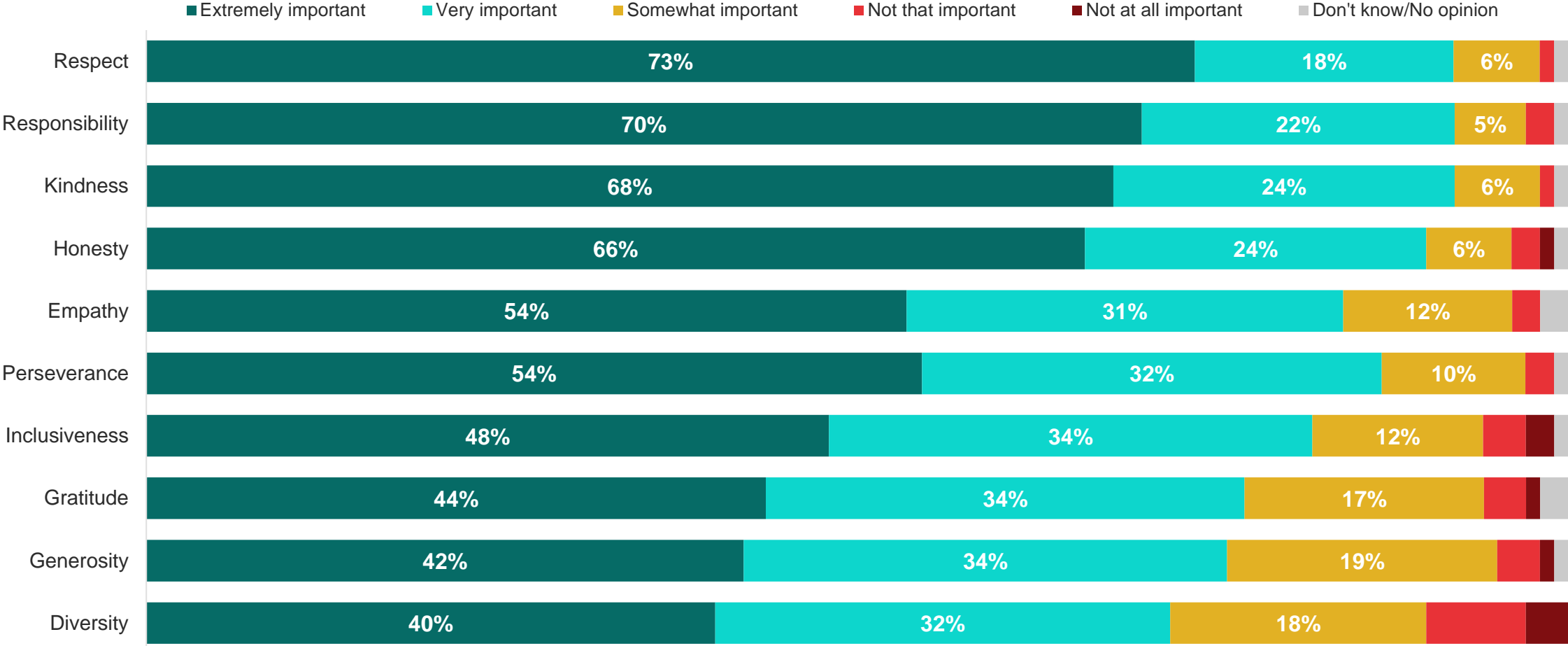
**SURVEY PROFILE AND DEMOGRAPHICS**



# Teachers think it is most important to instill the values of respect, responsibility and kindness in their students.

For this current school year, to what extent is it important that you instill and promote the following values for your students?

## Teachers – Top 10 Values

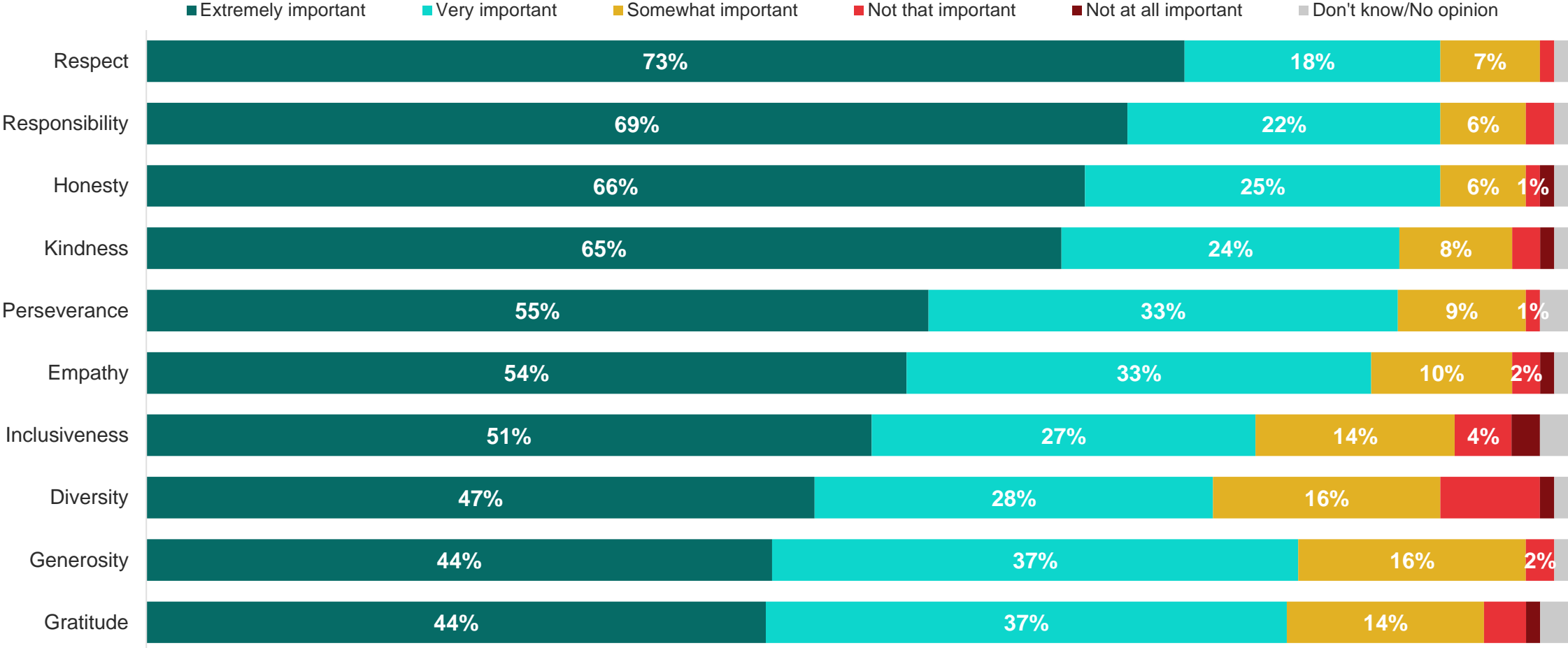


Source: Survey conducted September 23, 2023 – September 27, 2023, U.S. K-12 education teachers

Similarly, teachers want their schools to emphasize respect, responsibility, honesty, and kindness.

For this current school year, to what extent is it important that your school emphasize the following values for students?

**Teachers – Top 10 Values**

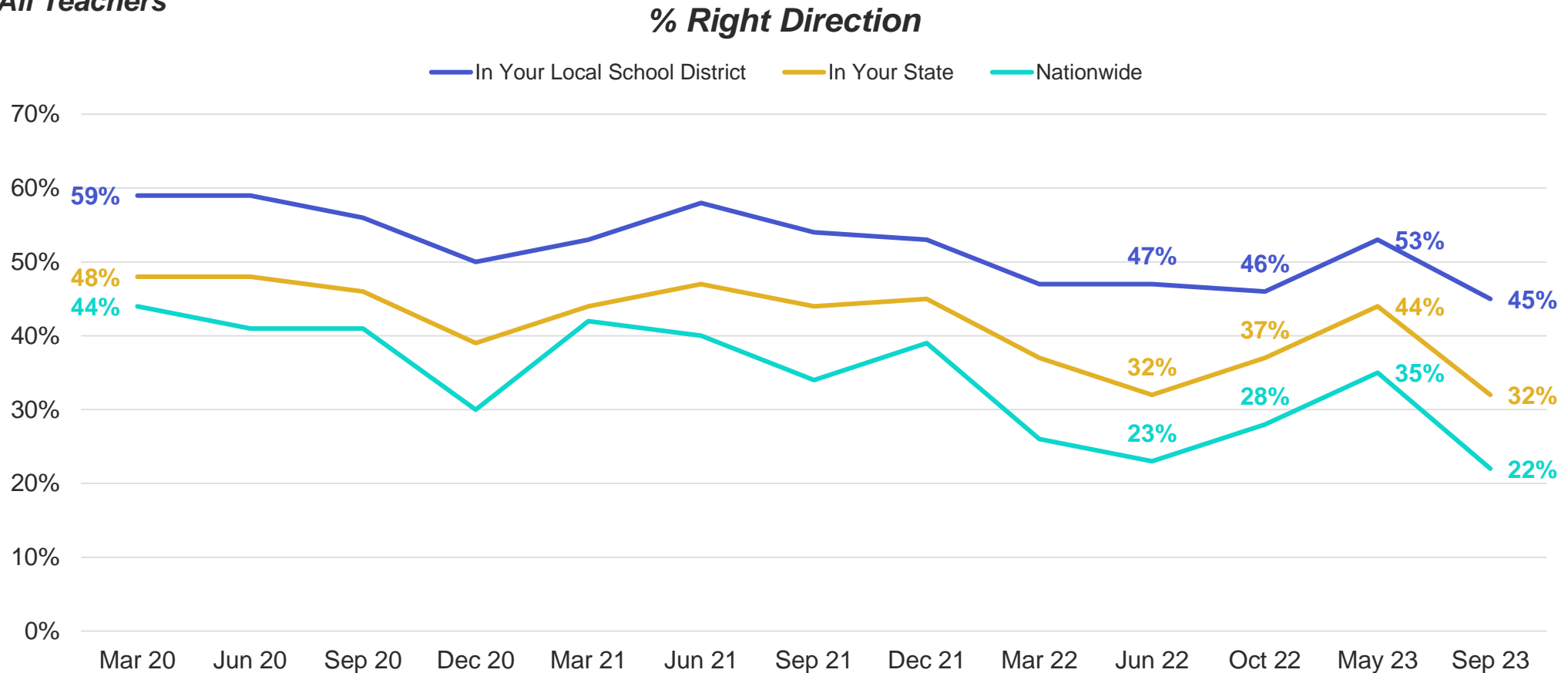


Source: Survey conducted September 23, 2023 – September 27, 2023, U.S. K-12 education teachers

This fall, positive feelings about the direction of K-12 education fell sharply at the national, state, and local levels. These levels of pessimism have not been seen since last year.

Do you feel things in K-12 education are generally going in the right direction, or do you feel things have generally gotten off on the wrong track?

**All Teachers**

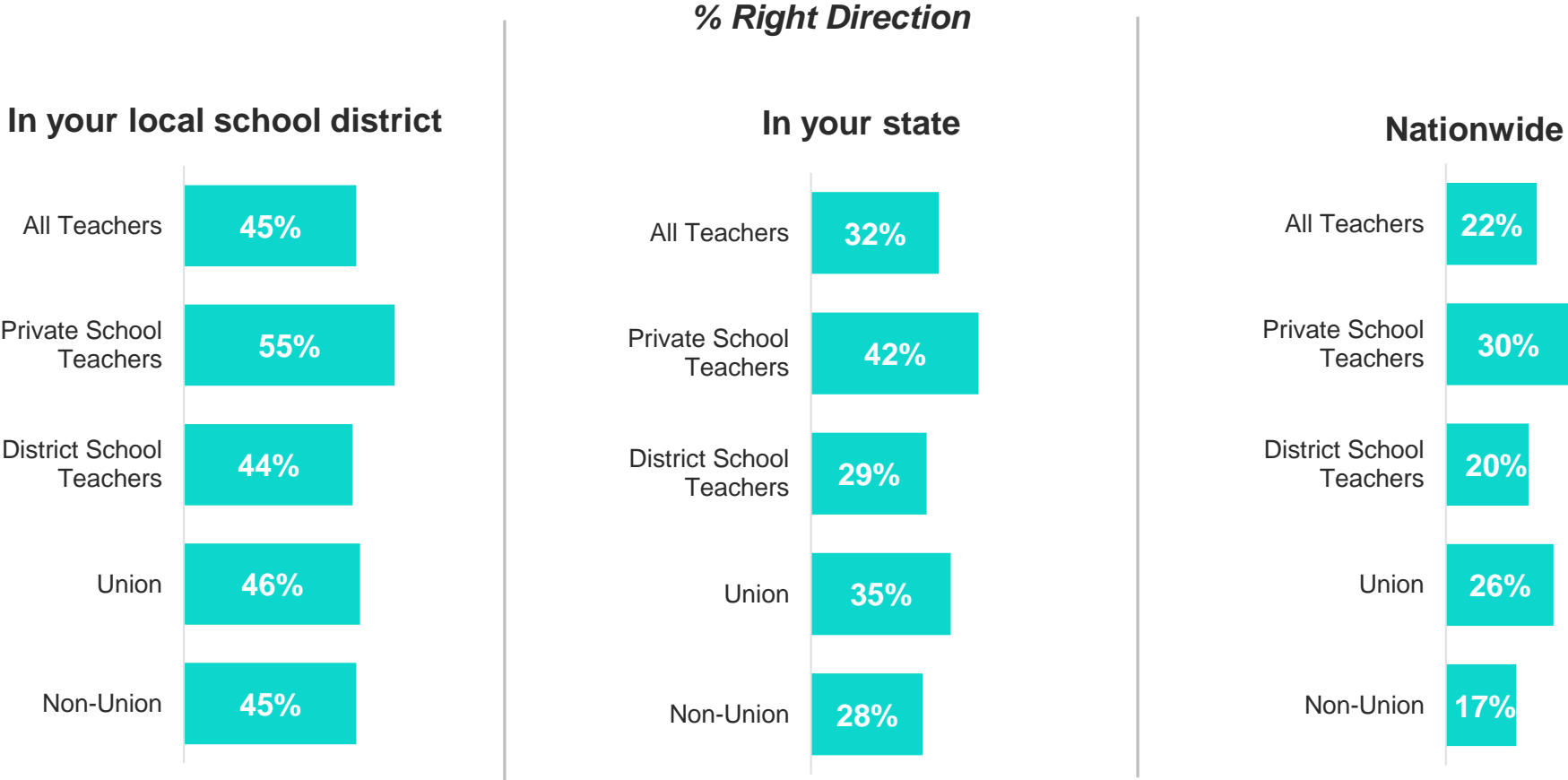


Source: Survey conducted September 23, 2023 – September 27, 2023, U.S. K-12 education teachers

# Private school teachers are more optimistic about the direction of K-12 education than district school teachers, particularly regarding education at the state level.

Do you feel things in K-12 education are generally going in the right direction, or do you feel things have generally gotten off on the wrong track?

## All Teachers



Source: Survey conducted September 23, 2023 – September 27, 2023, U.S. K-12 education teachers

# Teachers have a diverse set of views on what should be the main purpose of K-12 education. They are most likely to believe high school should focus on skills for future employment.

What do you believe should be the main purpose of education during Kindergarten through 8th grade/High School? In your opinion, how important is it for students to learn...

## All Teachers

### % Extremely Important


#### Grades K-8

Average % selected Extremely Important **43%**

-  Socialization (**56%**)
-  Become independent thinkers (**54%**)
-  How to be good citizens (**53%**)
-  Core academic subjects (**42%**)
-  Skills for future employment (**41%**)
-  Values, moral character, religious virtues (**35%**)
-  To fix social problems (**22%**)

#### Grades 9-12

Average % selected Extremely Important **50%**

-  Skills for future employment (**65%**)
-  Become independent thinkers (**64%**)
-  How to be good citizens (**55%**)
-  Socialization (**51%**)
-  Core academic subjects (**51%**)
-  Values, moral character, religious virtues (**35%**)
-  To fix social problems (**26%**)

**51%**  
of school parents\* believe core academic subjects are most important for Grades K-8

**56%**  
of school parents\* believe skills for future employment are most important for Grades 9-12

**Bolding** indicates 5+ points above the general population's responses


**Note:** \*School parents data comes from the September 2023 Gen Pop Report.

**Source:** Survey conducted September 23, 2023 – September 27, 2023, U.S. K-12 education teachers



# Teachers continue to believe that government spending per student is much lower than actual expenditures.

How much do you think is spent per year on each student in your state’s public schools? Your estimate of the state average—to the nearest thousand dollars—will represent the combined expenditures of local, state, and federal governments.

 = \$1,000

### Median Estimate

FY21 State Actuals	
Maximum	\$26,097
Mean	<b>\$14,295</b>
Minimum	\$9,014

\$5,000



All Teachers

\$5,000



Private School Teachers

\$5,000



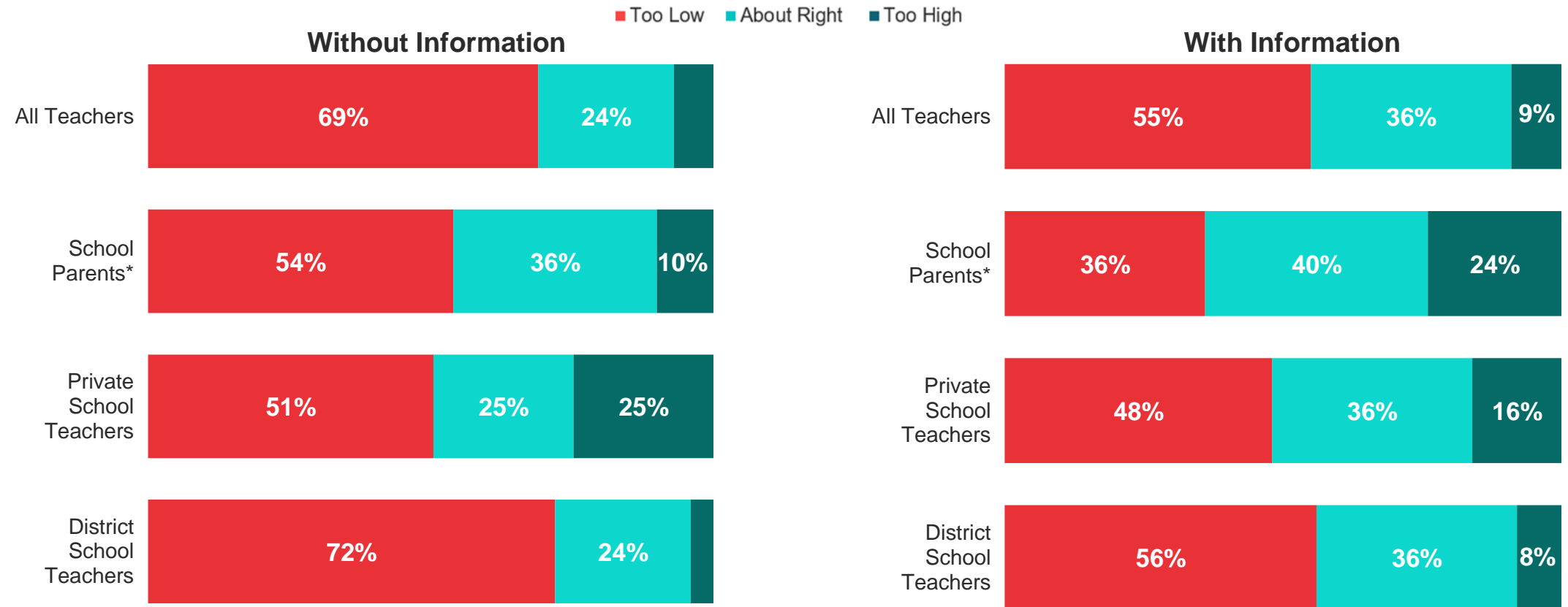
District School Teachers

FY20 State Actuals Source: National Center for Education Statistics  
 Source: Survey conducted September 23, 2023 – September 27, 2023, U.S. K-12 education teachers

# Teachers are much less likely to say their state’s per-student spending is “too low” when given a publicly reported statistic. District school teachers are much more likely than school parents to say spending is too low.

Do you believe public school funding in [STATE] is:

On average, [STATE] spends \$\_\_\_\_\_ per student attending public school each year. Do you believe public school funding is:



State Per Pupil Spending Source: National Center for Education Statistics

Note: \*School parents data comes from the September 2023 Gen Pop Report.

Source: Survey conducted September 23, 2023 – September 27, 2023, U.S. K-12 education teachers

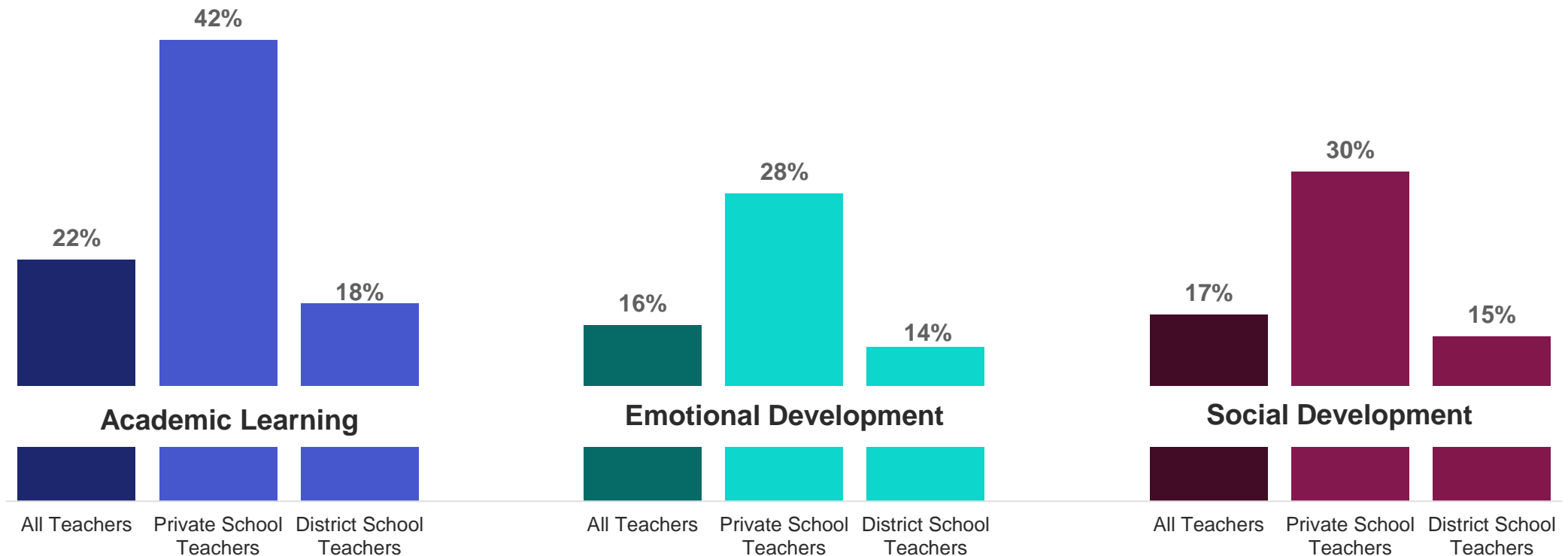
Just over 1 in 5 teachers believe students are performing very well academically, emotionally, and socially. Private school teachers report much better student progress than district school teachers.

How do you feel your students are progressing on the following this school year?

**All Teachers**

**% Very Well**

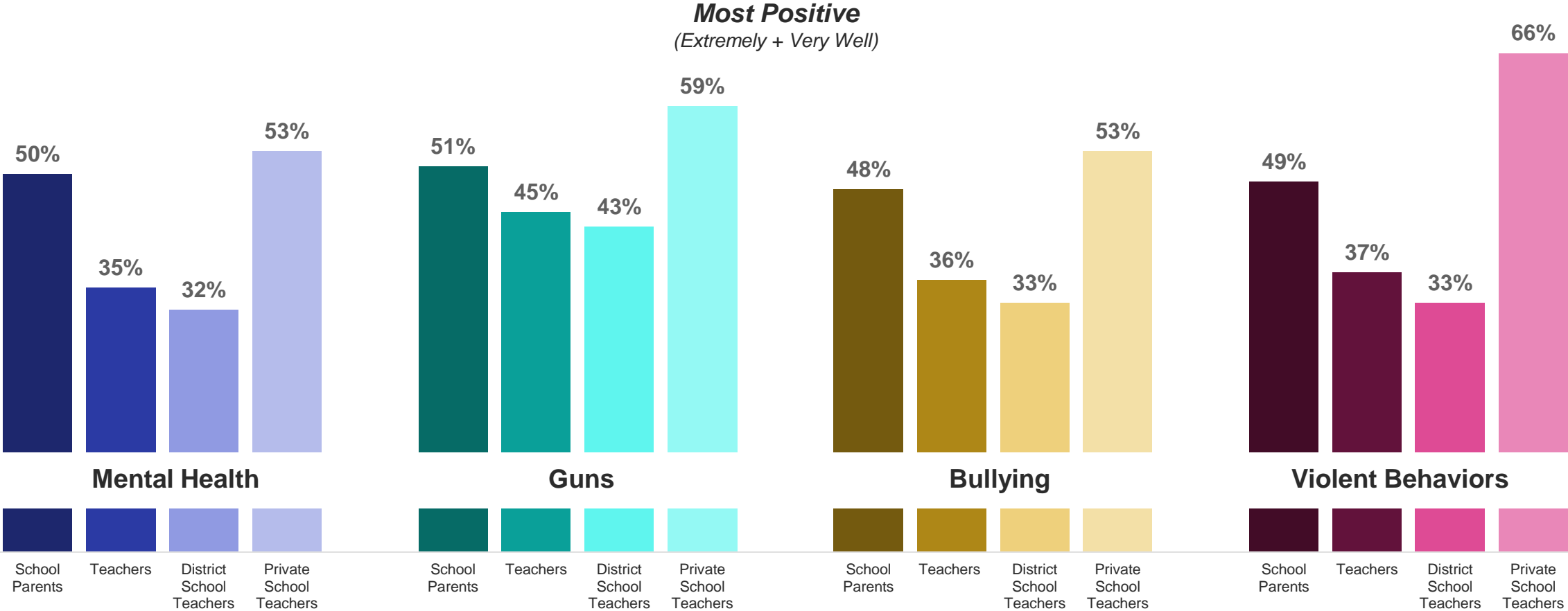
**Among All Teachers Since May:**  
 Academic Learning: -9 points  
 Emotional Development: -8 points  
 Social Development: -8 points



Source: Survey conducted September 23, 2023 – September 27, 2023, U.S. K-12 education teachers

# Teachers are less positive than parents when assessing how their schools address mental health, guns, bullying, and violent behaviors. Private school teachers give their schools much higher ratings than district school teachers.

How well do you feel your youngest/oldest child's school addresses the following among its students?  
 How well do you feel your school addresses the following among its students?

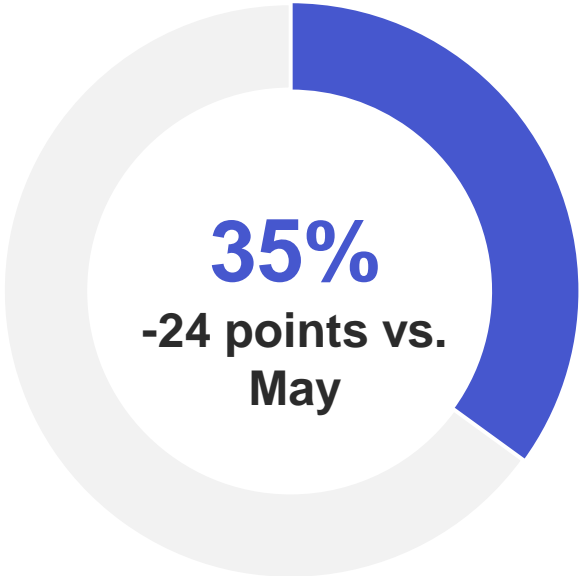


**Note:** \*School parents data comes from the September 2023 Gen Pop Report.  
**Note:** Results are composite numbers between those who were asked about their youngest child and those who were asked about their oldest child.  
**Source:** Survey conducted September 23, 2023 – September 27, 2023, U.S. K-12 education teachers

# Teacher concerns about violent intruders entering their child’s school have fallen significantly since the spring. They are less concerned about this than parents.

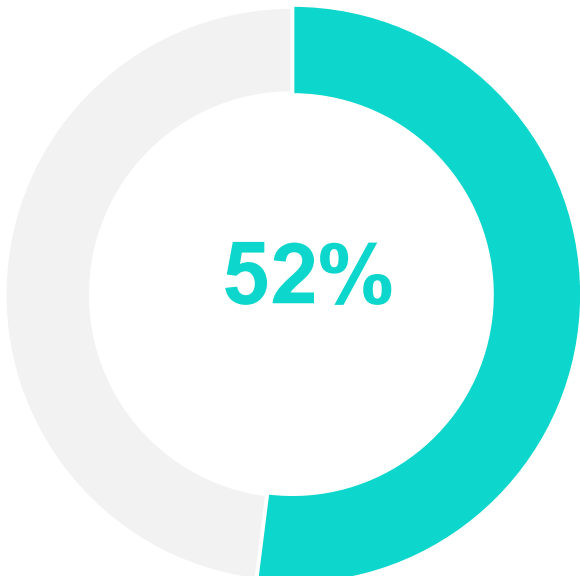
How concerned are you about a violent intruder, like a mass shooter, entering your child’s/children’s school?

**All Teachers**



**Teachers**

**Total Concern**  
(Extremely + Very Concerned)



**School Parents**

**Note:** \*School parents data comes from the September 2023 Gen Pop Report.  
**Source:** Survey conducted September 23, 2023 – September 27, 2023, U.S. K-12 education teachers

AGENDA

VIEWS ON K-12 EDUCATION

**TEACHING PROFESSION AND EXPERIENCES**

VIEWS ON TECHNOLOGIES, SOCIAL MEDIA

SCHOOL CHOICE POLICIES

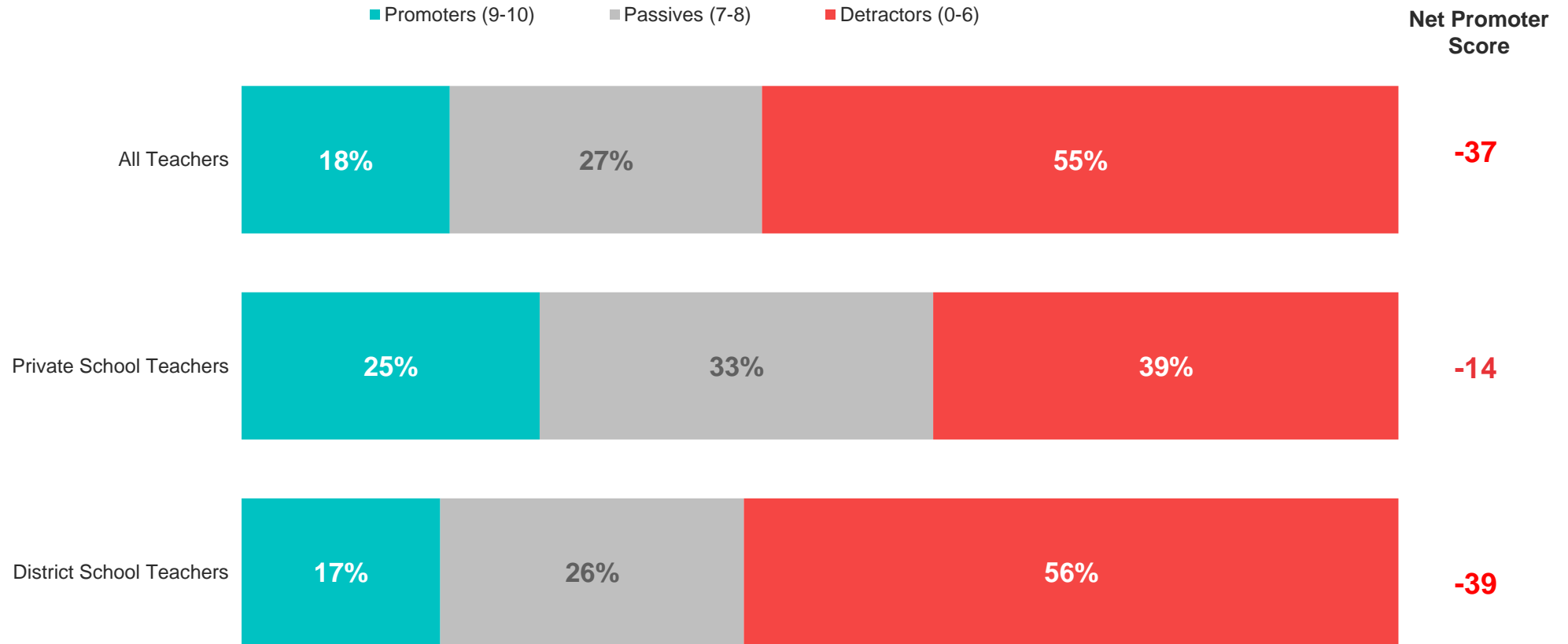
SURVEY PROFILE AND DEMOGRAPHICS



# This fall, teachers in public district schools are much more pessimistic about the profession compared to private school teachers.

On a scale from 0 to 10, where '0' means 'Not at all likely' and '10' means 'Extremely likely'. How likely is it that you would recommend teaching to a friend or family member?

## All Teachers

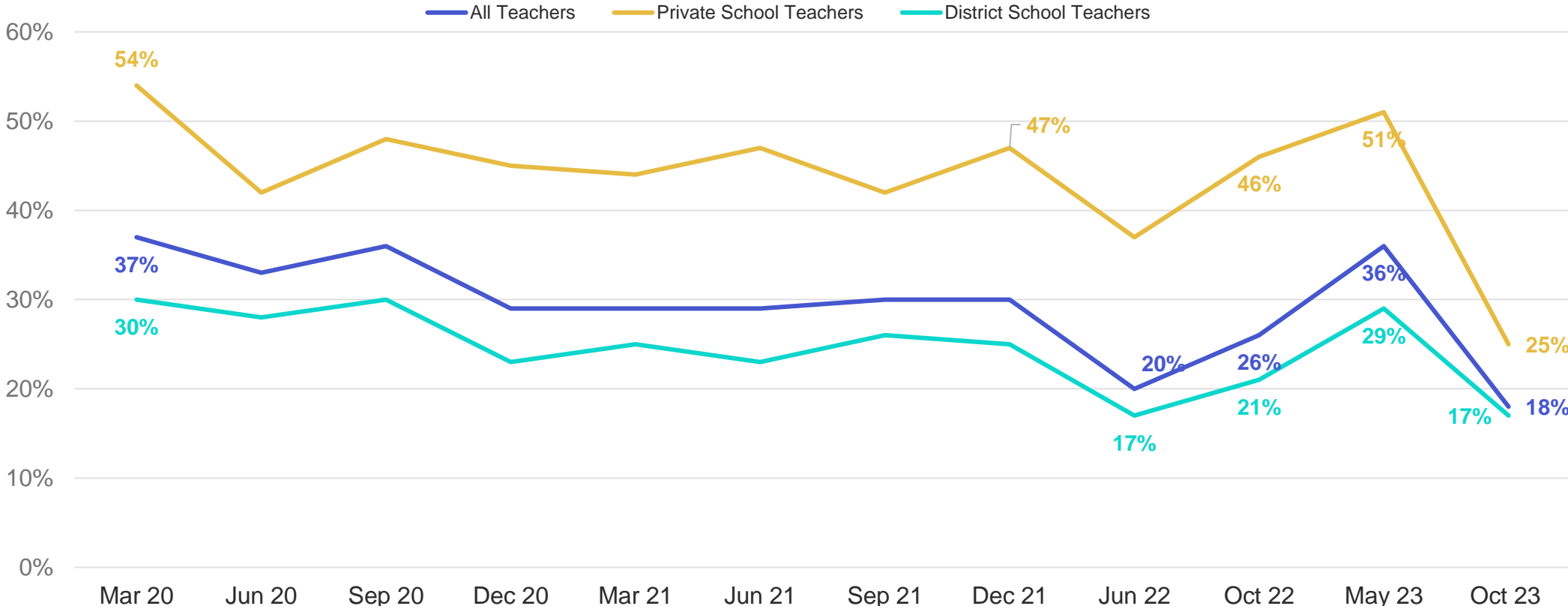


# This month, the proportion of teachers who would “promote” the teaching profession fell to significantly lower levels.

On a scale from 0 to 10, where '0' means 'Not at all likely' and '10' means 'Extremely likely'. How likely is it that you would recommend teaching to a friend or family member?

## All Teachers

**% Promoters (9-10)**



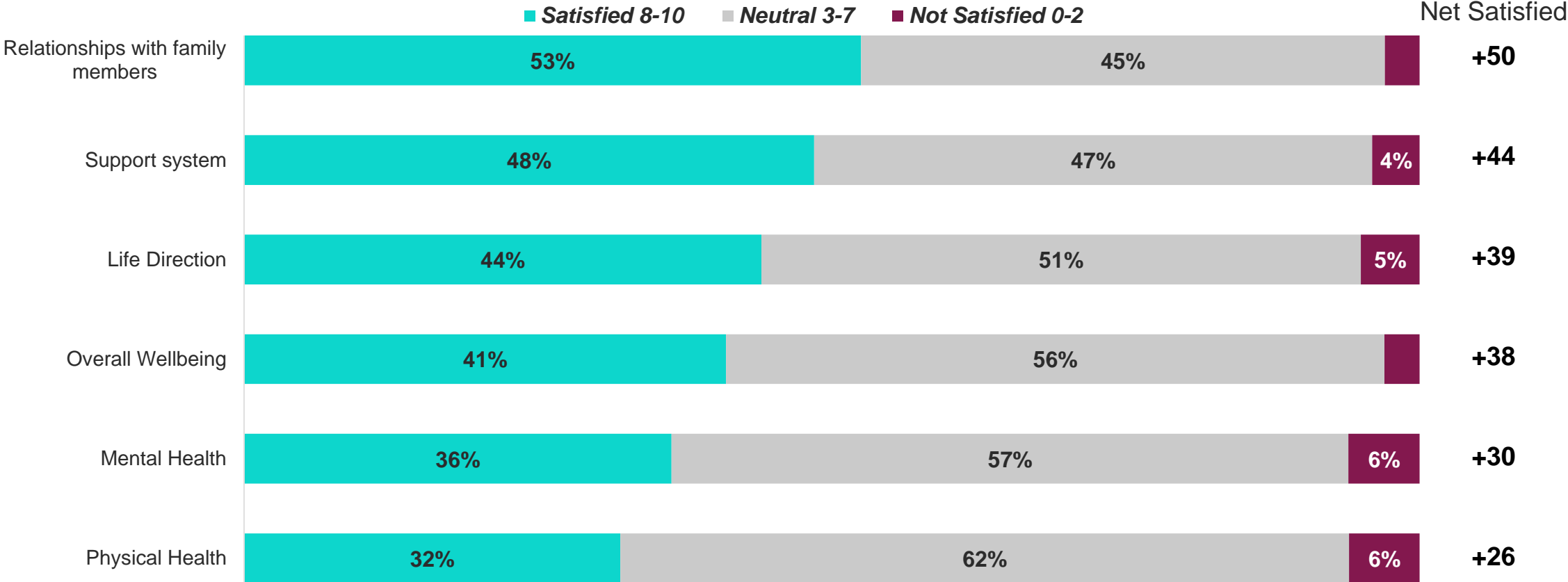
Note: Charter school teacher data not shown for March 2022 due to low sample size



# Teachers report the highest satisfaction in their relationships with family members. They are least satisfied with their physical and mental health.

For each of the following, please rate how personally satisfied you are in these areas on a scale from 0 to 10, where 0 means you are not at all satisfied and 10 means you are completely satisfied.

## All Teachers

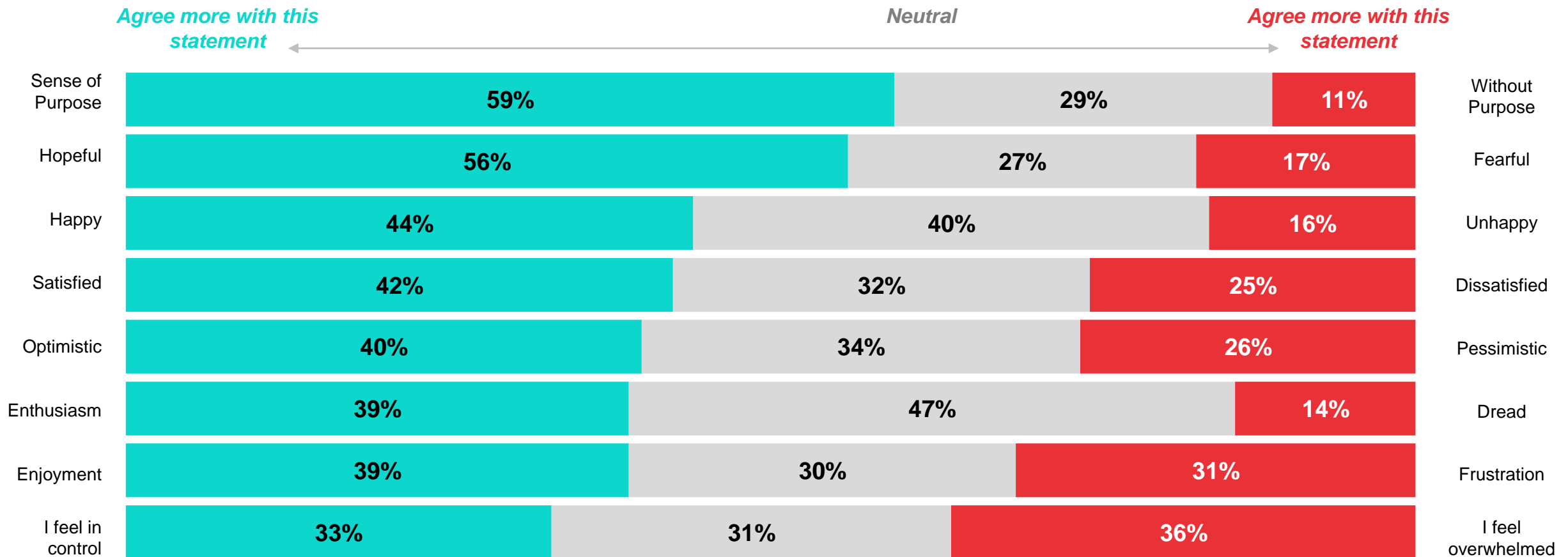


Source: Survey conducted September 23, 2023 – September 27, 2023, U.S. K-12 education teachers

# More than half of teachers feel a “sense of purpose” and “hopeful” when thinking about the future. Nearly 40 percent say they feel “overwhelmed.”

When thinking about the future, please select which of these words best describes how you feel right now?

## All Teachers



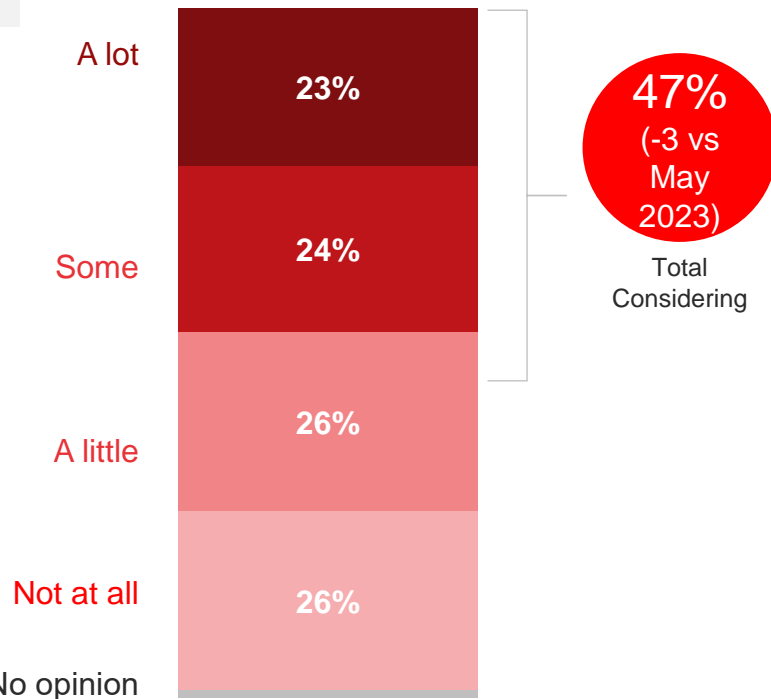
# Over the past three months, half of teachers under 55 have considered leaving the profession. District school teachers are the most likely to consider leaving the profession.

In the past three months, to what extent have you considered leaving the teaching profession for another career?

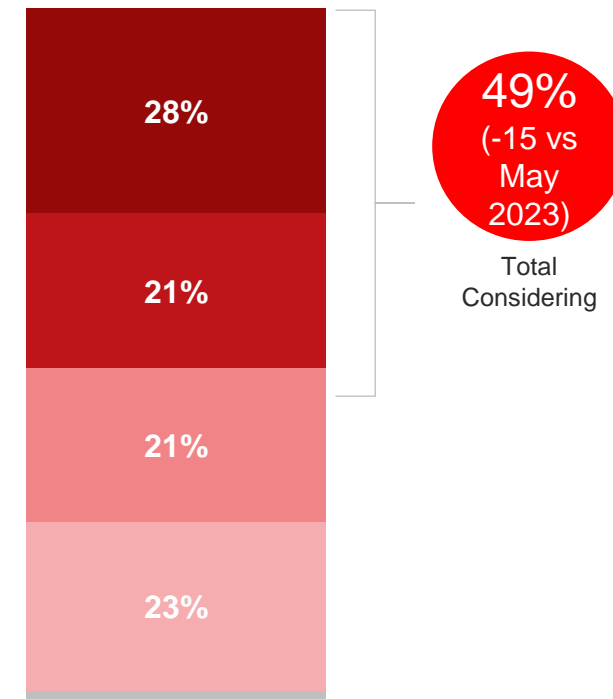
In the past three months, to what extent have you considered retiring from the teaching profession?

**Total Considering Leaving based on School Type:**  
 District School Teachers: 46%  
 Private School Teachers: 44%

## Teachers Under 55 Years Old Leaving Teaching Profession



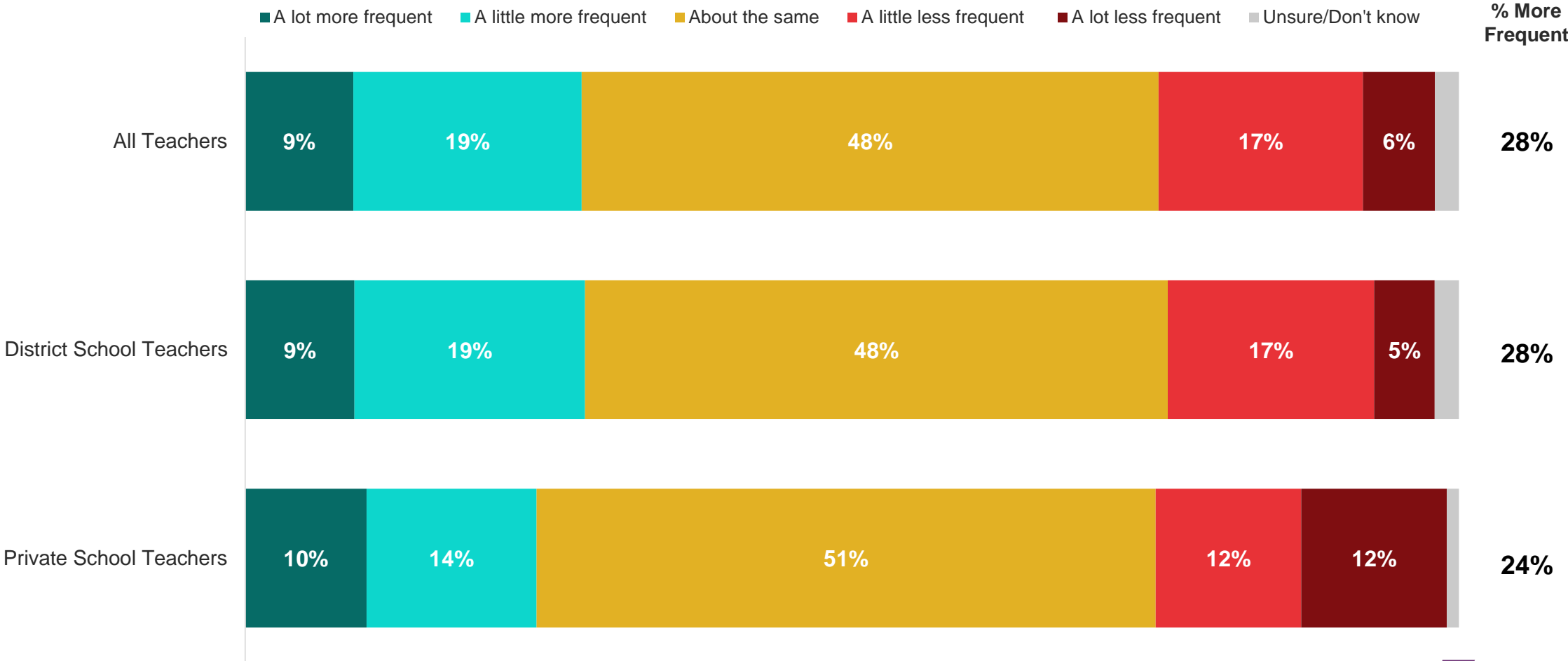
## Teachers 55+ Years Old Retiring From Teaching Profession



# Over 1 in 4 teachers say that student absences are more frequent this year than last year. District school teachers report more absences than private teachers.

Generally speaking, and comparing to this time last school year, do you think **student absences** in your classes are...

## All Teachers

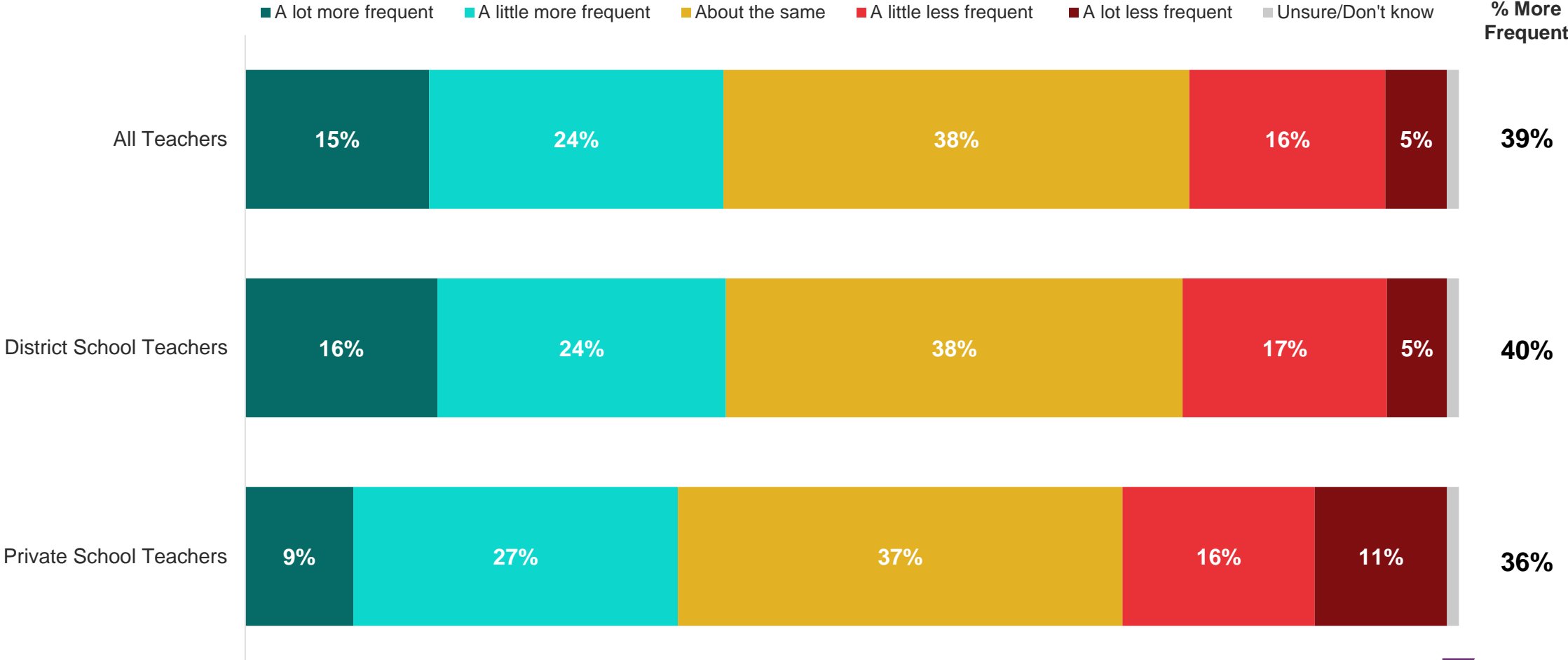


Source: Survey conducted September 23, 2023 – September 27, 2023, U.S. K-12 education teachers

# Roughly 40 percent of teachers say that student misbehaviors are more frequent this year than last year.

Generally speaking, and comparing to this time last school year, do you think **student misbehaviors** in your classes are...

## All Teachers

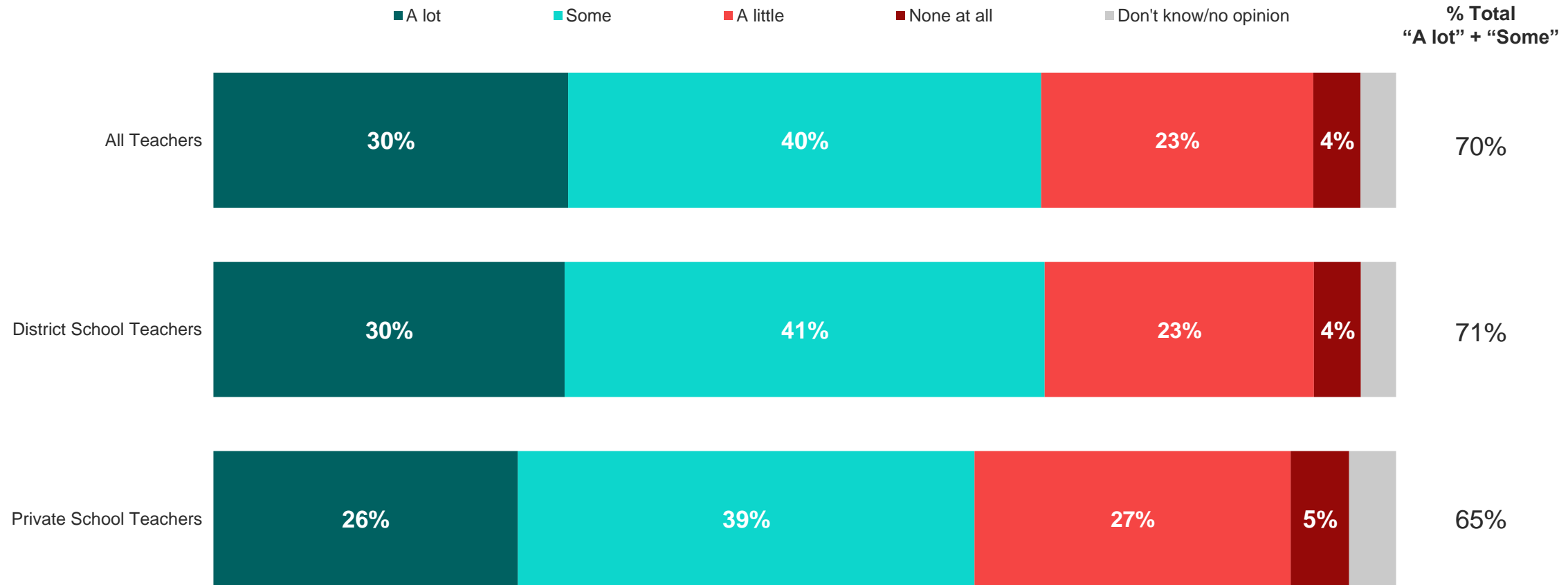


Source: Survey conducted September 23, 2023 – September 27, 2023, U.S. K-12 education teachers

# Seven in ten educators say they are doing “catch up” to get their students up to speed academically.

Thinking about the current school year so far, how much "catch up" academically – if at all – do you feel you are doing to bring students to where they should be at this point?

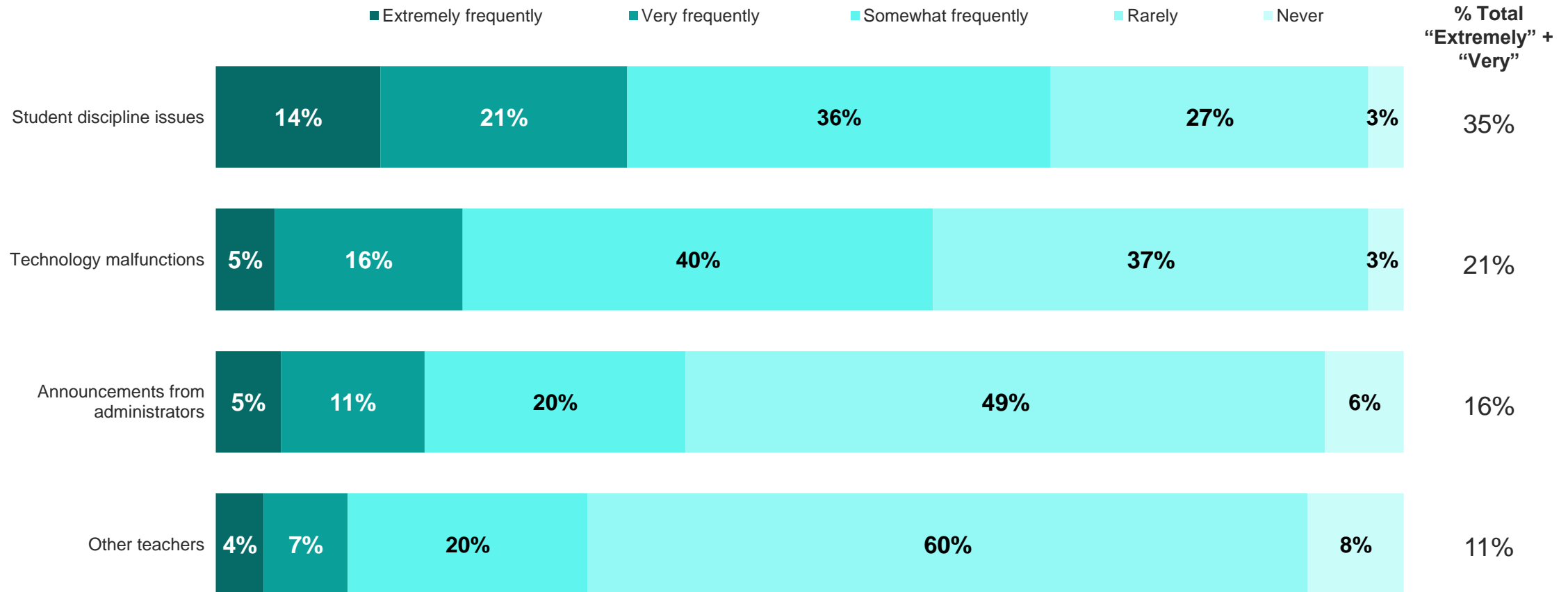
## All Teachers



# Teachers say their classes are interrupted more often by student discipline issues than anything else. They rarely say that other teachers disrupt their classes.

How often would you say that your class is interrupted by the following?

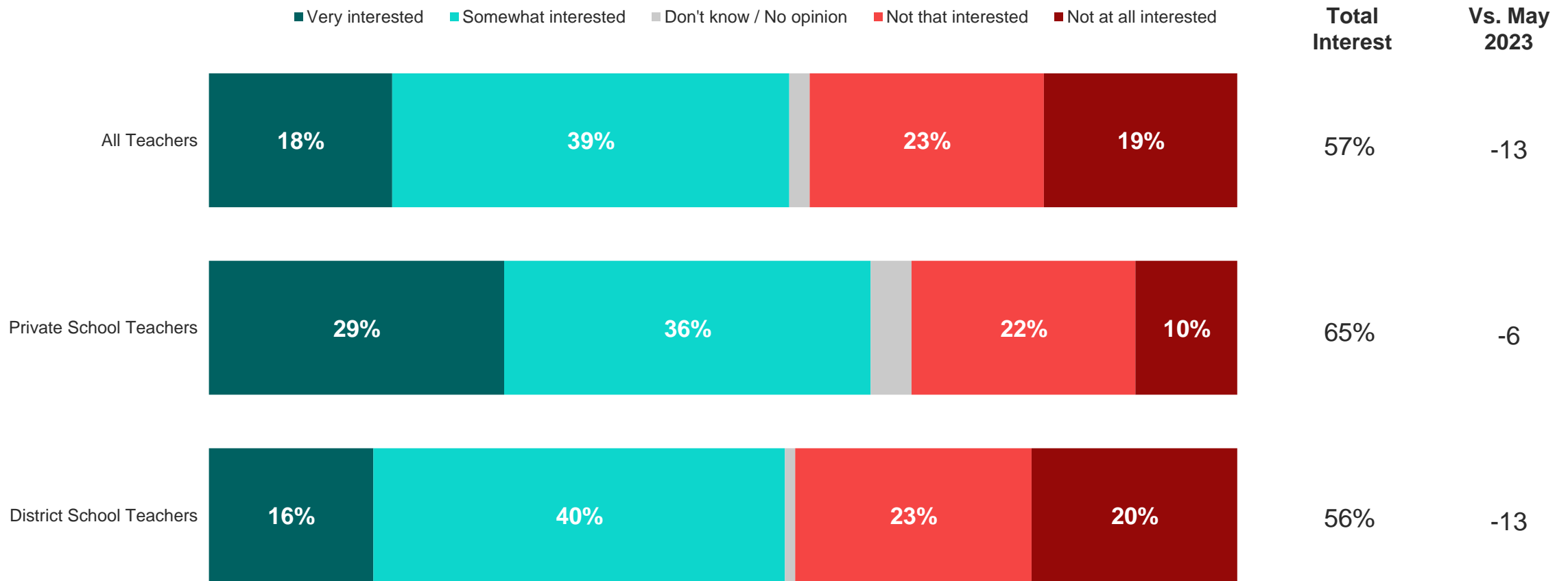
## All Teachers



# Three in five educators are interested in tutoring outside of schooling hours. Private school teachers show more interest in tutoring than district school teachers.

How interested are you in tutoring students outside of school hours?

## All Teachers

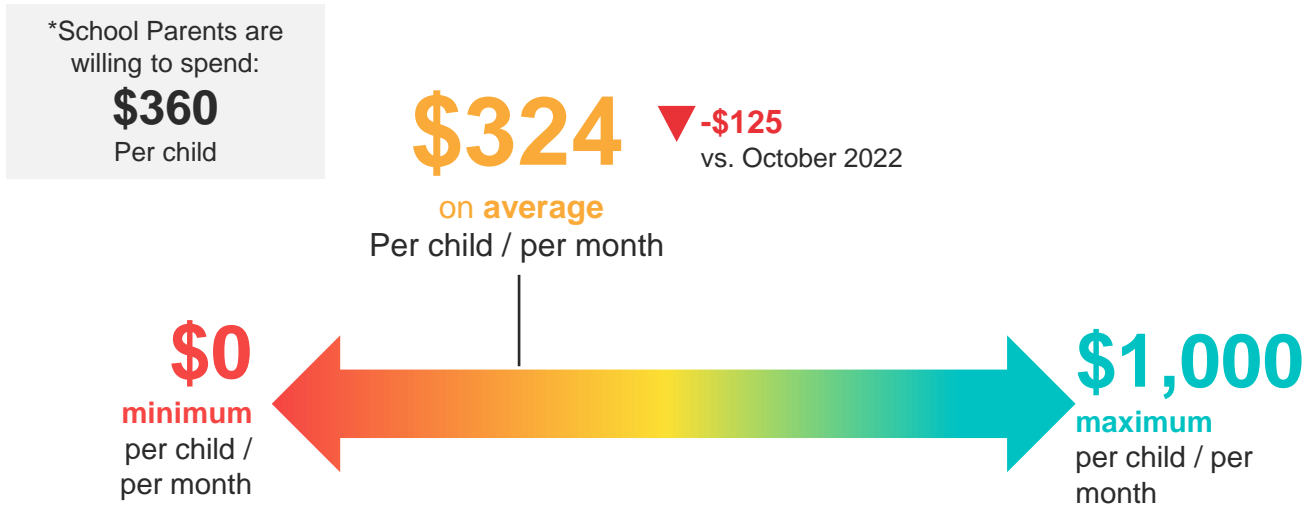




The monthly amount teachers would ask parents to pay for tutoring fell by over \$100 this month. This amount is slightly less than what parents are willing to spend.

How much would you ask parents to pay per child per month for you to tutor their child outside of school hours?

**All Teachers**



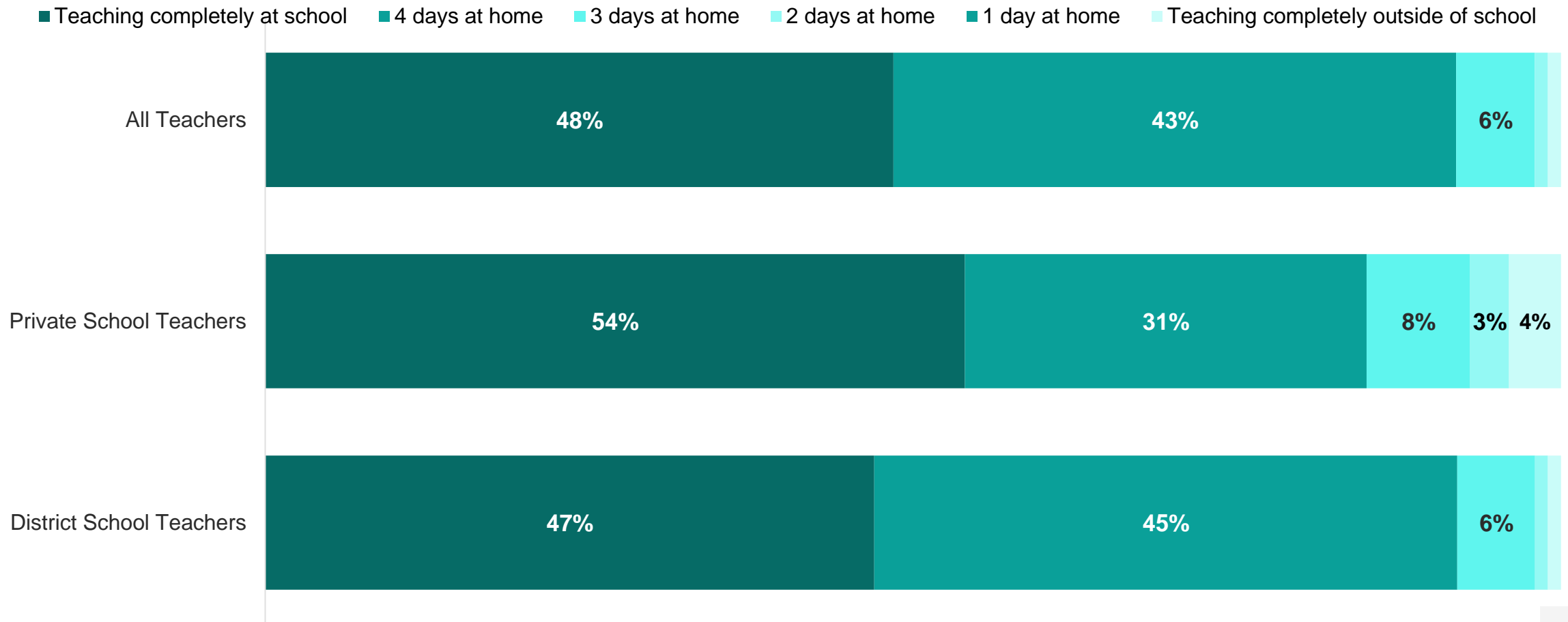
School Type	Private School Teachers	\$380
	District School Teachers	\$311
Community Type	Urban	\$419
	Suburban	\$312
	Small Town/Rural	\$271
Years Teaching	Less than 4 years	\$344
	4-9 years	\$344
	10-14 years	\$361
	Greater than 15 years	\$286

**Note:** \*School parents data comes from the September 2023 Gen Pop Report.  
**Source:** Survey conducted September 23, 2023 – September 27, 2023, U.S. K-12 education teachers

# About half of teachers would prefer to teach at least one or more days per week outside of a school building.

In order to teach most effectively, how many days would you prefer to teach your students in-person at school each week?

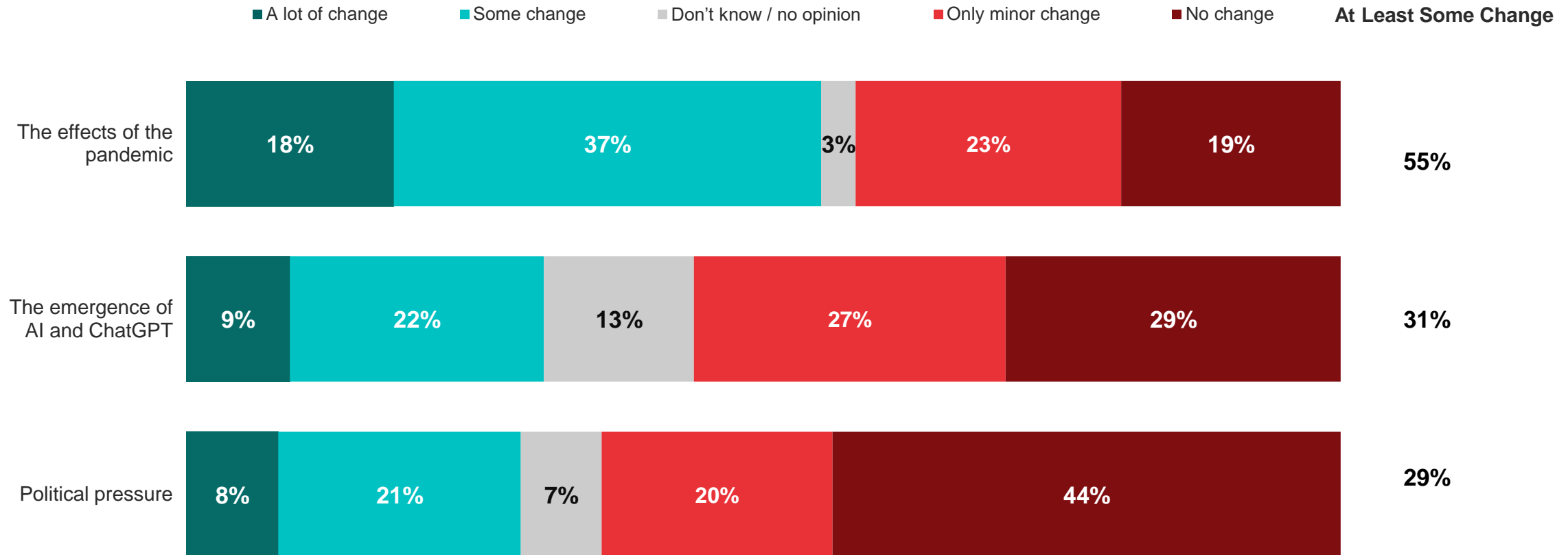
## All Teachers



Just over half of teachers feel the need to make changes to their teaching approach based on pandemic effects. Less than one-third feel that artificial intelligence (AI) and ChatGPT will affect their teaching methods.

For the current school year, to what extent – if at all – do you feel you should make changes to your approach toward teaching based on these circumstances?

**All Teachers**



AGENDA

VIEWS ON K-12 EDUCATION

TEACHING PROFESSION AND EXPERIENCES

VIEWS ON TECHNOLOGIES, SOCIAL MEDIA

SCHOOL CHOICE POLICIES

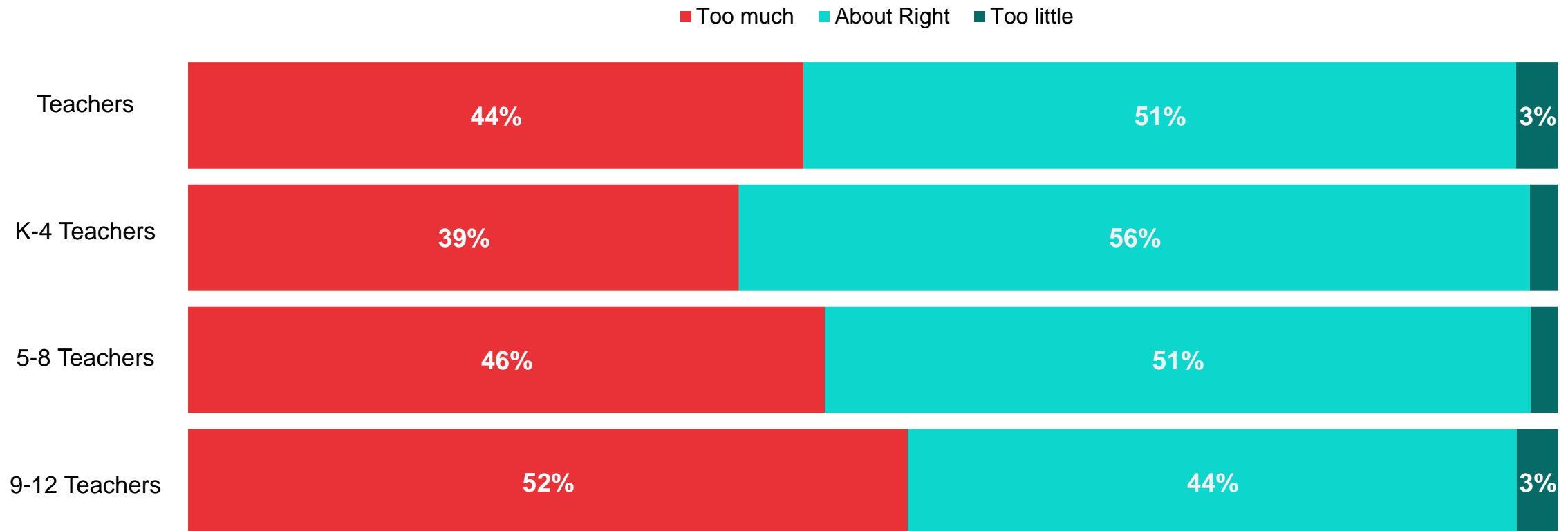
SURVEY PROFILE AND DEMOGRAPHICS



# Just over 40 percent of teachers say their students spend “too much” time using technology. High school teachers are most likely to say their students overuse tech.

When it comes to how much time your students spend using technology generally, do you think it is...

## All Teachers




Over 7 in 10 teachers believe computers and laptops are positive learning tools for students, while nearly the same number believe cell phone use has negatively impacted student social-emotional development.


**All Teachers**

■ Very positive   
 ■ Somewhat positive   
 ■ Somewhat negative   
 ■ Very negative   
 ■ Don't know/no opinion   
 % Total Very + Somewhat Positive

How would you describe the impact of your students' **computer/laptop** use on their learning experience?



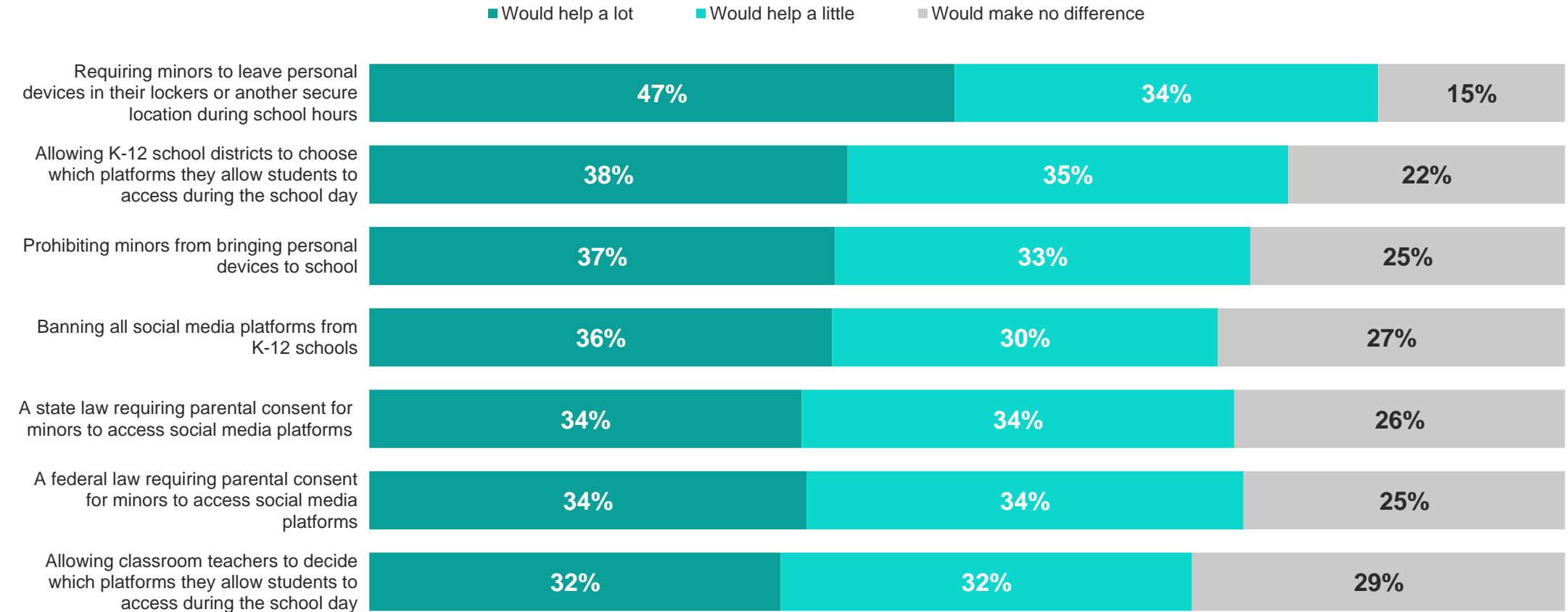
How would you describe the impact of your students' **cell phone** use on their social-emotional development?



About half of teachers think that requiring minors to leave their personal devices in a secure location during school would help to reduce social media use “a lot.” Teachers see this as the most effective strategy among those listed.

How much do you think the following would help to reduce social media use among minors?

**All Teachers**

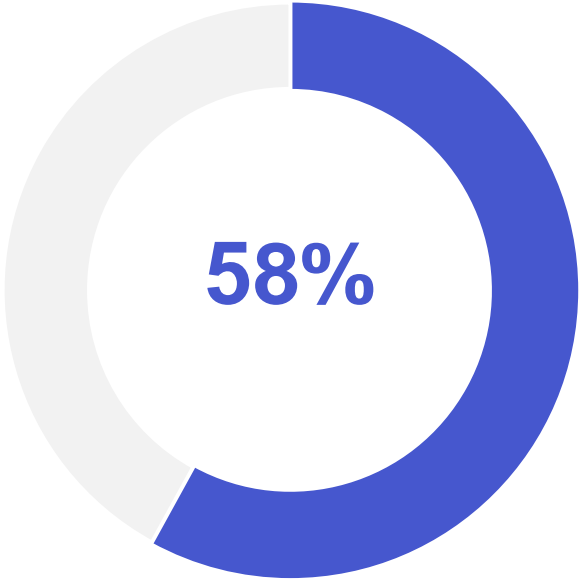


Source: Survey conducted September 23, 2023 – September 27, 2023, U.S. K-12 education teachers

More than half of teachers work in schools that allow students to have cell phones with them. Less than half of teachers are allowed to establish and enforce their own cell phone policies.

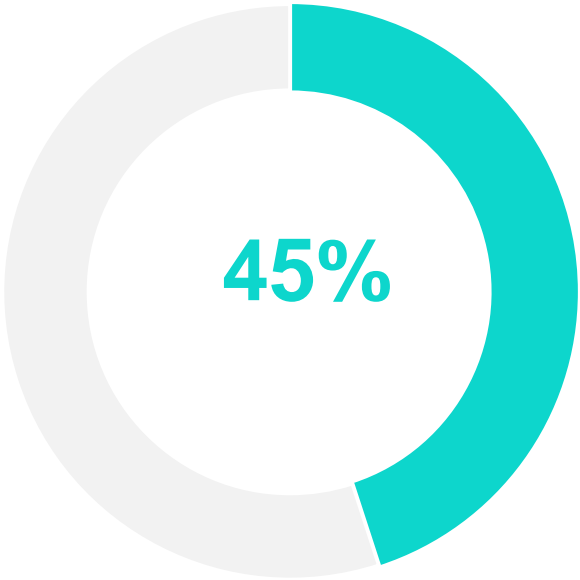
When it comes to cell phones, does your school allow...

**All Teachers**

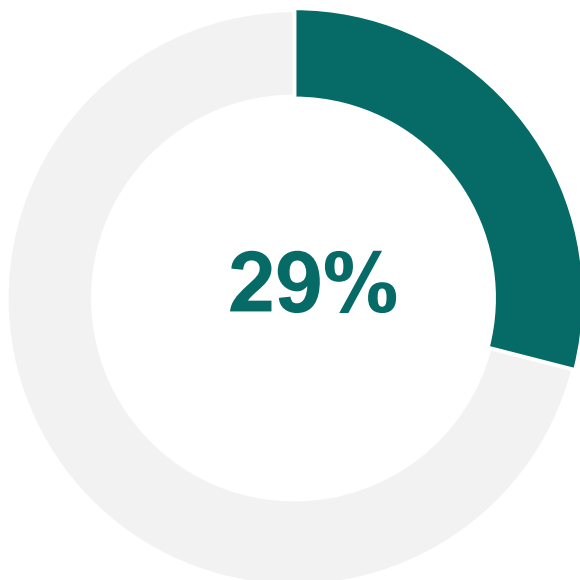


**Students to have cell phones in school**

**Total % "Yes"**



**Teachers to establish and enforce their own cell phone policies**



**Students to have cell phones in the classroom**

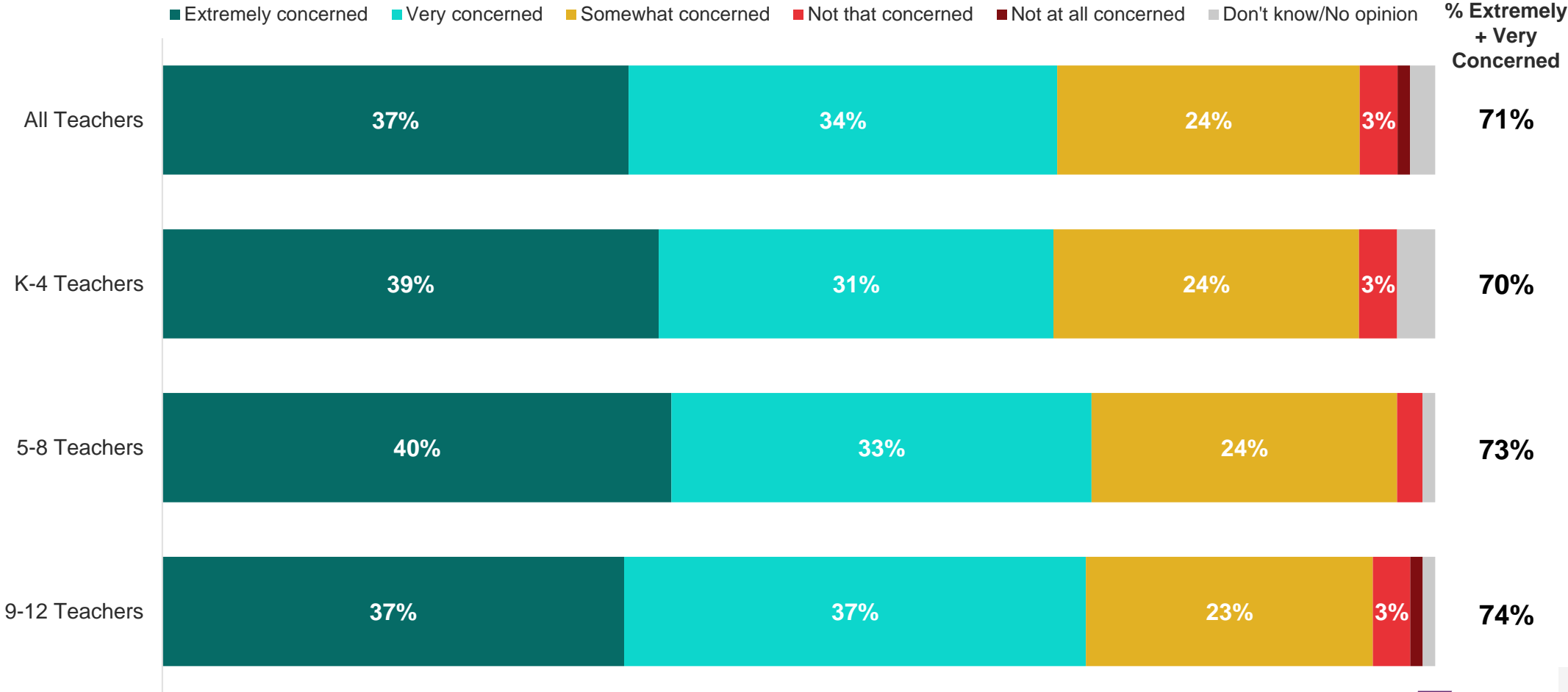
Source: Survey conducted September 23, 2023 – September 27, 2023, U.S. K-12 education teachers



# More than 70 percent of teachers are concerned about the effect of social media use on the mental health of minors. This level of concern is similar across school levels.

How concerned are you about social media use by minors having a negative effect on their mental health?

## All Teachers

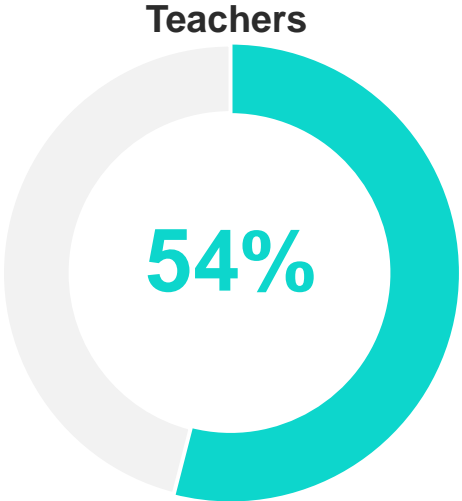


Source: Survey conducted September 23, 2023 – September 27, 2023, U.S. K-12 education teachers

More than half of teachers either have heard a lot or some about ChatGPT. Younger, male, and high-income teachers are most likely to have heard of the platform.

To what extent, if at all, have you ever heard of ChatGPT?

**All Teachers**



**% Heard A lot/Some About ChatGPT**

To what extent, if at all, have you ever heard of ChatGPT?

A lot	22%
Some	32%
Not Much	23%
Not at all	19%

**Top % Have Heard A lot/Some**

Male	73%
Generation Z	69%
Asian American	66%
Income: \$100k+	64%

**Top % Have Heard Not Much/Not at all**

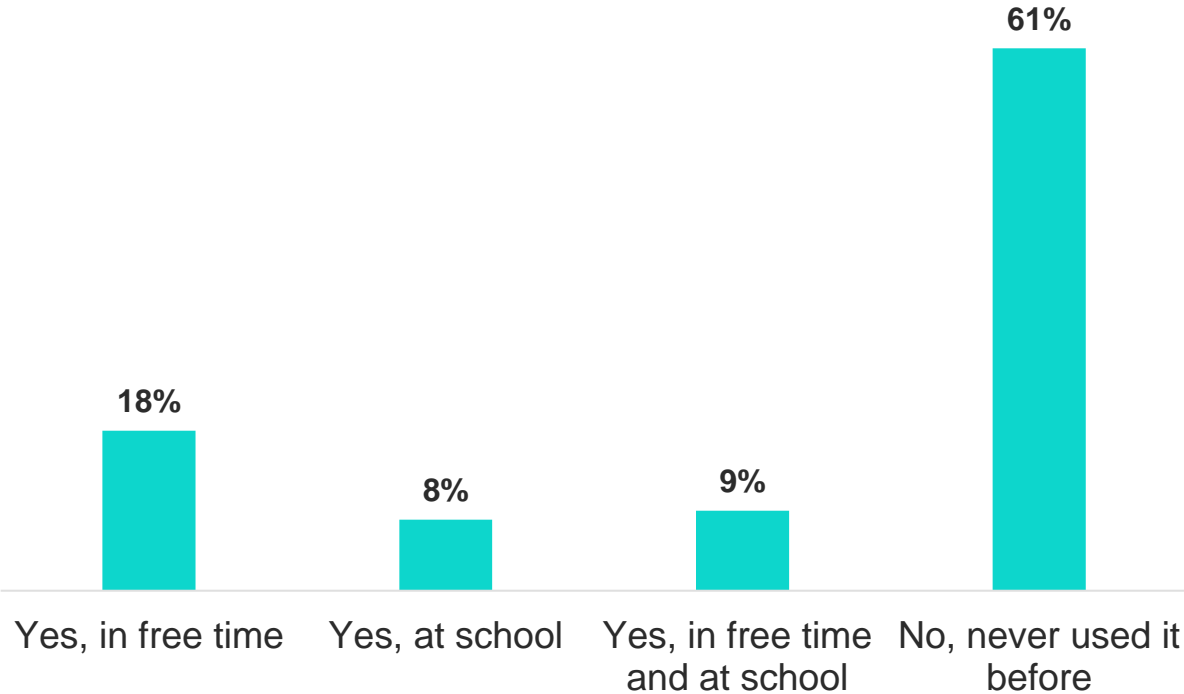
Income: \$35k to \$50k	58%
Age 65+	58%
Rural	54%
Republican	53%

Source: Survey conducted September 23, 2023 – September 27, 2023, U.S. K-12 education teachers

# Just over 60 percent of teachers say they have never used ChatGPT. Among users, male teachers and urban teachers are the most likely to have used the platform before.

Have you ever used ChatGPT before in your free time or at all?

## All Teachers



### Top % Yes, have used

Male	53%
Urban	50%
Hispanic	48%
Black	48%

### Bottom % Yes, have used

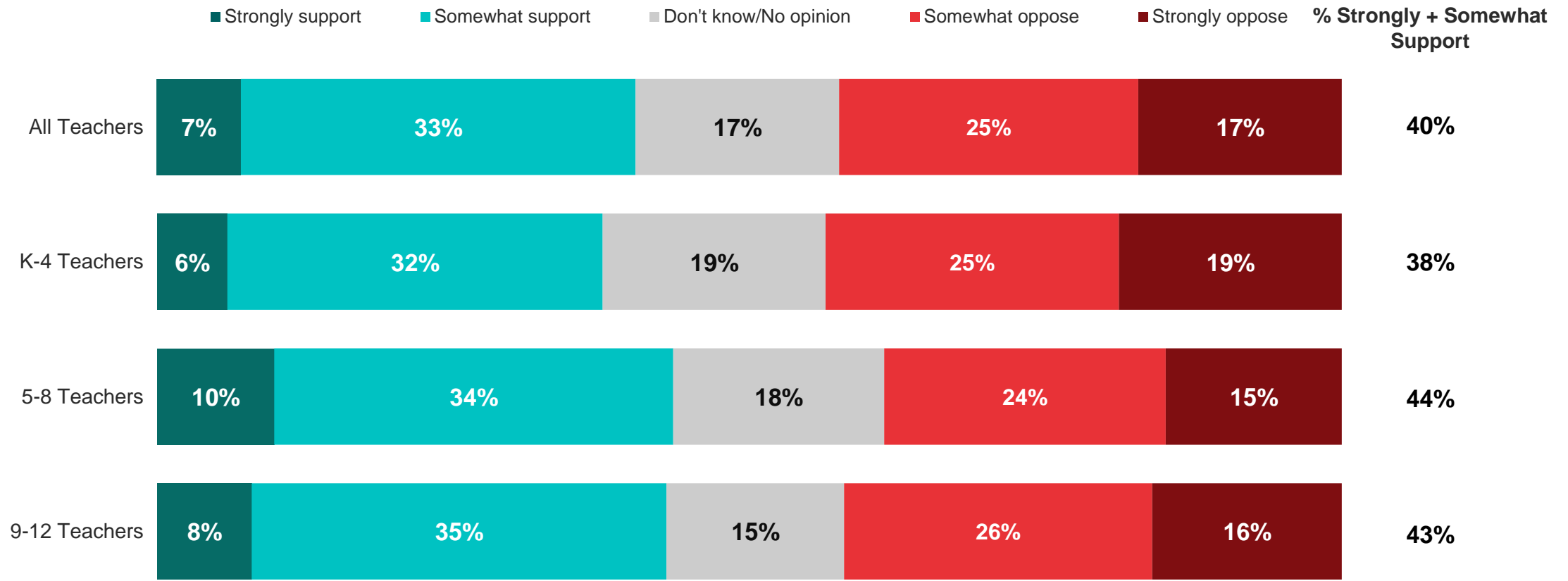
K-4 Teachers	28%
Rural	26%
Boomers	26%
Age 65+	15%

**Note:** Right-hand side data showing % “Yes, have used” includes “Yes, in free time”, “Yes, at school”, and “Yes, in free time and at school”  
**Source:** Survey conducted September 23, 2023 – September 27, 2023, U.S. K-12 education teachers

# Teachers are split in their support and opposition to using AI as a learning tool. Middle school and high school teachers are more supportive than elementary school teachers.

How do you feel about using ChatGPT or another artificial intelligence software as a learning tool?

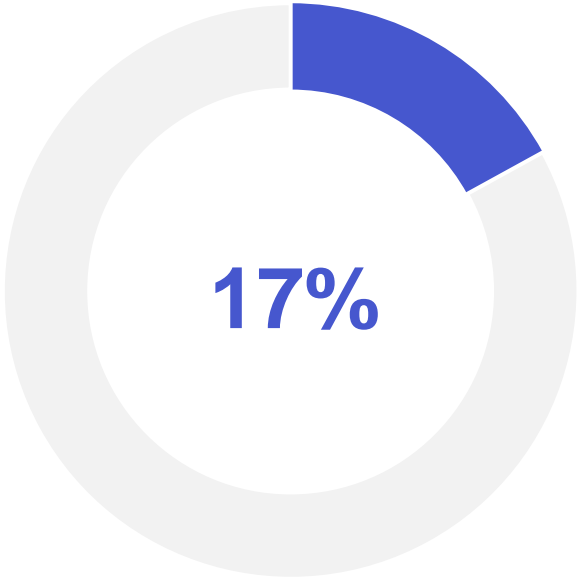
## All Teachers



# Around 1 in 5 teachers say that either they or their schools have faced situations of artificial intelligence-based plagiarism or cheating.

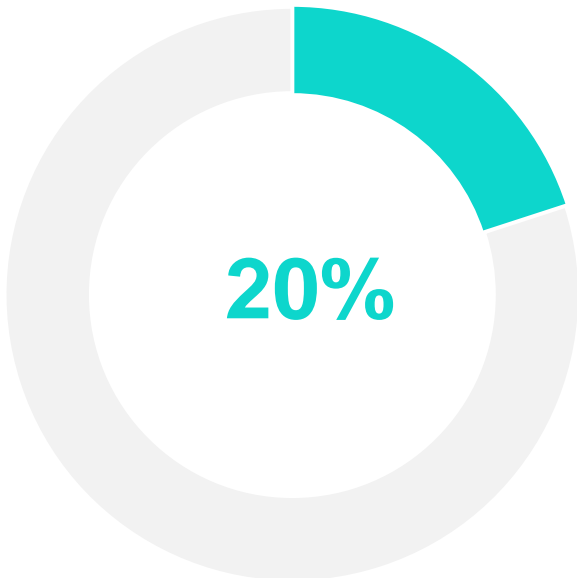
Have **you** faced any situations with ChatGPT or other artificial intelligence-based plagiarism or cheating?

**All Teachers**



Has **your school** faced any situations with ChatGPT or other artificial intelligence-based plagiarism or cheating?

**% Yes**



AGENDA

VIEWS ON K-12 EDUCATION

TEACHING PROFESSION AND EXPERIENCES

VIEWS ON TECHNOLOGIES, SOCIAL MEDIA

**SCHOOL CHOICE POLICIES**

SURVEY PROFILE AND DEMOGRAPHICS



# Policy Descriptions Used

## Education Savings Accounts

An "education savings account" in K–12 education – often called an ESA – establishes for parents a government-authorized savings account with restricted, but multiple uses for educational purposes. Parents can then use these funds to pay for: school tuition; tutoring; online education programs; therapies for students with special needs; textbooks or other instructional materials; or save for future college expenses.

## Charter Schools

Charter schools are public schools that have more control over their own budget, staff, and curriculum, and are exempt from many existing public school regulations.

## School Vouchers

A school voucher system allows parents the option of sending their child to the school of their choice, whether that school is public or private, including both religious and non-religious schools. If this policy were adopted, tax dollars currently allocated to a school district would be allocated to parents in the form of a 'school voucher' to pay partial or full tuition for the child's school.

## Open Enrollment

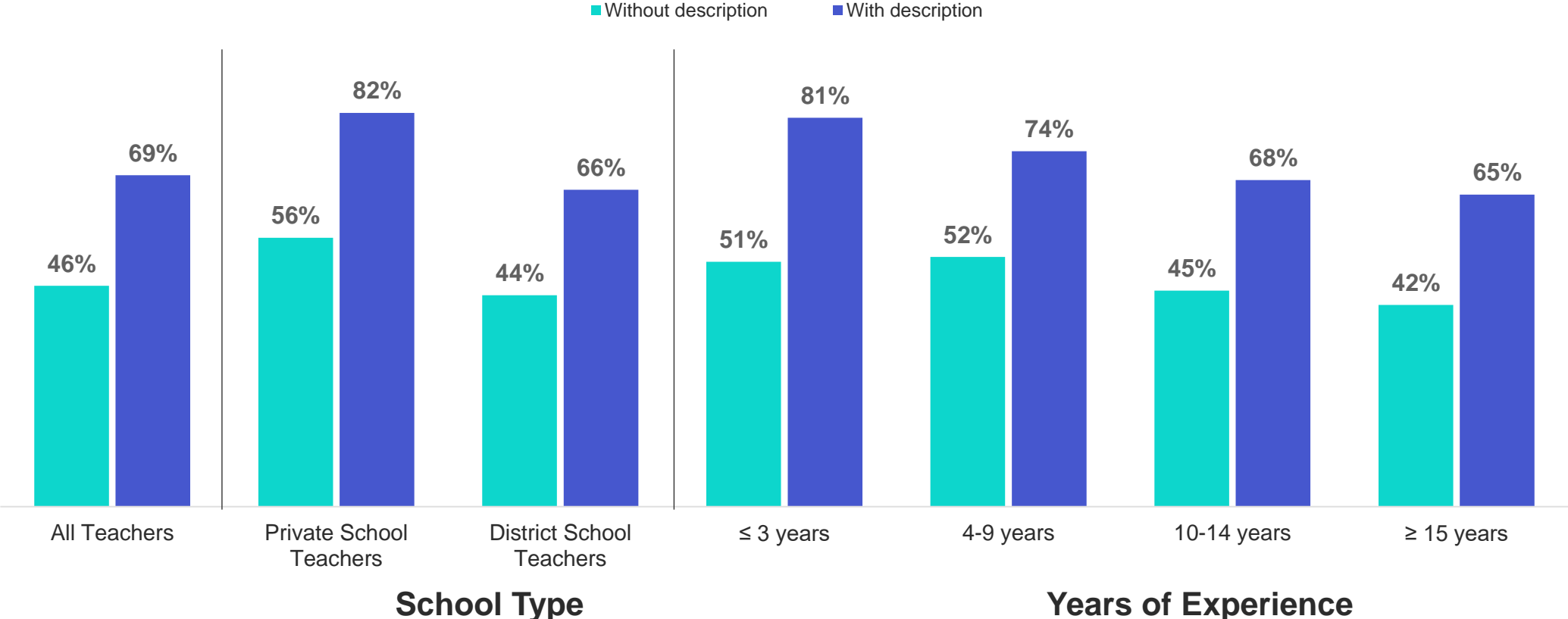
An "open enrollment" policy in K-12 education allows a student enrolled in public school to select and transfer to a public school of their choice, rather than attending a school based on where they live. A student can be allowed to transfer to a public school in another district (called "INTER-district"). The policy is based on a first come, first served process until districts are no longer able to accommodate new students.

# Nearly 70 percent of teachers support education savings accounts (ESAs). More teachers express support when given a description.

Based on what you know, or have heard from others... In general, what is your opinion of 'education savings accounts' in K–12 education?  
 An "education savings account" in K–12 education – often called an ESA – establishes for parents a government-authorized savings account with restricted, but multiple uses for educational purposes. Parents can then use these funds to pay for: school tuition; tutoring; online education programs; therapies for students with special needs; textbooks or other instructional materials; or save for future college expenses. In general, what is your opinion of an ESA system?

## All Teachers

**Total Support (Strongly Support + Somewhat Support)**



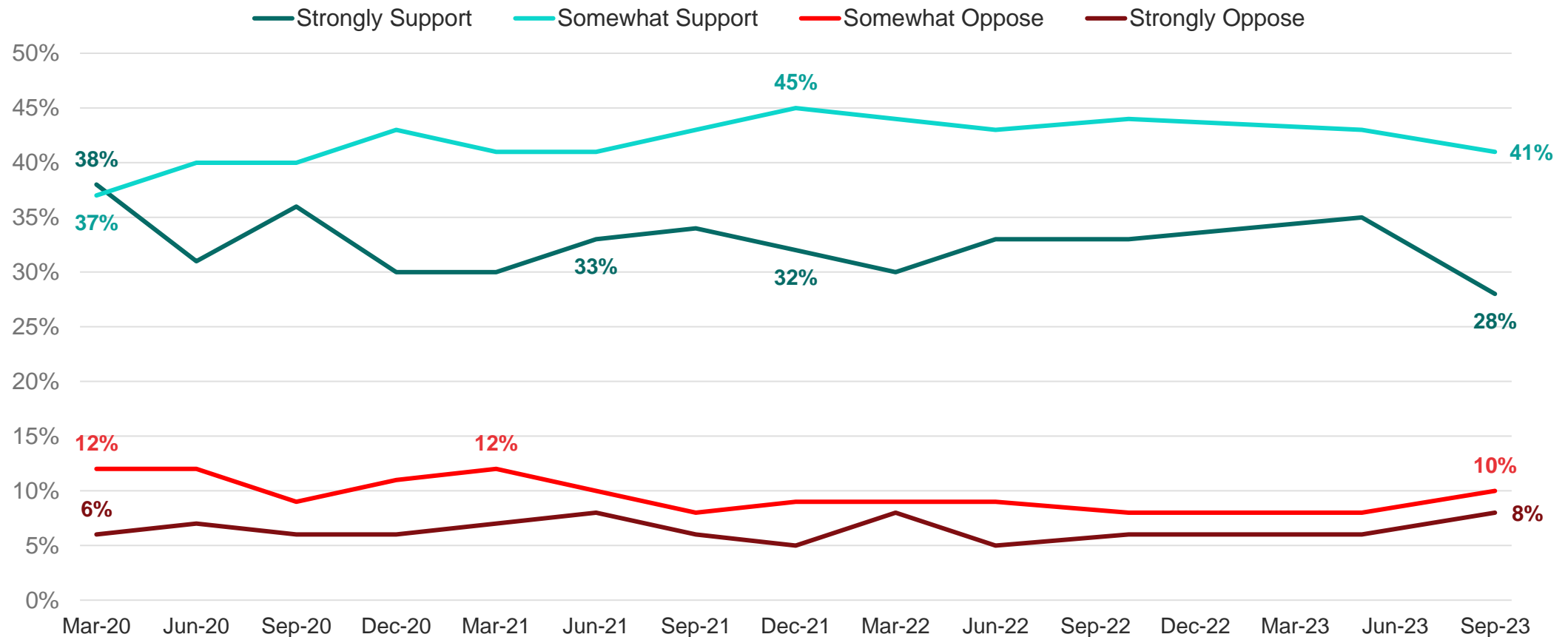
Source: Survey conducted September 23, 2023 – September 27, 2023, U.S. K-12 education teachers



# Nearly 70 percent of teachers generally support education savings accounts (ESAs). Support levels have fallen since this spring.

An "education savings account" in K–12 education – often called an ESA – establishes for parents a government-authorized savings account with restricted, but multiple uses for educational purposes. Parents can then use these funds to pay for: school tuition; tutoring; online education programs; therapies for students with special needs; textbooks or other instructional materials; or save for future college expenses. In general, what is your opinion of an ESA system?

## All Teachers



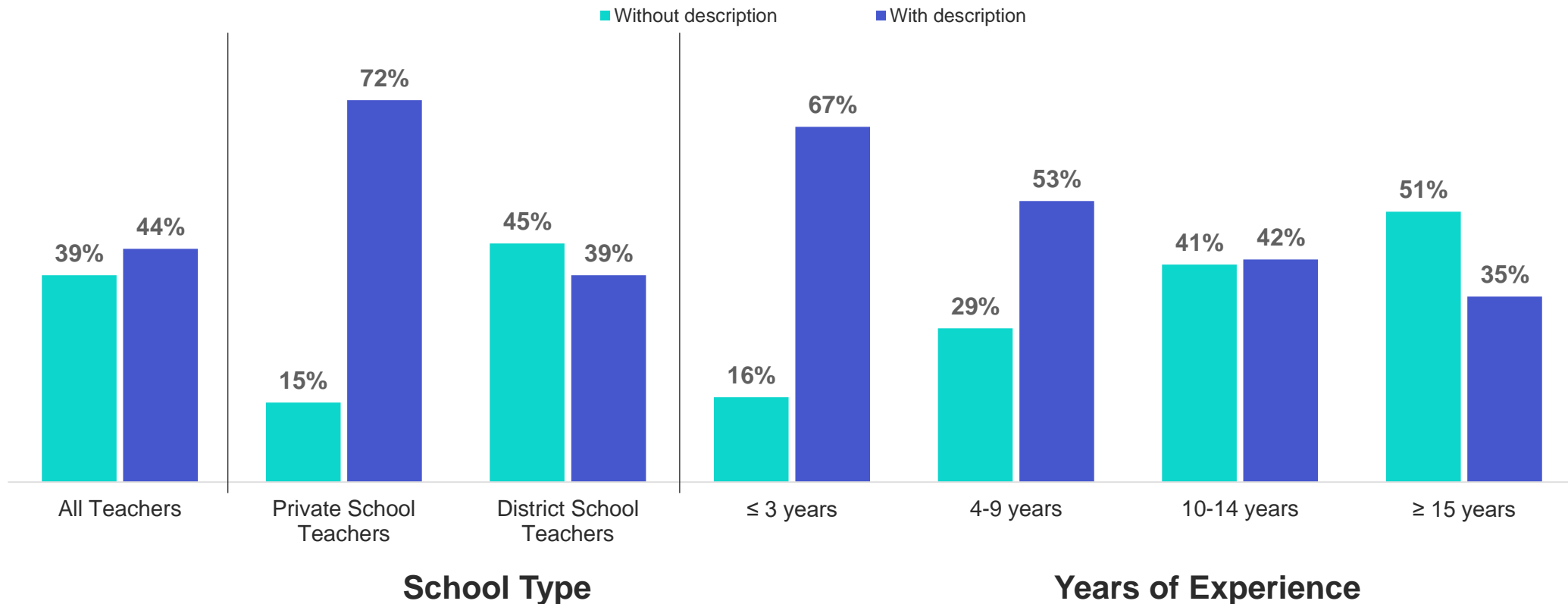
Note: Don't know/no opinion responses are not shown.

# Teachers' support for school vouchers tends to increase when they are given a description. Greatest support comes from private school teachers and those with less teaching experience.

Based on what you know, or have heard from others... In general, what is your opinion of 'school vouchers' in K-12 education?  
A school voucher system allows parents the option of sending their child to the school of their choice, whether that school is public or private, including both religious and non-religious schools. If this policy were adopted, tax dollars currently allocated to a school district would be allocated to parents in the form of a 'school voucher' to pay partial or full tuition for the child's school. In general, what is your opinion of school voucher systems?

## All Teachers

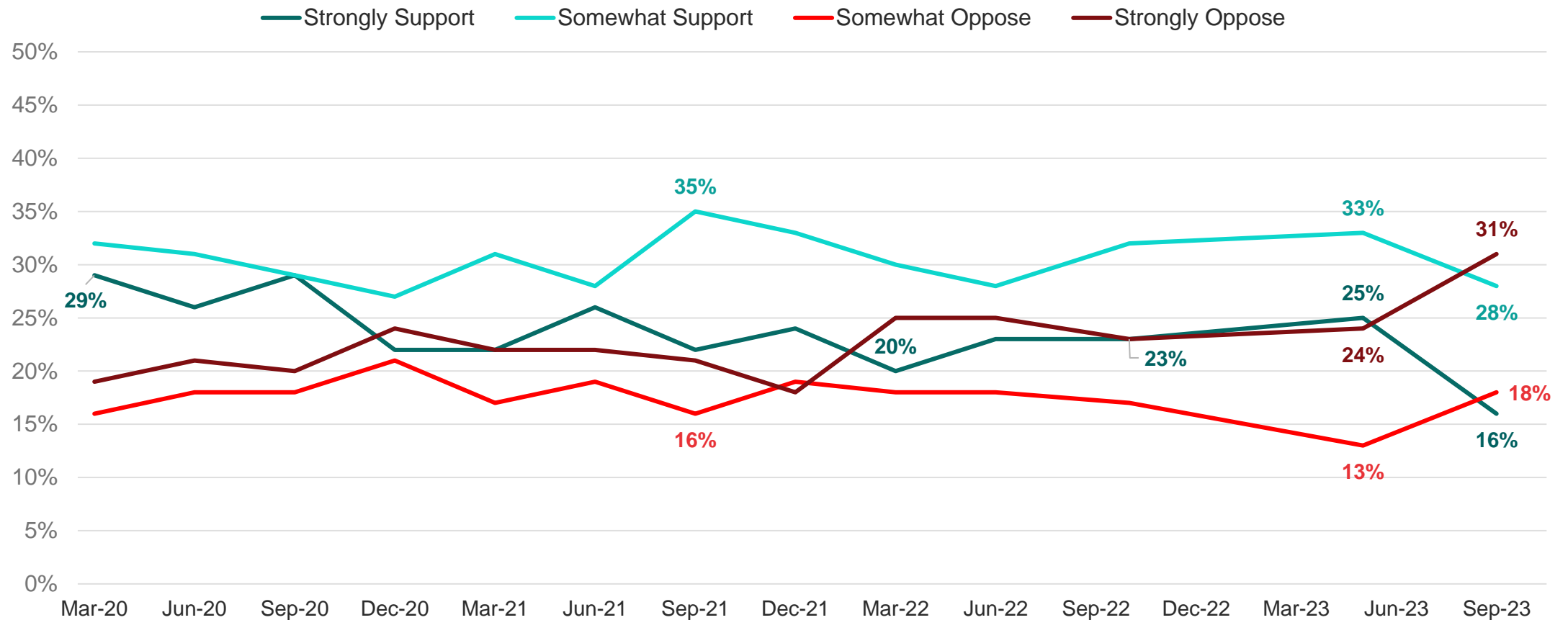
### Total Support (Strongly Support + Somewhat Support)



# Less than half of teachers support school vouchers. Teacher support for vouchers has fallen sharply since this spring.

A school voucher system allows parents the option of sending their child to the school of their choice, whether that school is public or private, including both religious and non-religious schools. If this policy were adopted, tax dollars currently allocated to a school district would be allocated to parents in the form of a 'school voucher' to pay partial or full tuition for the child's school. In general, what is your opinion of school voucher systems?

## All Teachers



Note: Don't know/no opinion responses are not shown.

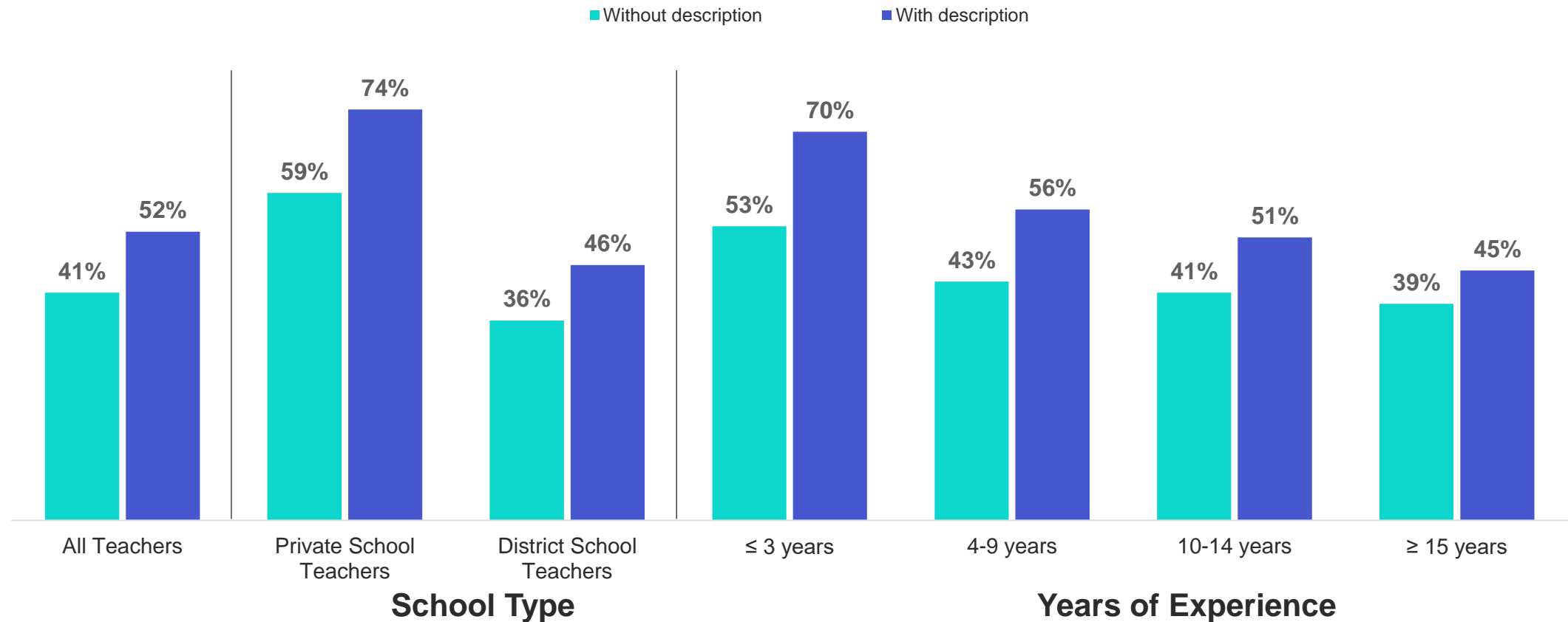
# When given a policy description, teacher support increases for charter schools. That is especially the case for those with the fewest years of teaching experience.

Based on what you know, or have heard from others... In general, what is your opinion of 'charter schools' in K–12 education?

Charter schools are public schools that have more control over their own budget, staff, and curriculum, and are exempt from many existing public school regulations. In general, what is your opinion of public charter schools?

## All Teachers

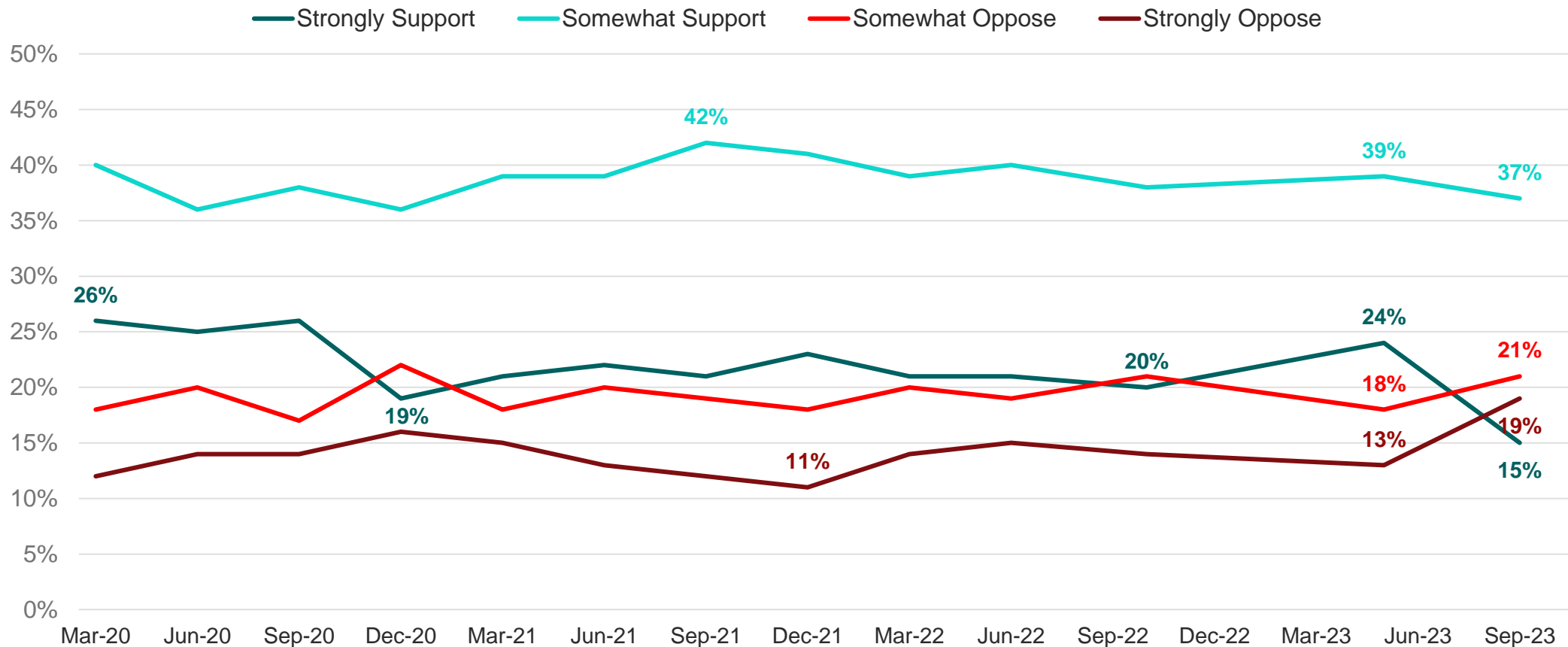
### Total Support (Strongly Support + Somewhat Support)



# More than half of teachers support public charter schools. Strong support has fallen since this spring.

Charter schools are public schools that have more control over their own budget, staff, and curriculum, and are exempt from many existing public school regulations. In general, what is your opinion of public charter schools?

## All Teachers



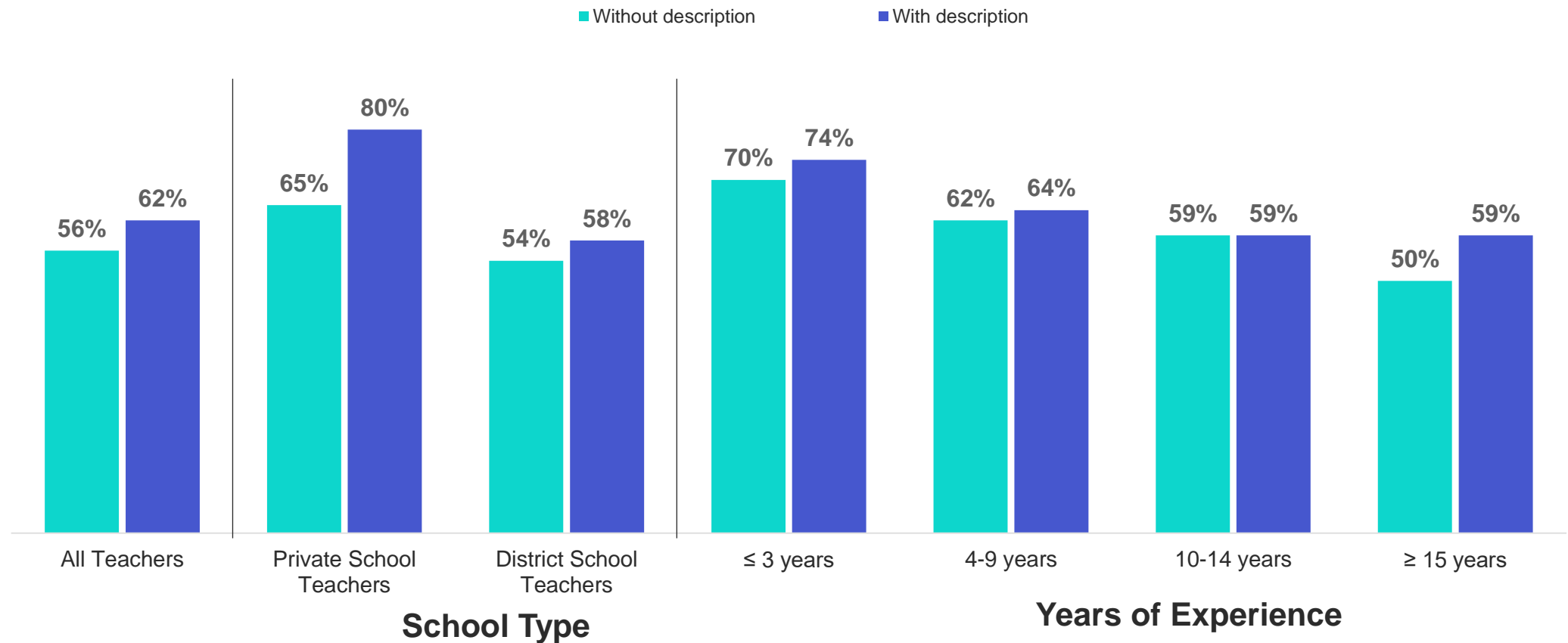
Note: Don't know/no opinion responses are not shown.

# Teachers' support is high for inter-district open enrollment. When a policy description is provided, support increases the most among private school teachers.

Based on what you know, or have heard from others... In general, what is your opinion of "open enrollment" policies in K-12 education? An "open enrollment" policy in K-12 education allows a student enrolled in public school to select and transfer to a public school of their choice, rather than attending a school based on where they live. A student can be allowed to transfer to a public school in another district (called "INTER-district"). The policy is based on a first come, first served process until districts are no longer able to accommodate new students. In general, what is your opinion of an open enrollment system?

## All Teachers

## Total Support (Strongly Support + Somewhat Support)



AGENDA

VIEWS ON K-12 EDUCATION

TEACHING PROFESSION AND EXPERIENCES

VIEWS ON TECHNOLOGIES, SOCIAL MEDIA

SCHOOL CHOICE POLICIES

**SURVEY PROFILE AND DEMOGRAPHICS**



# Survey Profile, 1

<b>Dates</b>	September 23 – September 27 , 2023
<b>Survey Data Collection &amp; Quality Control</b>	Morning Consult
<b>Survey Sponsor</b>	EdChoice
<b>Population</b>	K-12 Education Teachers
<b>Sampling Frame</b> States,	National sample of K-12 teachers (age 18+) living in the United States, including the District of Columbia
<b>Sampling Method</b>	Non-Probability, Stratified (based on Gender, Years of Experience)
<b>Mode</b>	Online Survey
<b>Language</b>	English



## Survey Profile, 2

<b>Survey Time</b>	Median = 12.42 minutes
<b>Sample Size</b>	Total, N = 1041
<b>Oversampling?</b>	None
<b>Quotas?</b>	Age, Years of Teaching Experience
<b>Weighting?</b>	Age, Race, Ethnicity, Gender, Teaching Experience
<b>Measure of Precision</b>	± 3.08 percentage points
<b>Participation Rate</b>	47.51%
<b>Project Contact</b>	Paul DiPerna, paul@edchoice.org

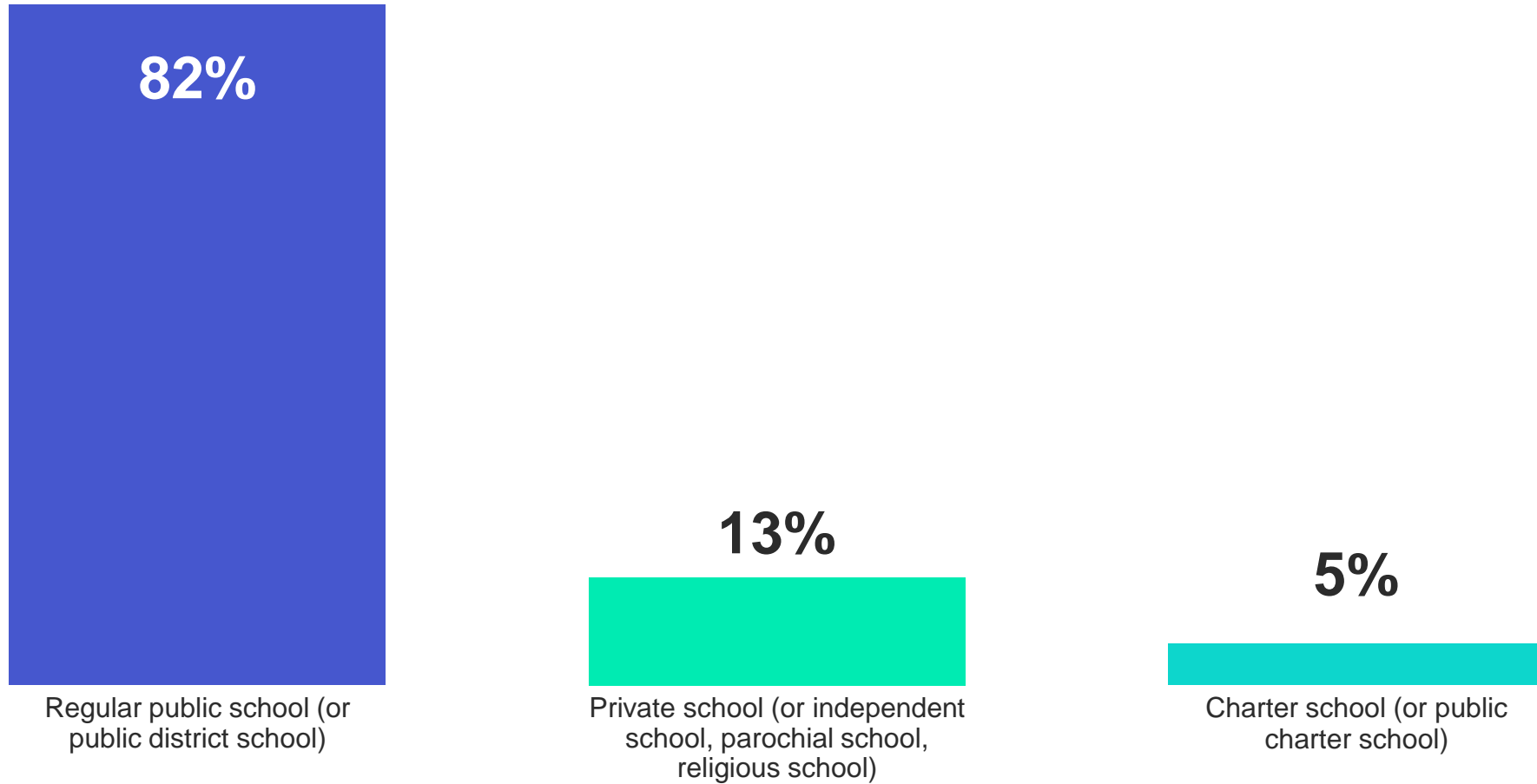
# Total Teacher Sample Demographics

Demographics	Unweighted (N = )
Hispanic	113
White	868
Asian American	29
Black	108
Other	23
Generation Z	41
Millennial	533
Generation X	238
Boomers	219
Northeast	235
Midwest	203
South	451
West	152

Demographics	Unweighted (N = )
Male	218
Female	823
Democrat	457
Independent	233
Republican	304
Urban	204
Suburban	582
Small Town	106
Rural	149
Low Income <\$35K	126
Middle Income \$35K to <\$75K	359
High Income \$75K+	556
LGBTQ	90

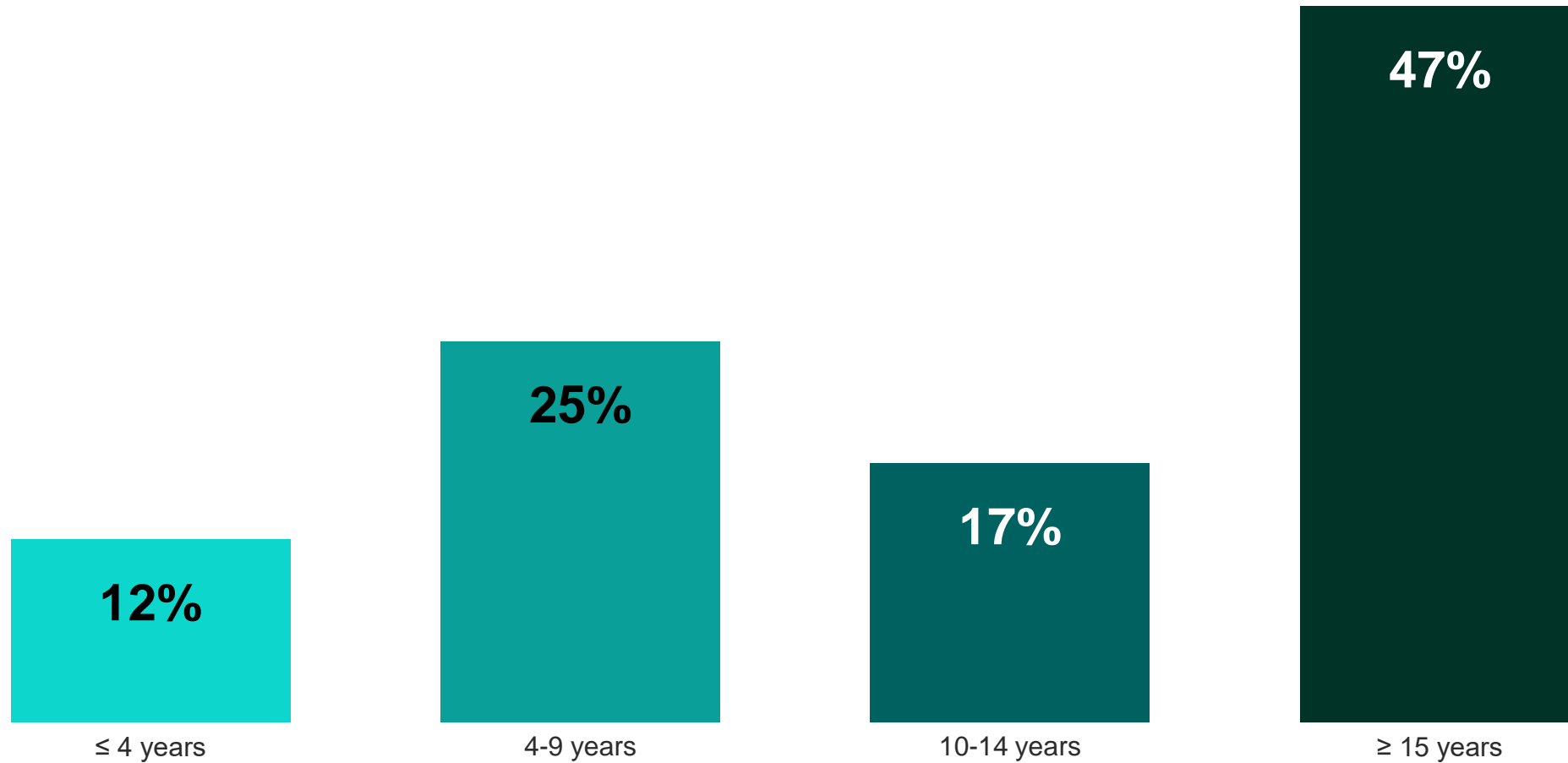
# Where do you currently teach?

## All Teachers



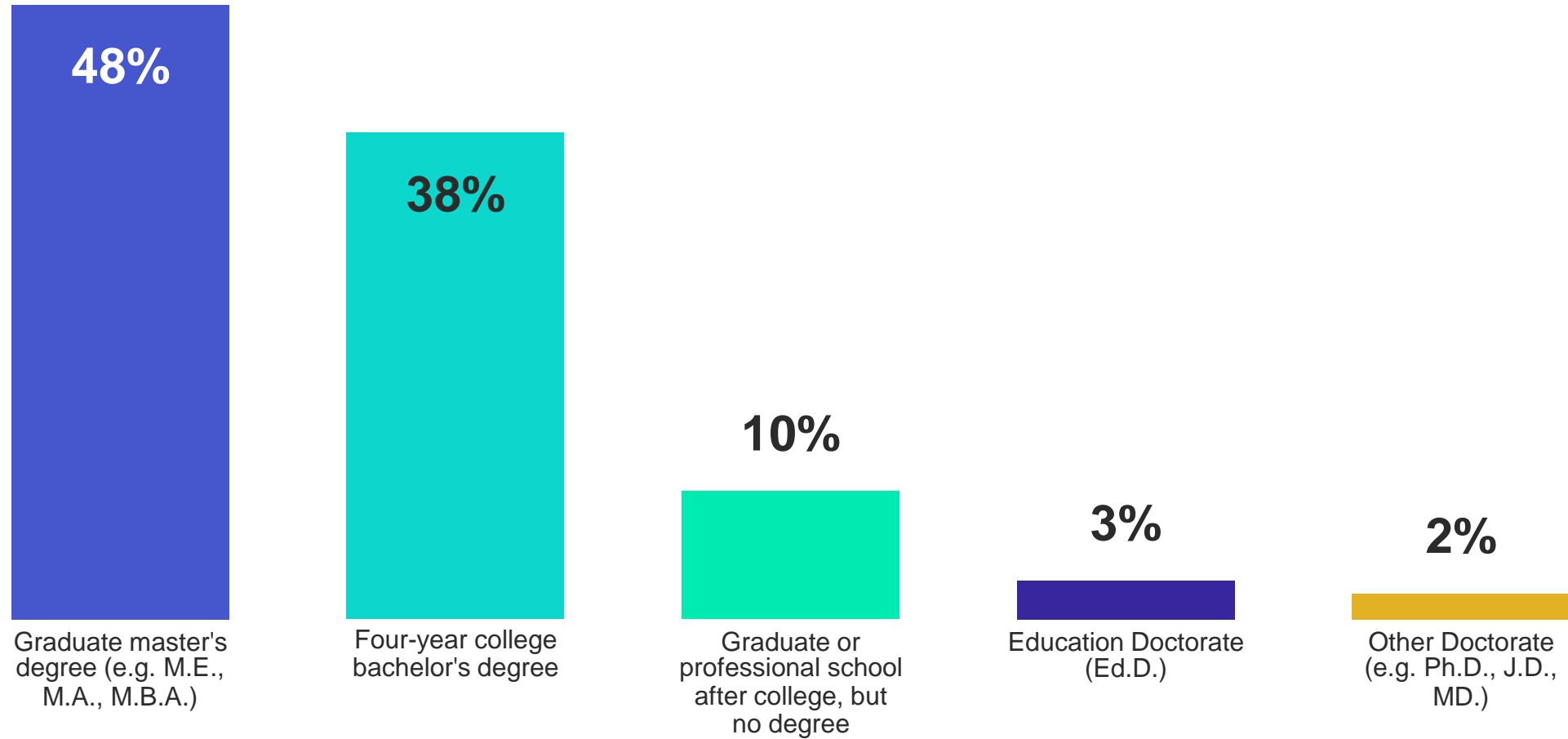
Counting this school year, how many years have you been a school teacher, including part-time teaching?

*All Teachers*



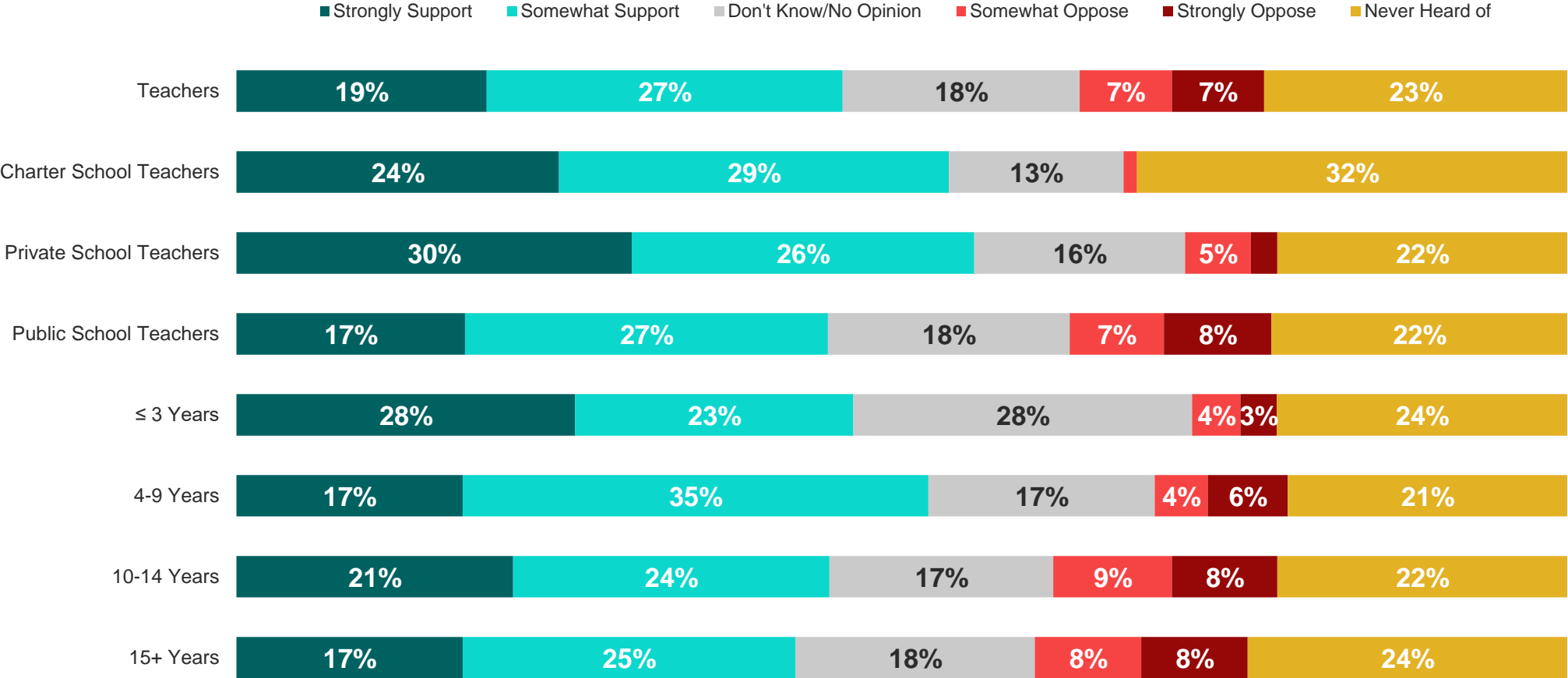
# What is the last grade or class you completed in school?

## All Teachers



# Based on what you know, or have heard from others... In general, what is your opinion of 'education savings accounts' in K–12 education?

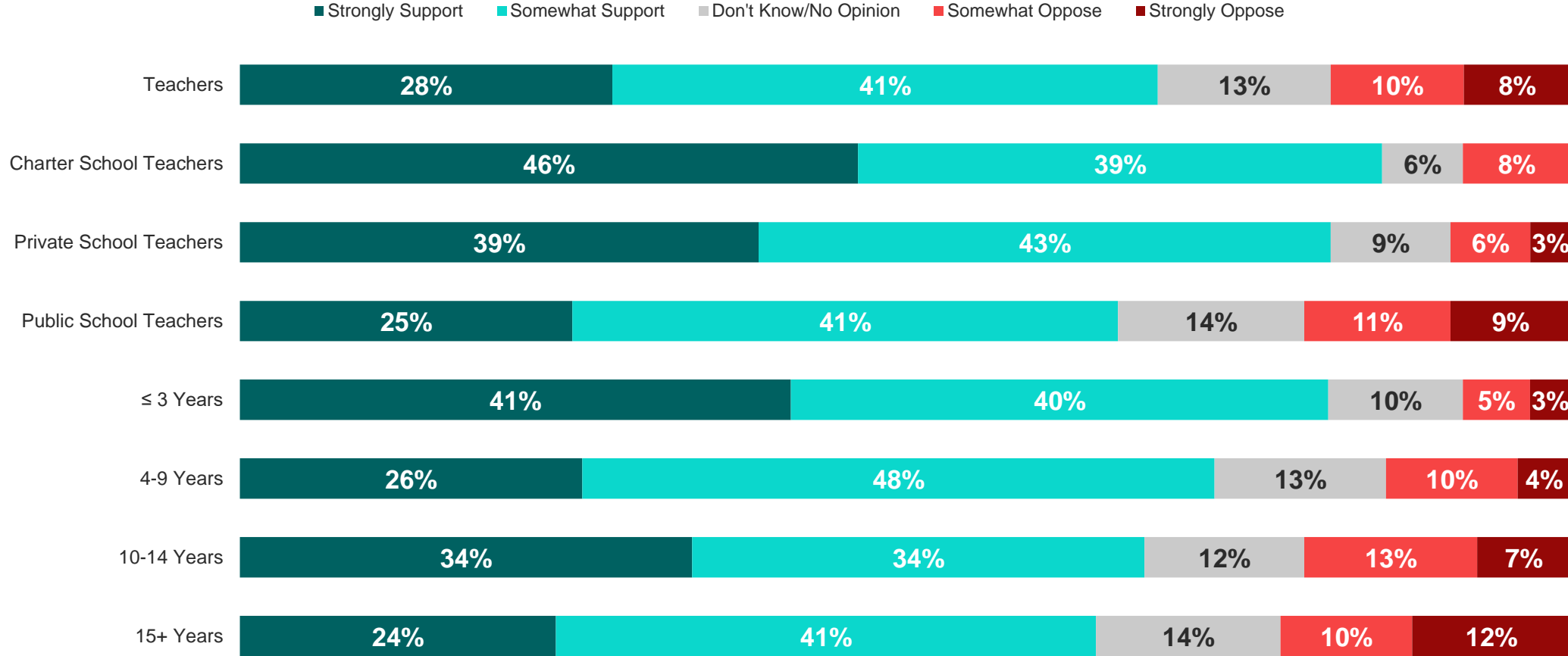
## All Teachers



Source: Survey conducted September 23, 2023 – September 27, 2023, U.S. K-12 education teachers

An "education savings account" in K–12 education – often called an ESA – establishes for parents a government-authorized savings account with restricted, but multiple uses for educational purposes. Parents can then use these funds to pay for: school tuition; tutoring; online education programs; therapies for students with special needs; textbooks or other instructional materials; or save for future college expenses. In general, what is your opinion of an ESA system?

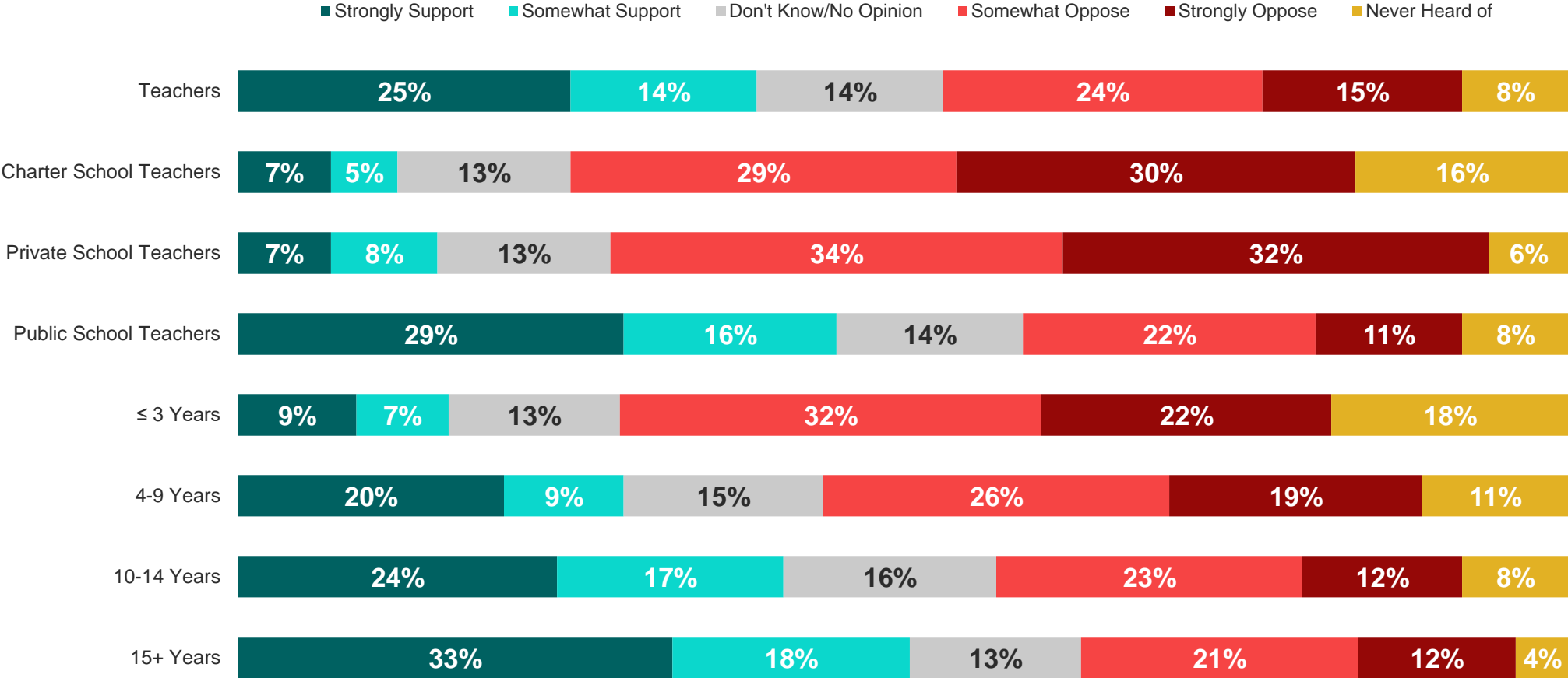
**All Teachers**



Source: Survey conducted September 23, 2023 – September 27, 2023, U.S. K-12 education teachers

# Based on what you know, or have heard from others... In general, what is your opinion of 'school vouchers' in K-12 education?

## All Teachers

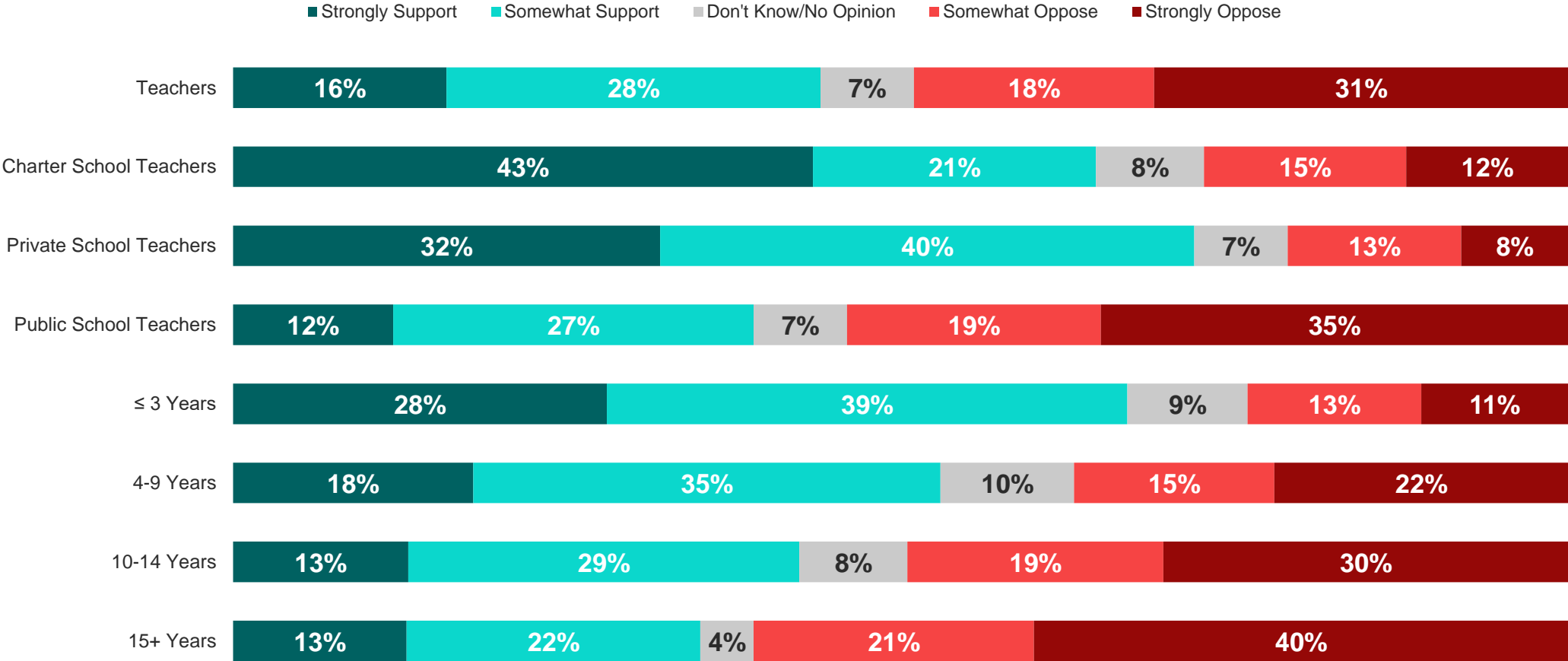


Source: Survey conducted September 23, 2023 – September 27, 2023, U.S. K-12 education teachers



A school voucher system allows parents the option of sending their child to the school of their choice, whether that school is public or private, including both religious and non-religious schools. If this policy were adopted, tax dollars currently allocated to a school district would be allocated to parents in the form of a 'school voucher' to pay partial or full tuition for the child's school. In general, what is your opinion of school voucher systems?

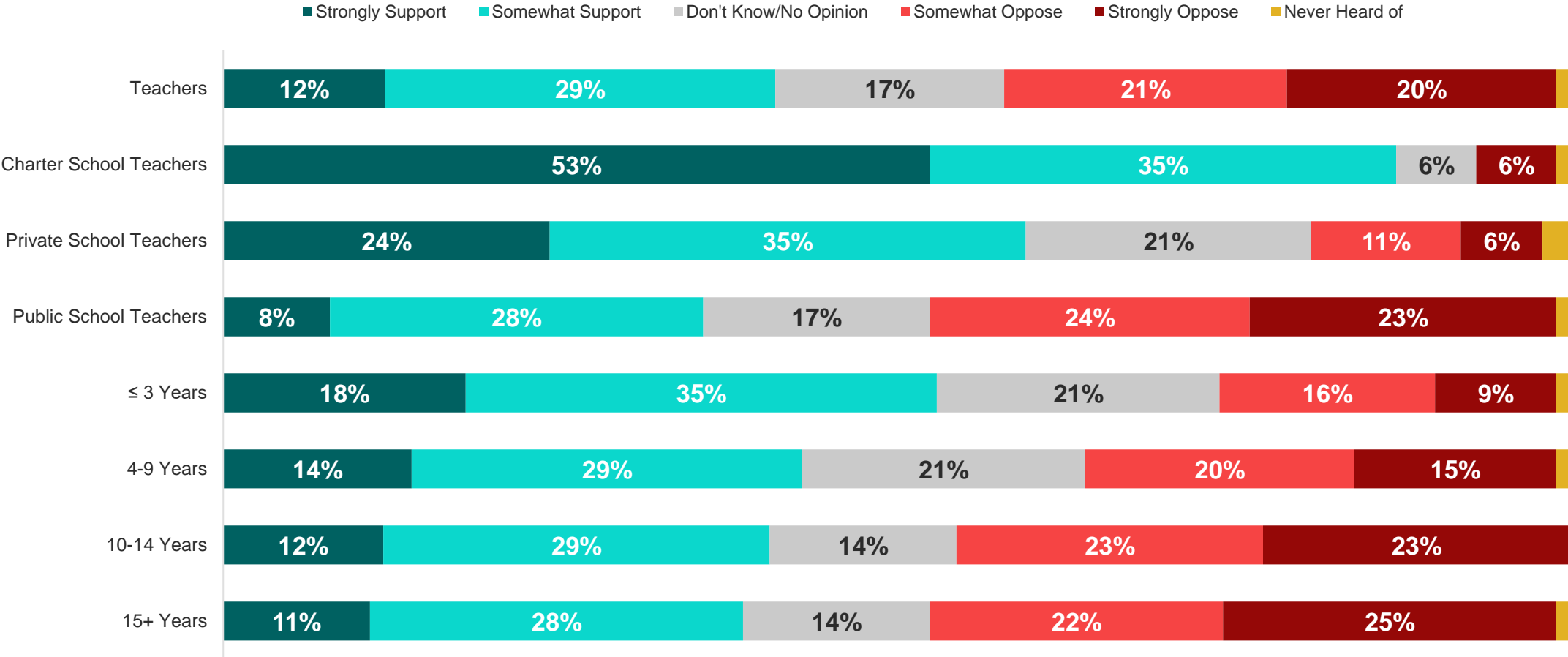
**All Teachers**



Source: Survey conducted September 23, 2023 – September 27, 2023, U.S. K-12 education teachers

# Based on what you know, or have heard from others... In general, what is your opinion of 'charter schools' in K-12 education?

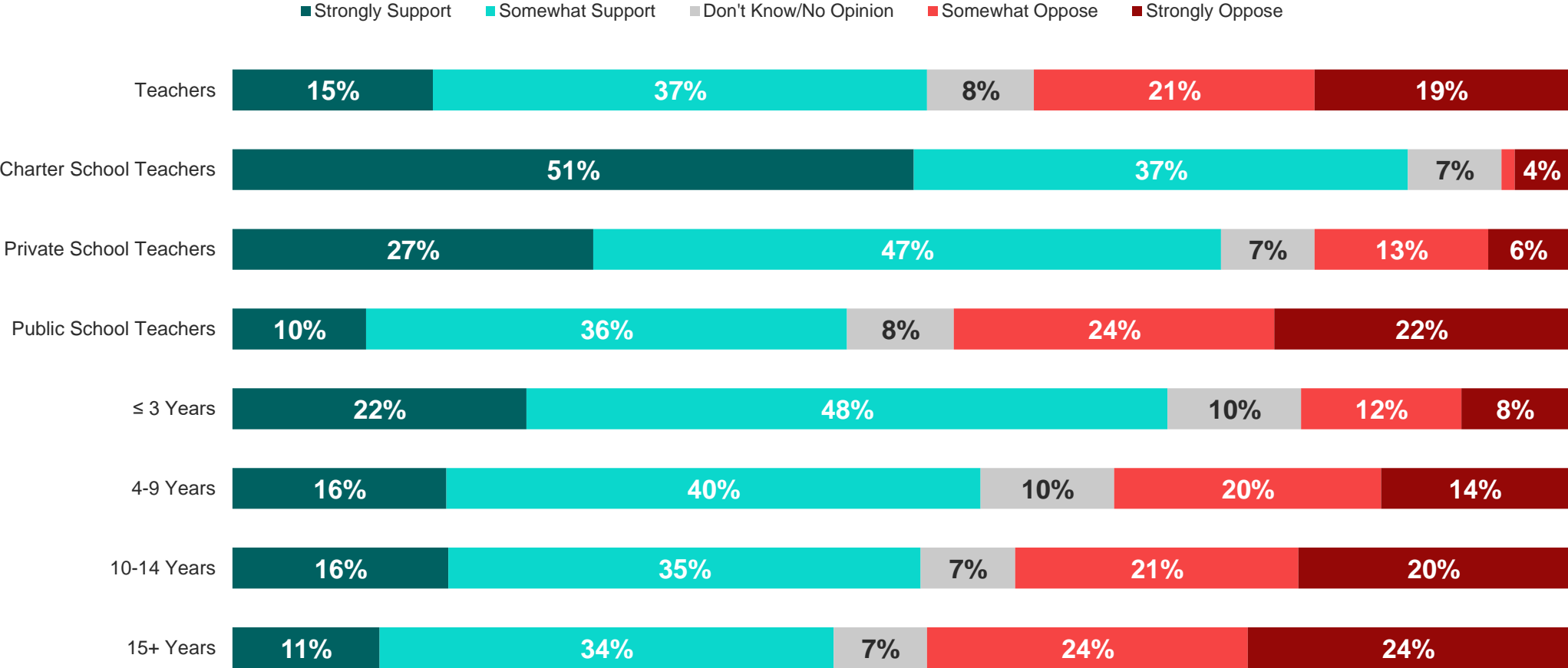
## All Teachers



Source: Survey conducted September 23, 2023 – September 27, 2023, U.S. K-12 education teachers

Charter schools are public schools that have more control over their own budget, staff, and curriculum, and are exempt from many existing public school regulations. In general, what is your opinion of public charter schools?

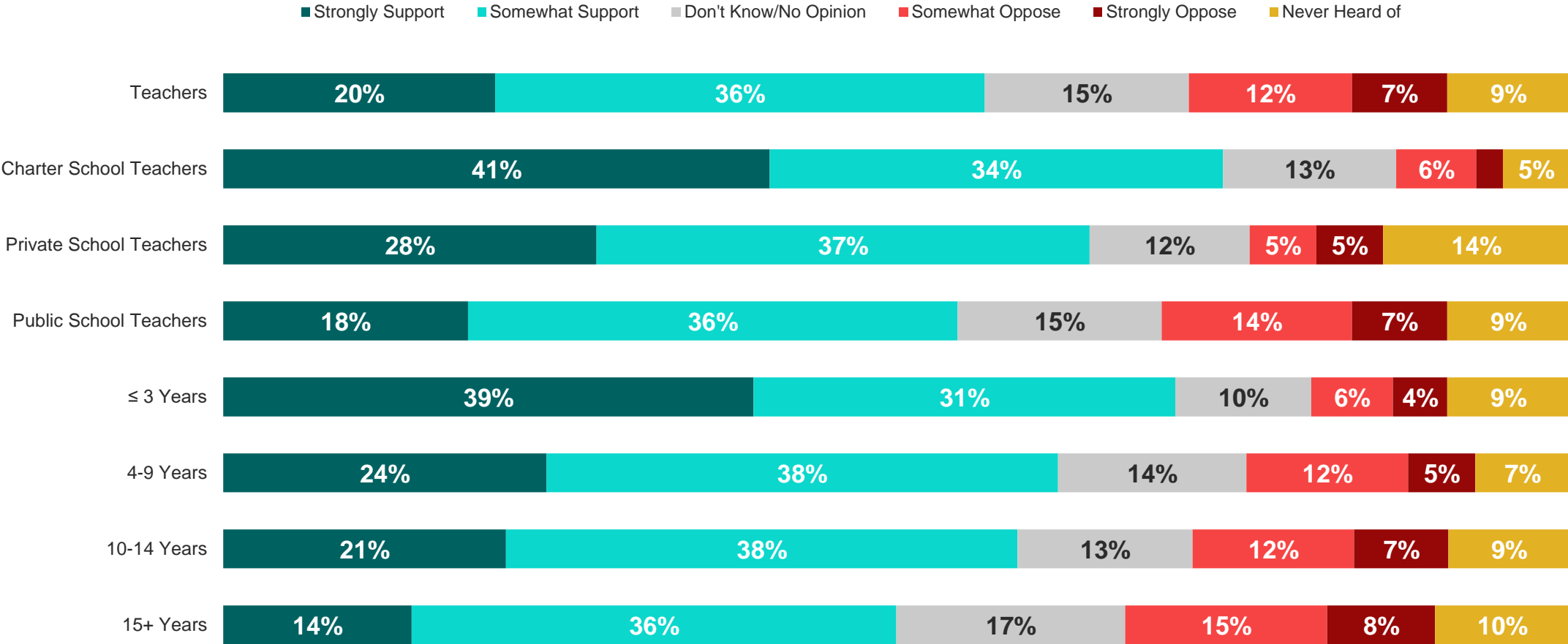
**All Teachers**



Source: Survey conducted September 23, 2023 – September 27, 2023, U.S. K-12 education teachers

# Based on what you know, or have heard from others In general, what is your opinion of 'open enrollment' policies in K–12 education?

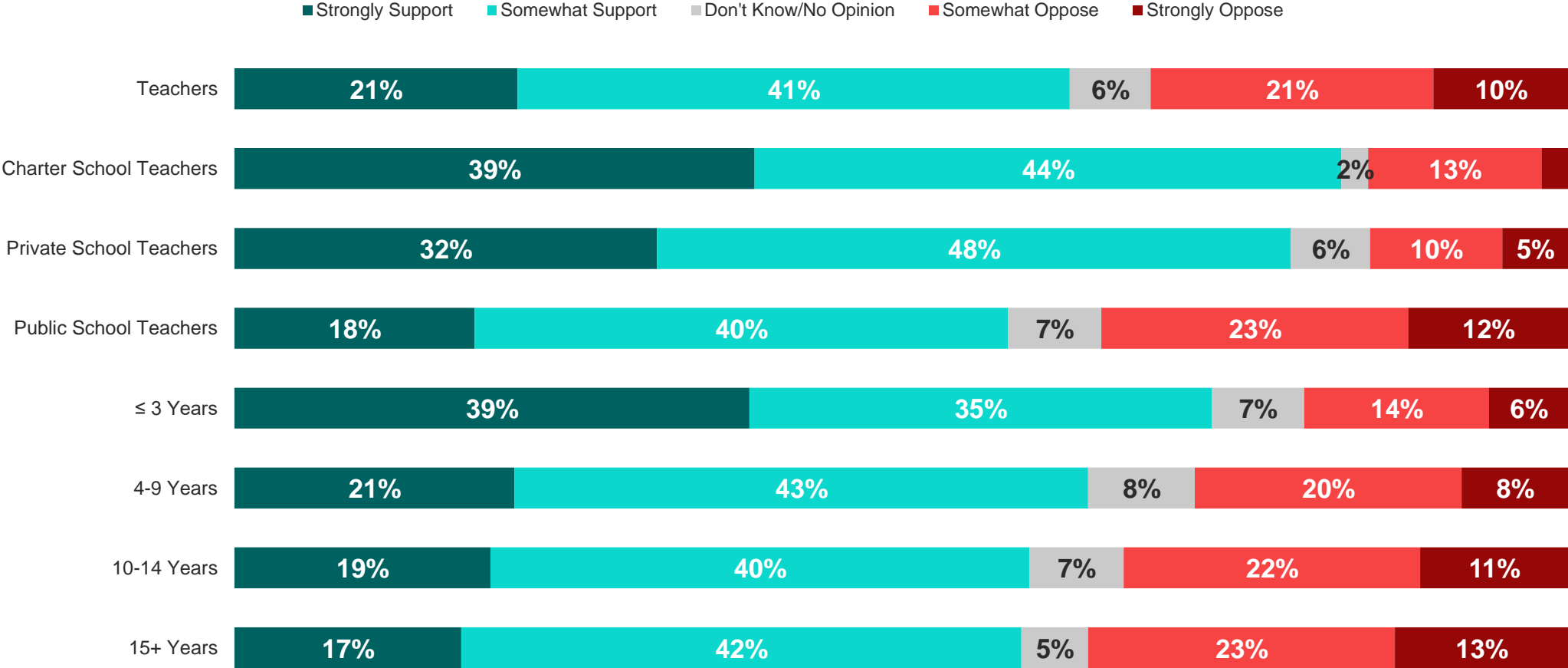
## All Teachers



Source: Survey conducted September 23, 2023 – September 27, 2023, U.S. K-12 education teachers

An 'open enrollment' policy in K-12 education allows a student enrolled in public school to select and transfer to a public school of their choice, rather than attending a school based on where they live. A student can be allowed to transfer to a public school in another district (called 'INTER-district'). The policy is based on a first come, first served process until districts are no longer able to accommodate new students. In general, what is your opinion of an open enrollment system?

**All Teachers**



Source: Survey conducted September 23, 2023 – September 27, 2023, U.S. K-12 education teachers

WHO WE ARE

 **MORNING CONSULT**<sup>®</sup>

Morning Consult is a global data intelligence company delivering insights on what people think in real time.

By surveying tens of thousands across the globe every day, Morning Consult is unmatched in scale and speed: It determines the true measure of what people think and how their decisions impact business, politics and the economy.

Industry leaders rely on Morning Consult's proprietary technology and analysis for real-time intelligence to transform information into a competitive advantage.



 **CHOICE**

EdChoice is a 501(c)(3) nonprofit, nonpartisan organization. Our mission is to advance educational freedom and choice for all as a pathway to successful lives and a stronger society. We are committed to understanding and pursuing a K–12 education ecosystem that empowers every family to choose the learning environment that fits their children's needs best.

Learn more at: [EDCHOICE.ORG](https://edchoice.org)



[MORNINGCONSULT.COM](https://morningconsult.com)