

 edCHOICE

TEENS AND THEIR  
SCHOOLING PERSPECTIVES

A National Polling Report

SPRING 2023

# KEY FINDINGS

1. More than 40 percent of teens have heard a lot or some about ChatGPT. Nearly one-third have heard nothing at all about the artificial intelligence program.
2. Teens indicate their lives have improved in many areas since the height of the pandemic. They continue to feel better about their relationships with their close friends and immediate family since the pandemic. Stress and anxiety remain challenges for this group.
3. Roughly half of the teens feel positive about their future. Generally, teens feel more supported when it comes to their future and academics than when it comes to mental health.
4. Teens feel more supported when it comes to their future and their academics, but less so when it comes to mental health. Teens say their schools address mental health less well than other issues like guns, violent behaviors, and bullying.
5. Teens are most satisfied with their life direction, academic performance, and their relationships with their family members, and least satisfied with their mental health and their support system.
6. Nearly one in four teens either have no specific post-high school plans or do not know what they will do. Compared to last fall, teens are feeling less prepared for education beyond high school. Those planning on attending a community college are more likely to feel prepared than those pursuing a 4-year university or college.
7. Parents are nearly twice as likely as teens to be very concerned about a violent intruder entering their school. Nearly 30 percent of teens expressed this fear.
8. One-third of teens have changed schools in the last three years. Among that group, most have changed schools once. Two in five teens have changed schools more than twice.
9. Teens cite skills for future employment as the most important thing to learn while at school. Core academic subjects and fixing social problems are of the least importance to teens.

**Methodology:** This poll was conducted between March 24 – April 5, 2023 among a national sample of 1,000 Teens. The interviews were conducted online and the data were weighted to approximate a target sample of Teens based on gender, age, race, and region. Results from the full survey have a measure of precision of plus or minus 3.1 percentage points.

AGENDA

## TEEN PERSPECTIVES

SCHOOLING EXPERIENCES

SUPPORT FOR TEENS

SURVEY PROFILE AND DEMOGRAPHICS



# About half of teens express positivity when it comes to their current feelings. Only two in five teens feel in control of their lives.

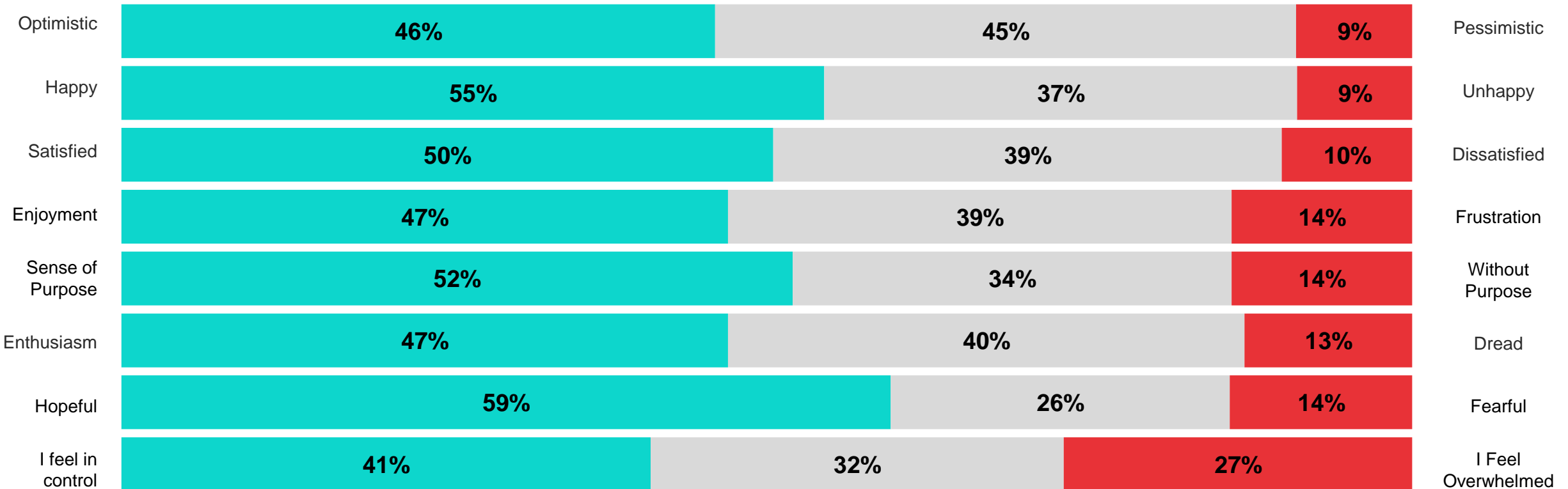
When thinking about the future, please select which of these words best describes how you feel right now?

## Teens

Agree more with this statement ←

Neutral

→ Agree more with this statement



Pessimistic

Unhappy

Dissatisfied

Frustration

Without Purpose

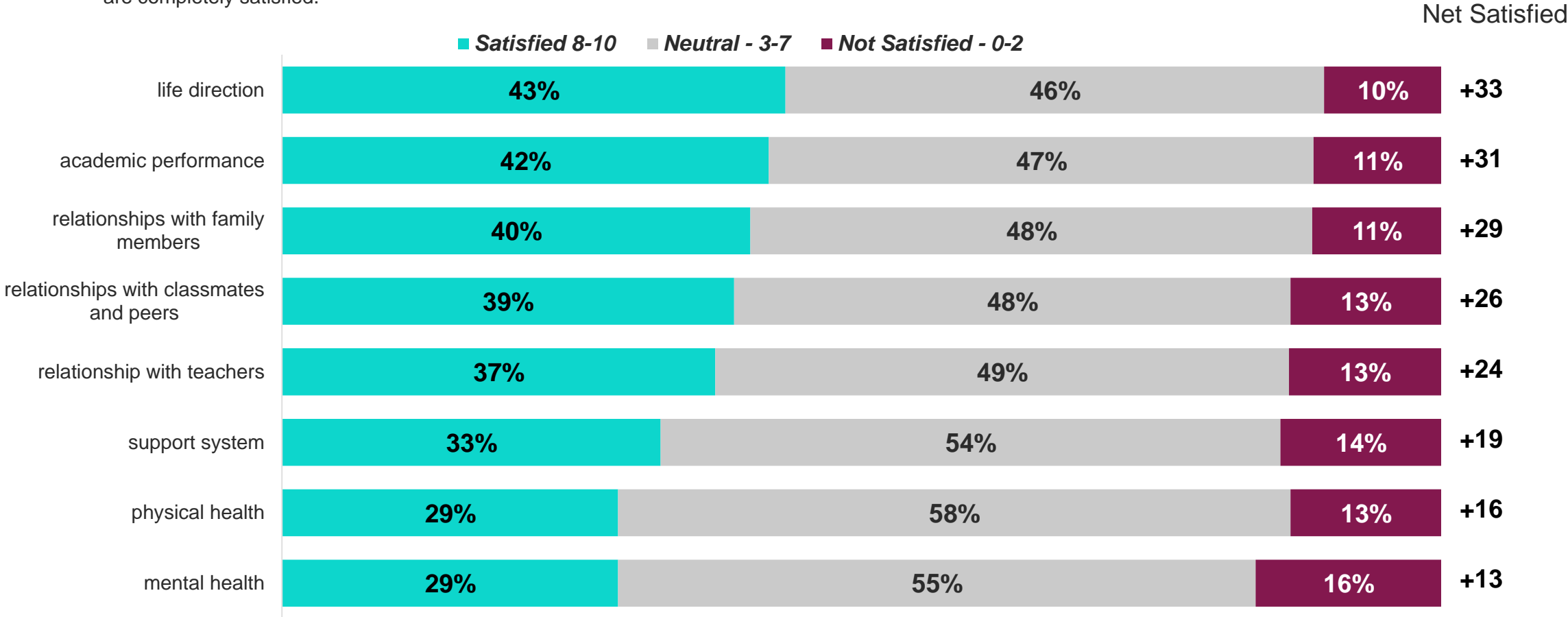
Dread

Fearful

I Feel Overwhelmed

# Teens are most satisfied with their life direction, academic performance, and their relationships with their family members, and least satisfied with their mental health and physical health.

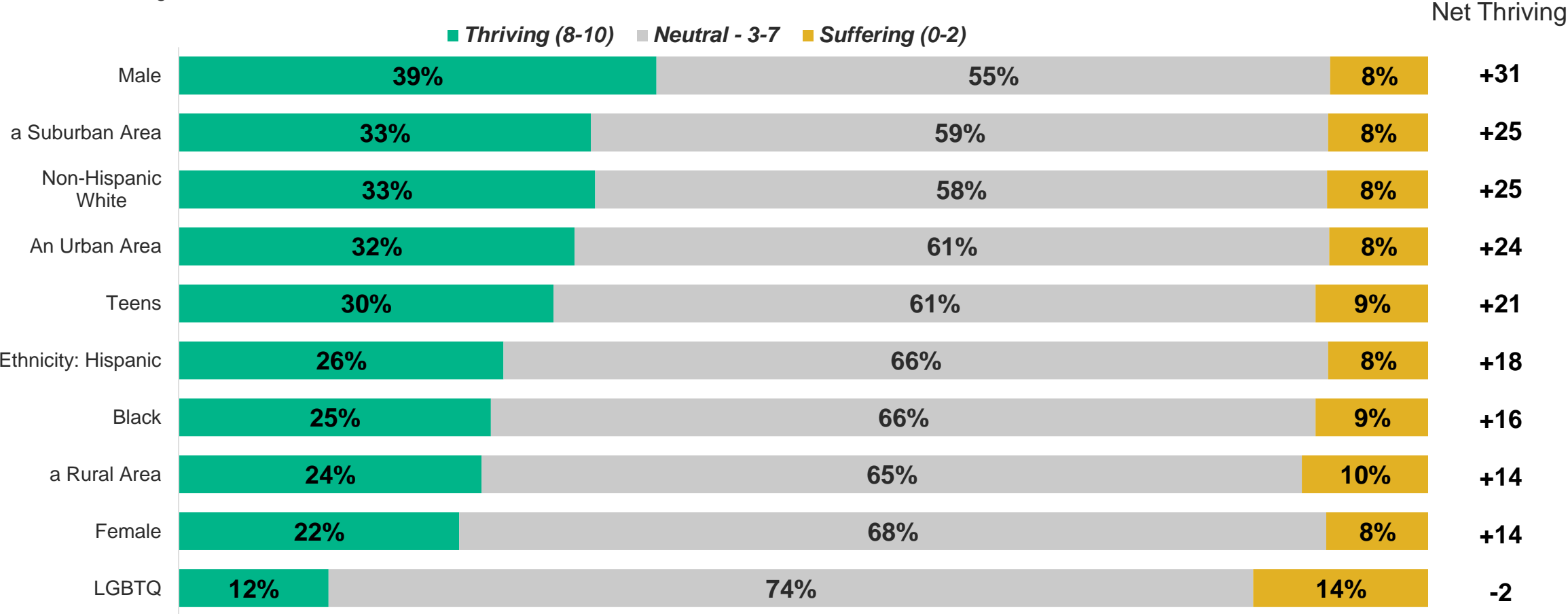
For each of the following, please rate how personally satisfied you are in these areas on a scale from 0 to 10, where 0 means you are not at all satisfied and 10 means you are completely satisfied.



Source: Survey conducted March 24 – April 5, 2023, among U.S. Teens (ages 13-18)

Overall, almost one-third of teens say they are “thriving” to some degree. Males feel more positive than females and urban and suburban teens fare better than rural teens. LGBTQ teens show a much lower level of thriving compared to others.

How do you generally feel about your life on a scale from 0 to 10, where 0 means you feel like you are suffering to a high degree and 10 means you are thriving to a high degree.



Source: Survey conducted March 24 – April 5, 2023, among U.S. Teens (ages 13-18)

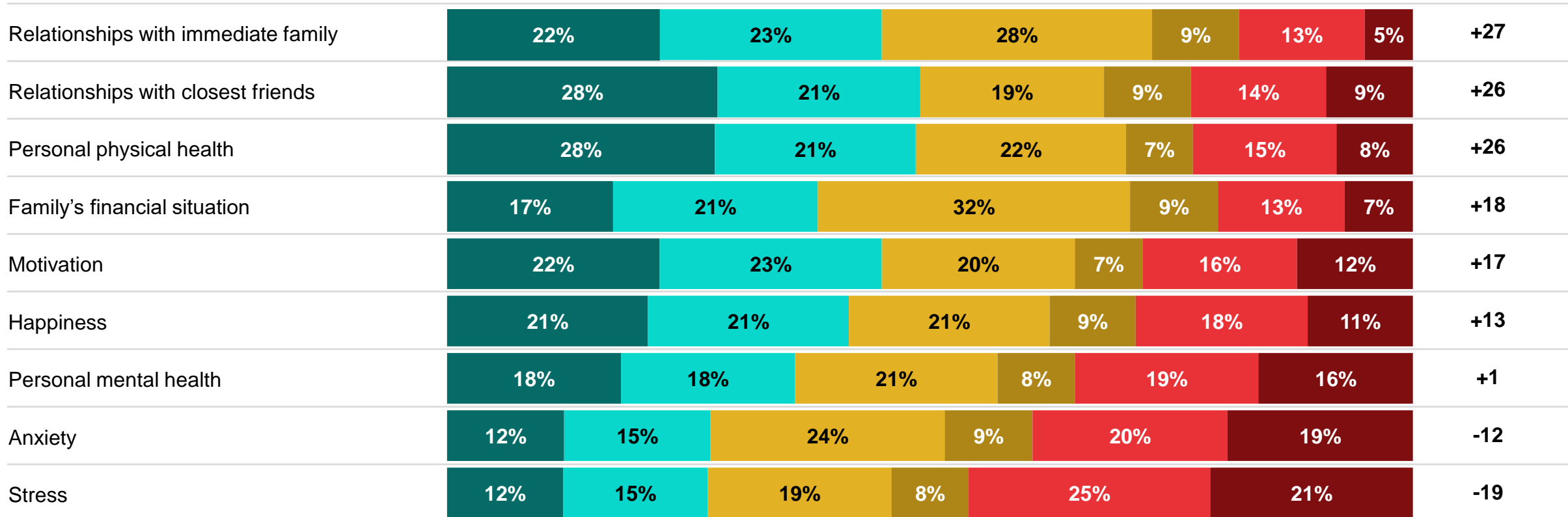
# Teens continue to feel better about their relationships with close friends and immediate family since the pandemic, though stress and anxiety remain challenges.

Since the coronavirus (COVID-19) pandemic started in March of 2020, how have each of the following changed for you? Select one per row.

## Teens

■ Much better   
 ■ Somewhat better   
 ■ Stayed about the same during the pandemic   
 ■ Back to about the same as before the pandemic   
 ■ Somewhat worse   
 ■ Much worse

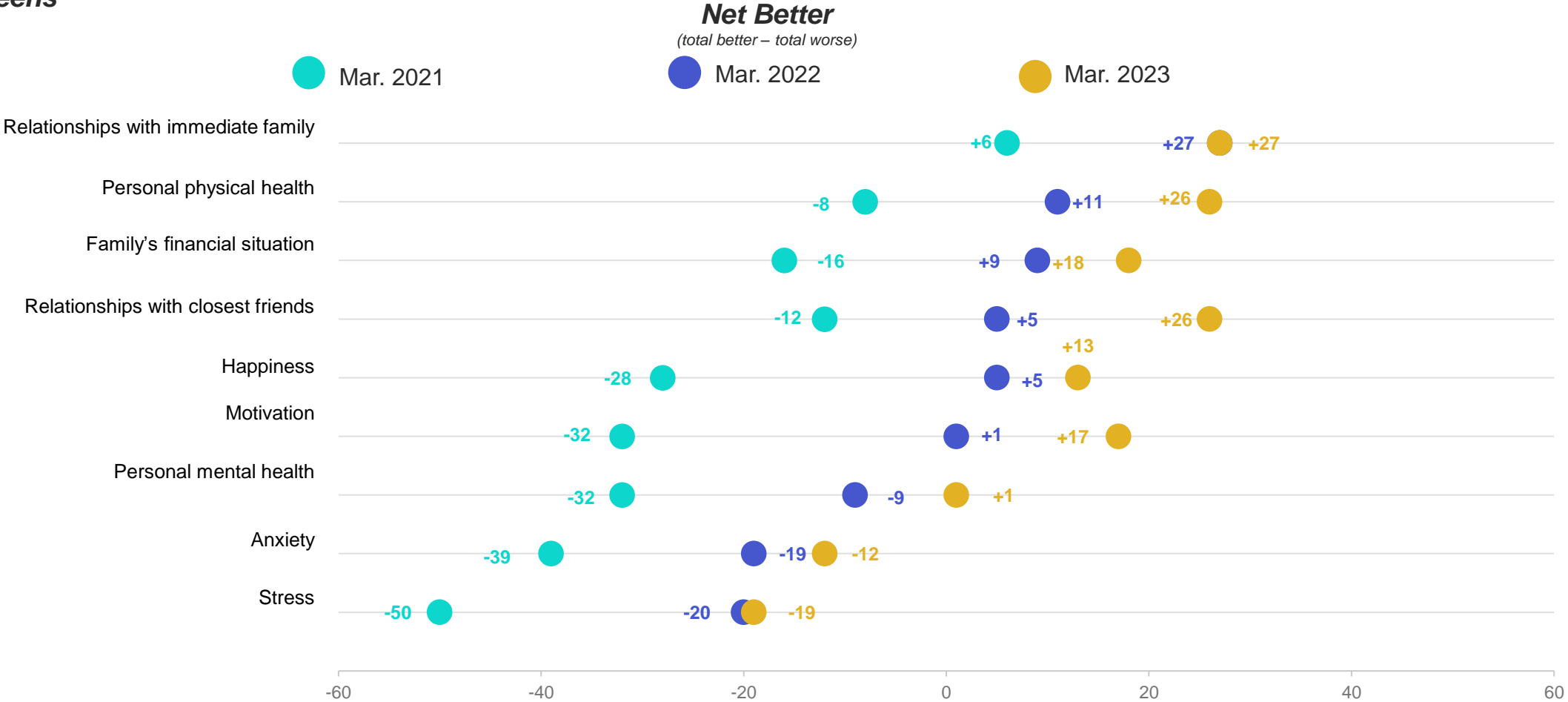
**Net Better**  
(total better – total worse)



# Teens are feeling much better about their health, happiness, motivation, and relationships with their closest friends when compared to one year ago. Anxiety and stress still pose major challenges.

Since the coronavirus (COVID-19) pandemic started in March of 2020, how have each of the following changed for you? Select one per row.

## Teens

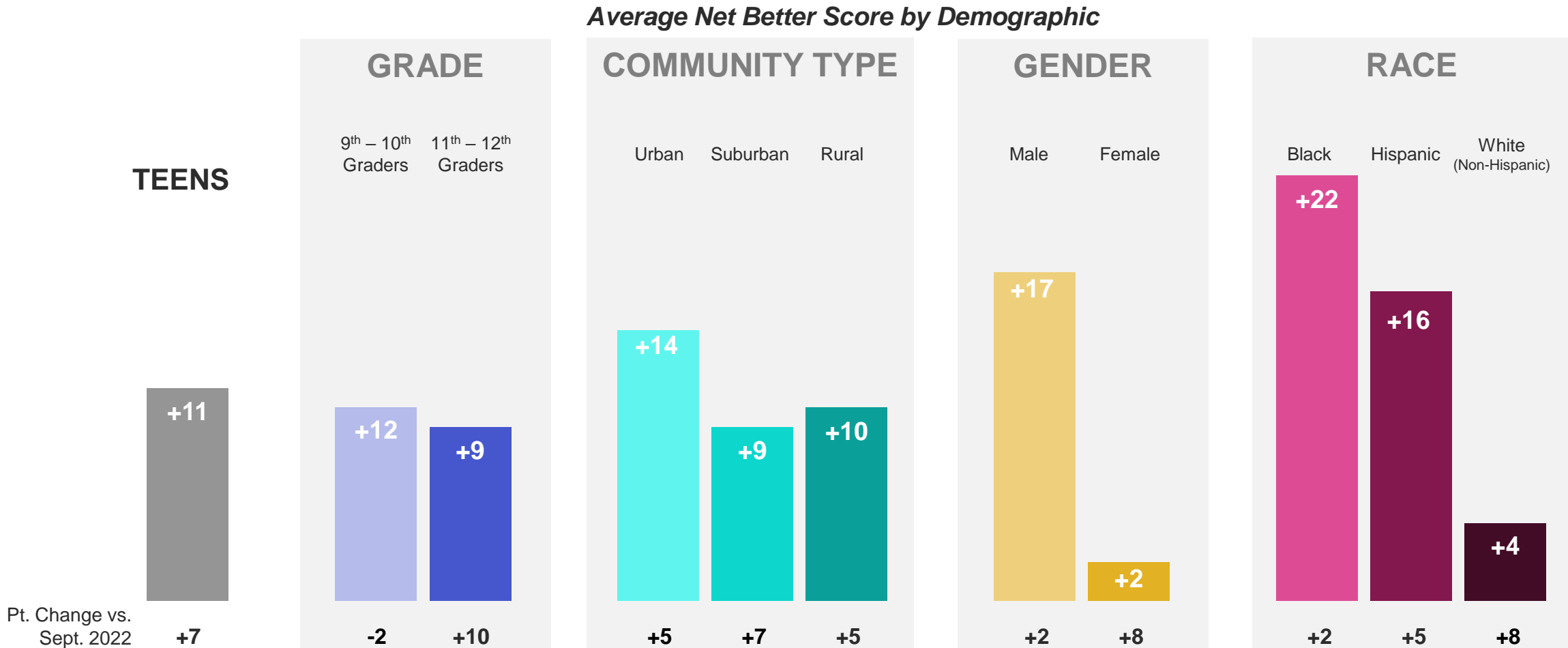


Source: Survey conducted March 24 – April 5, 2023, among U.S. Teens (ages 13-18)



Though female teens are still worse off than males, they saw a big jump in reported wellness since September 2022. Many other demographic groups are more likely to report feeling better now, including 11th -12th graders, suburban teens, and white teens.

Since the coronavirus (COVID-19) pandemic started in March of 2020, how have each of the following changed for you? Select one per row.

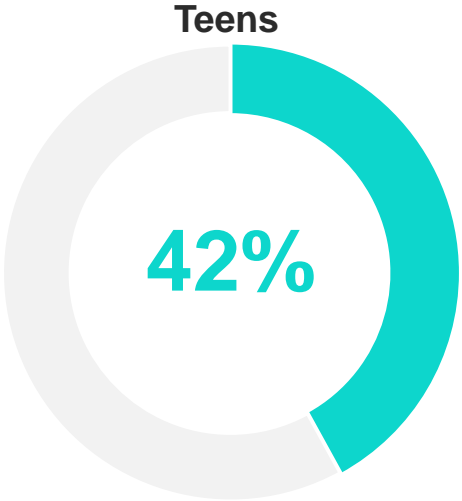


Source: Survey conducted March 24 – April 5, 2023, among U.S. Teens (ages 13-18)

Over 40 percent of teens have heard either a lot or some about ChatGPT, while just under 1 in 3 have heard nothing at all about the program.

To what extent, if at all, have you ever heard of ChatGPT?

**Teens**



**% Heard A lot/Some About ChatGPT**

To what extent, if at all, have you ever heard of ChatGPT?

A lot	22%
Some	20%
Not much	11%
Not at all	29%

**Top % Have Heard A lot/Some**

Asian	65%
Male	61%
Suburban	47%
Age 18	45%

**Top % Have Heard Not Much/Not at all**

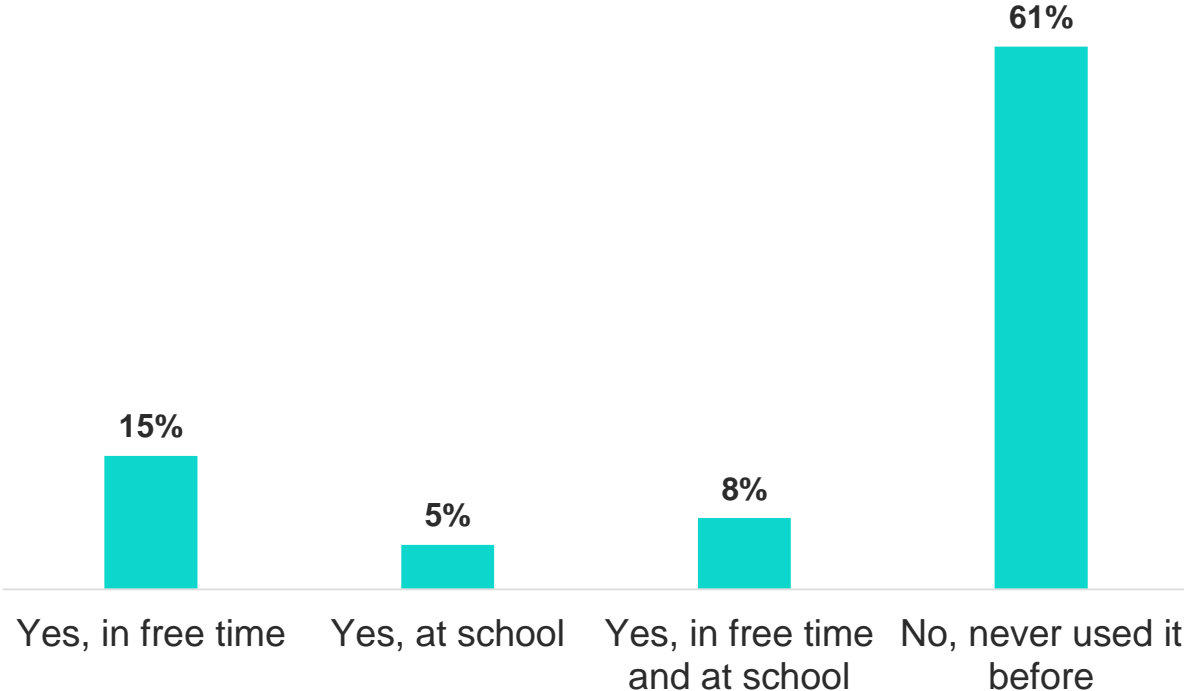
Female	53%
Black	45%
Rural	44%
Age 15	44%

Source: Survey conducted March 24 – April 5, 2023, among U.S. Teens (ages 13-18)

Less than 30 percent of teens say they have used ChatGPT either in their free time, at school, or both. Three out of five say they have never used the program at all.

Have you ever used ChatGPT before in your free time or at all?

**Teens**



**Top %  
Yes, have used**

Asian	46%
Male	39%
Age 18	35%
Age 14	34%

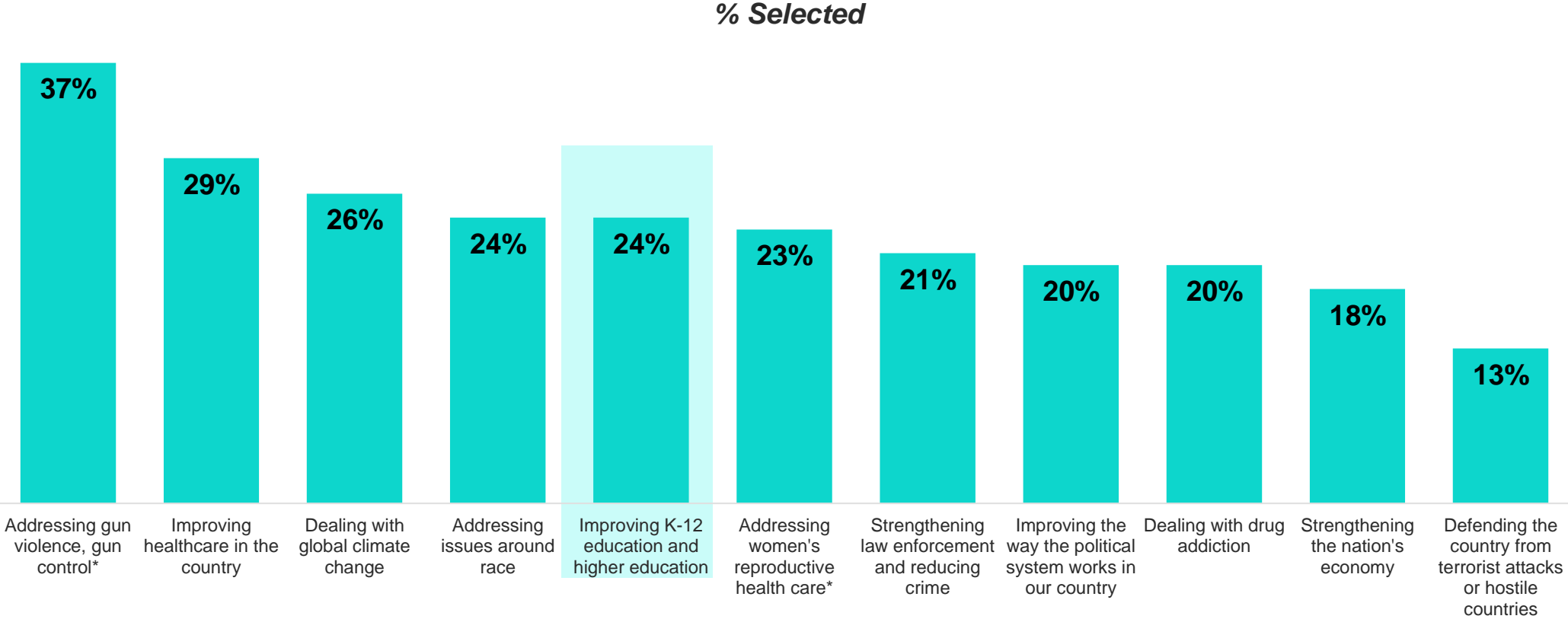
**Bottom %  
Yes, have used**

Age 16	23%
Rural	23%
Age 13	19%
Female	17%

Source: Survey conducted March 24 – April 5, 2023, among U.S. Teens (ages 13-18)  
 Note: Right-hand side data showing % “Yes, have used” includes “Yes, in free time”, “Yes, at school”, and “Yes, in free time and at school”

# Addressing gun violence, improving healthcare, and dealing with climate change are top priorities for teens. Strengthening the economy and defending against terrorist attacks are of lowest importance.

Right now, which of these public policy issues are most important to you? Please select three.

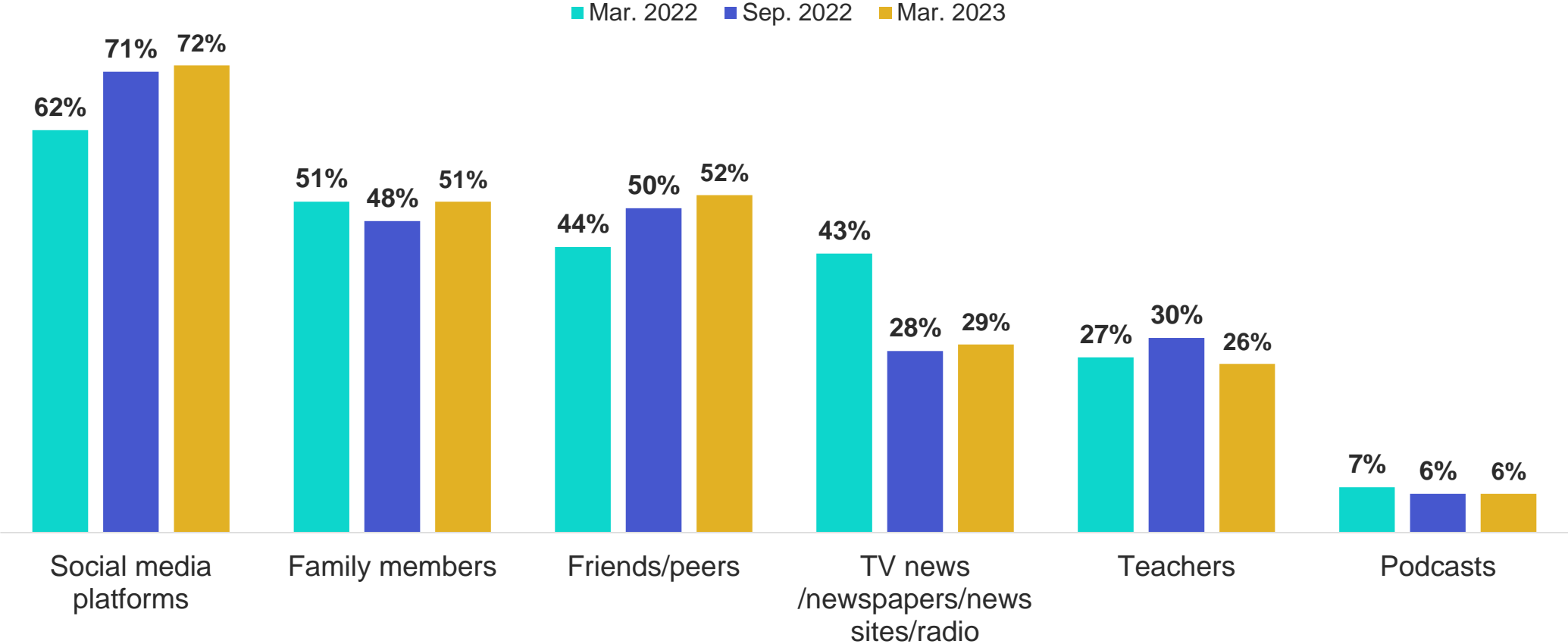


Source: Survey conducted March 24 – April 5, 2023, among U.S. Teens (ages 13-18)

\* Indicates a response option was not asked in March 2022

# Teens remain more likely to rely on social media to get information about current events. Teens rely on each of these sources at similar levels as last year.

What sources do you primarily get your information about current events from?



Source: Survey conducted March 24 – April 5, 2023, among U.S. Teens (ages 13-18)

|  
AGENDA

TEEN PERSPECTIVES

**SCHOOLING EXPERIENCES**

SUPPORT FOR TEENS

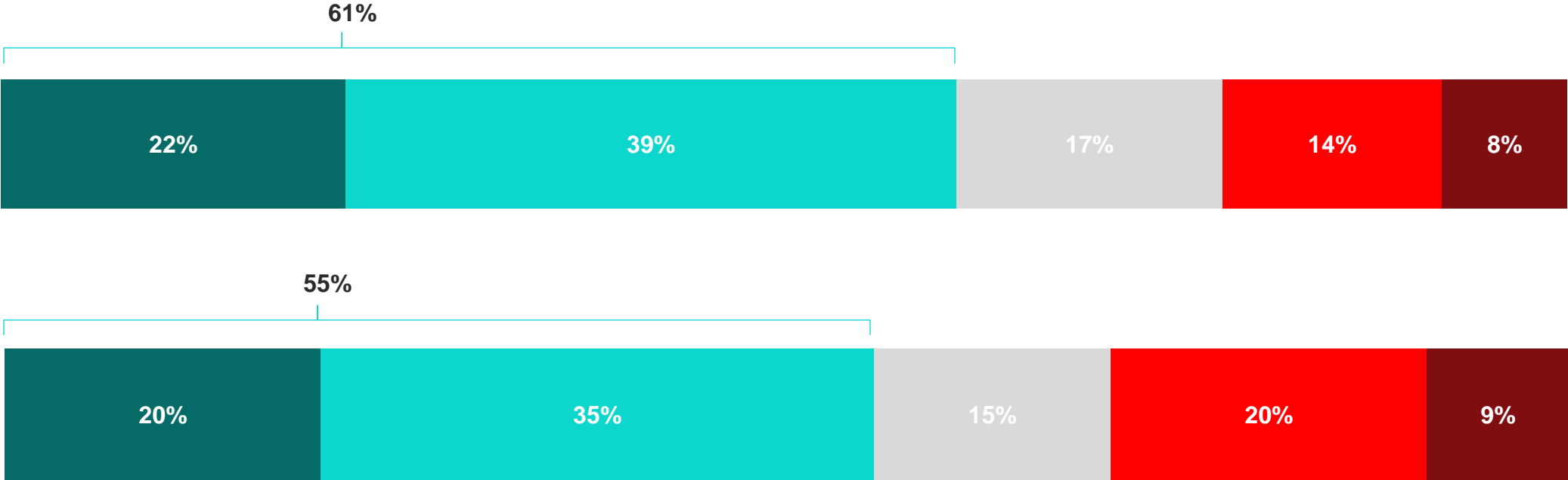
SURVEY PROFILE AND DEMOGRAPHICS



# A majority of teens say that school contributes to their personal wellbeing and happiness, but more than 20 percent say that school is hurtful.

## Teens

■ Contributes a lot   ■ Contributes a little   ■ Does not contribute anything at all   ■ Hurts a little   ■ Hurts a lot

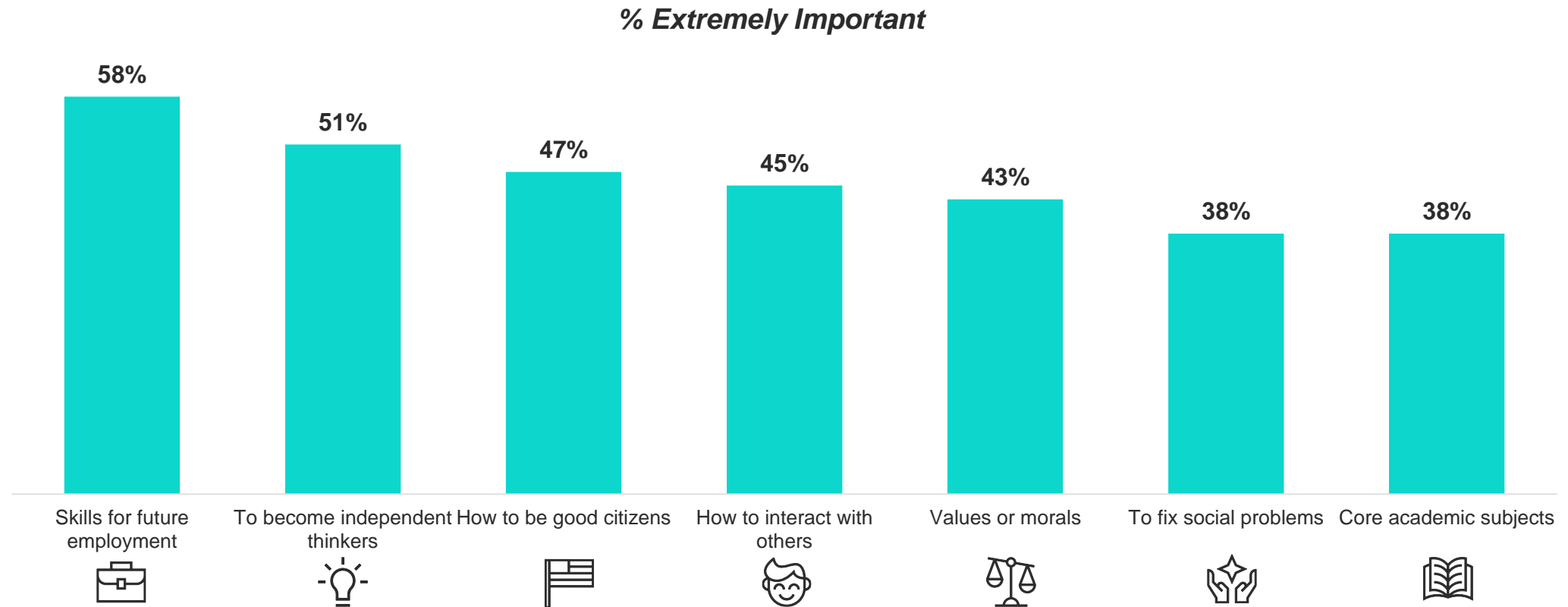


Source: Survey conducted March 24 – April 5, 2023, among U.S. Teens (ages 13-18)

# Teens cite skills for future employment as the most important thing to learn while at school. Core academic subjects and fixing social problems are of least importance.

In your opinion, how important is it for you to learn each of these at school?

Average % selected Extremely Important: **46%**



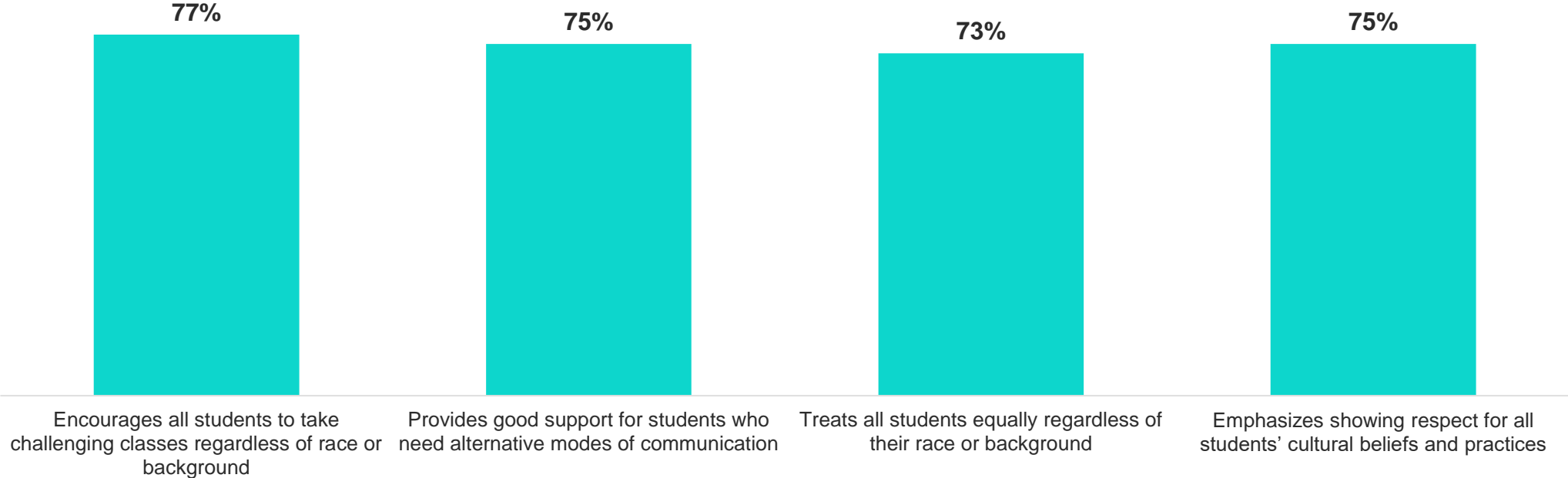


# Across the board, around three-fourths of teens agree that their school promotes equality, fairness, respect, challenge, and/or provides communication supports.

How much do you agree or disagree with each of the following statements as it relates to the school you attend?

## Teens

**Total Agree**  
(Strongly + Somewhat Agree)

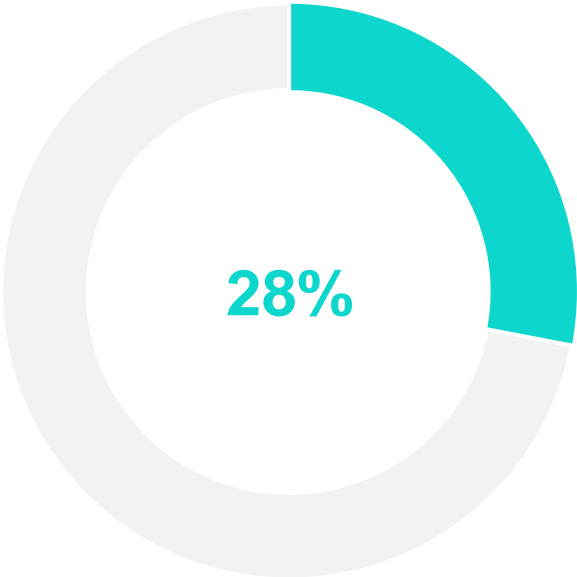


Source: Survey conducted March 24 – April 5, 2023, among U.S. Teens (ages 13-18)

# Parents are nearly twice as likely as teens to be very concerned about a violent intruder entering their school. Nearly 30 percent of teens indicated this fear.

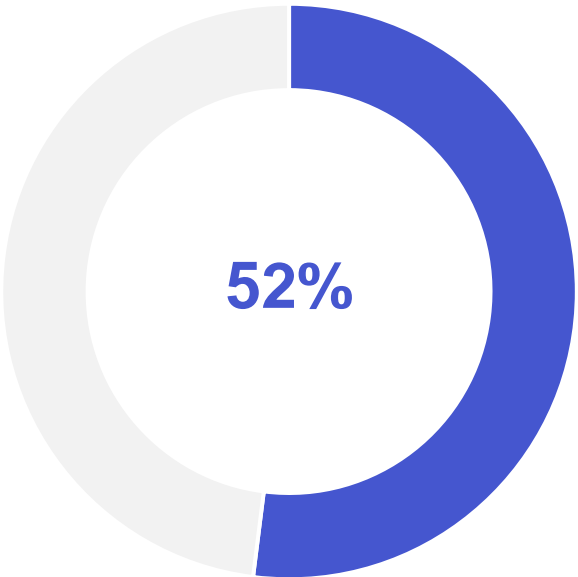
How concerned are you about a violent intruder, like a mass shooter, entering your school/your child's school?

### Teens



Teens

### Total Concern (Extremely+ Very Concerned)

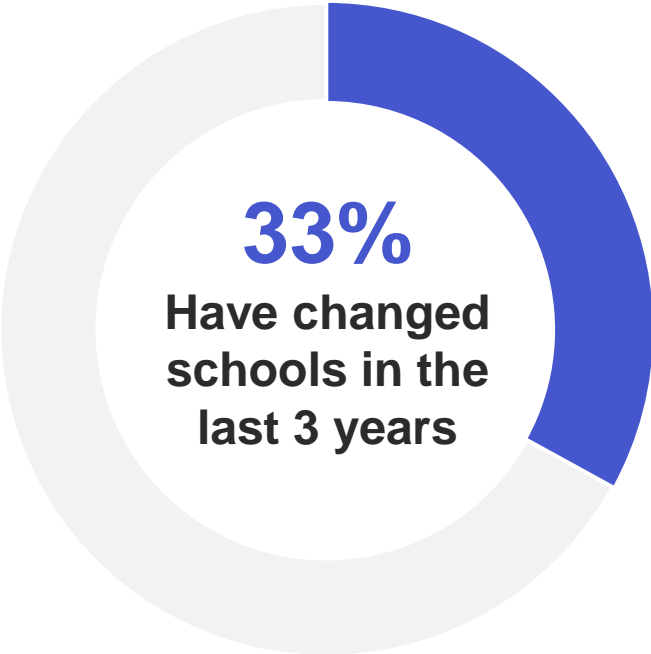


School Parents

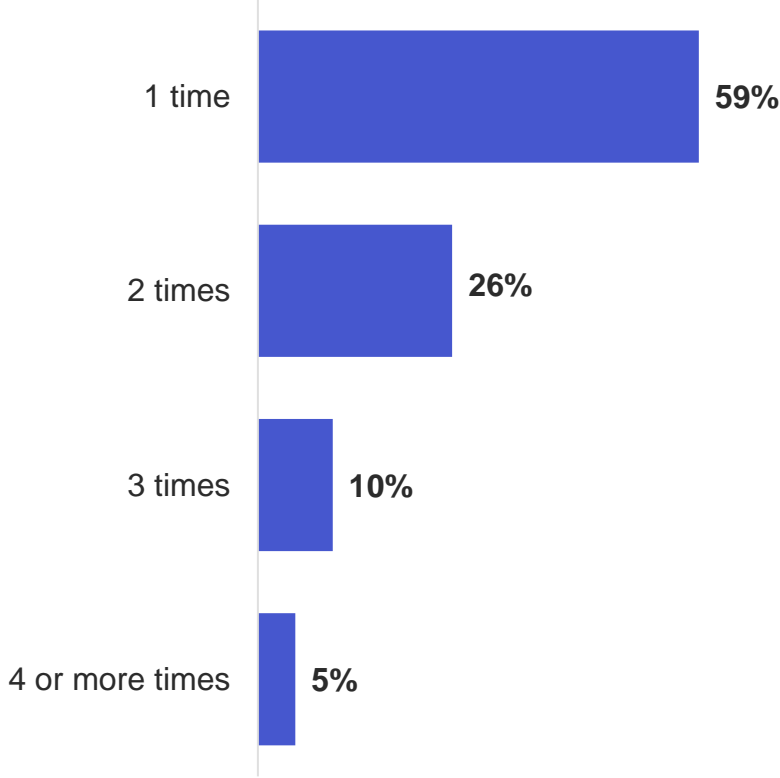
Source: Survey conducted March 24 – April 5, 2023, among U.S. Teens (ages 13-18)  
Parent Data Source: Survey conducted March 15, 2023 – March 16, 2023, among U.S. adults

# One-third of teens have changed schools in the last three years. Among that group, most have changed schools once. Two in five teens have changed schools more than twice.

Other than moving from junior high/middle school to high school, have you changed schools in the last three years?



You said you've changed schools in the last three years. How many times did you change schools?

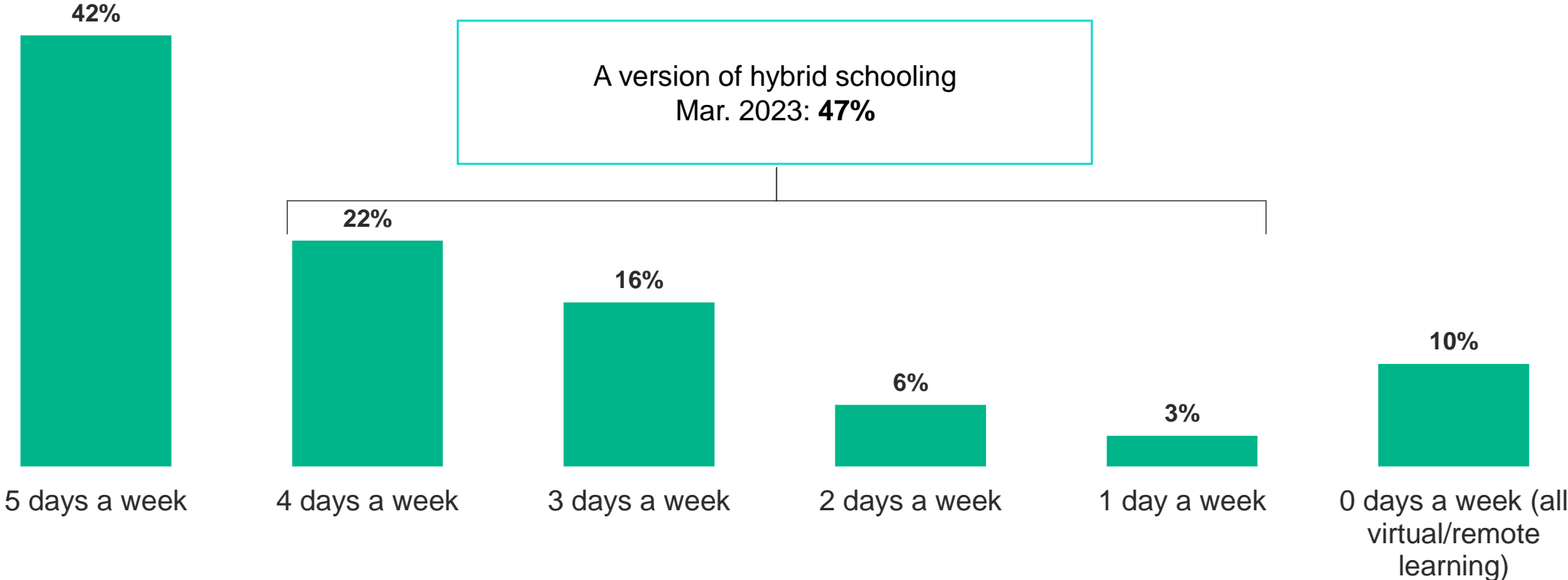


Source: Survey conducted March 24 – April 5, 2023, among U.S. Teens (ages 13-18)

# Teens are split on their preferences between full-time regular schooling and hybrid schooling. Almost half of teens prefer some version of hybrid schooling.

After the pandemic, if given the option, how many days per week would you like to attend classes in-person?

## Teens

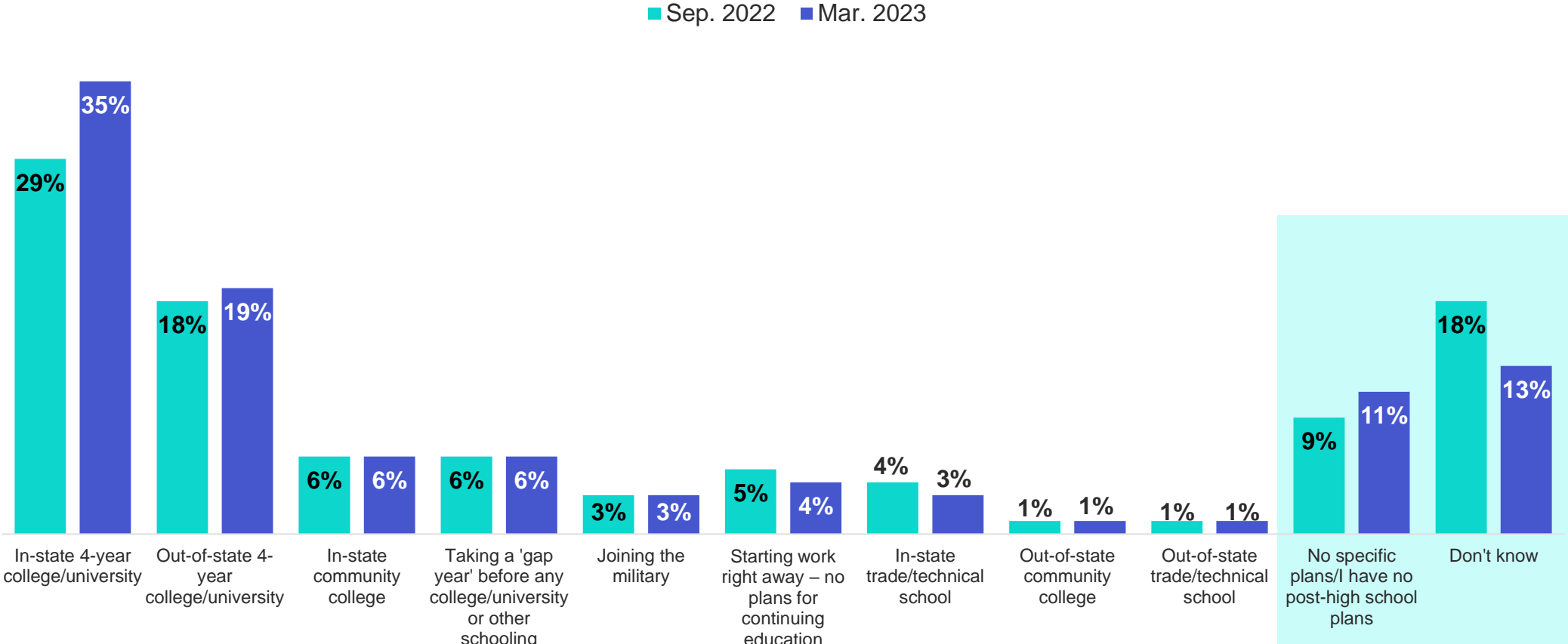


Source: Survey conducted March 24 – April 5, 2023, among U.S. Teens (ages 13-18)

Nearly one in four teens either say they have no specific post-high school plans or do not know what they will do. Since last fall, the number of teens expecting to enroll in an in-state 4-year college has increased.

Thinking about your plans following high school, please select what your plans are now for the next school year.

**Teens**



Source: Survey conducted March 24 – April 5, 2023, among U.S. Teens (ages 13-18)

Compared to last Fall, teens are feeling less prepared for an education beyond high school. Those planning on attending a community college are more likely to feel prepared than those who are pursuing a 4-year university or college.

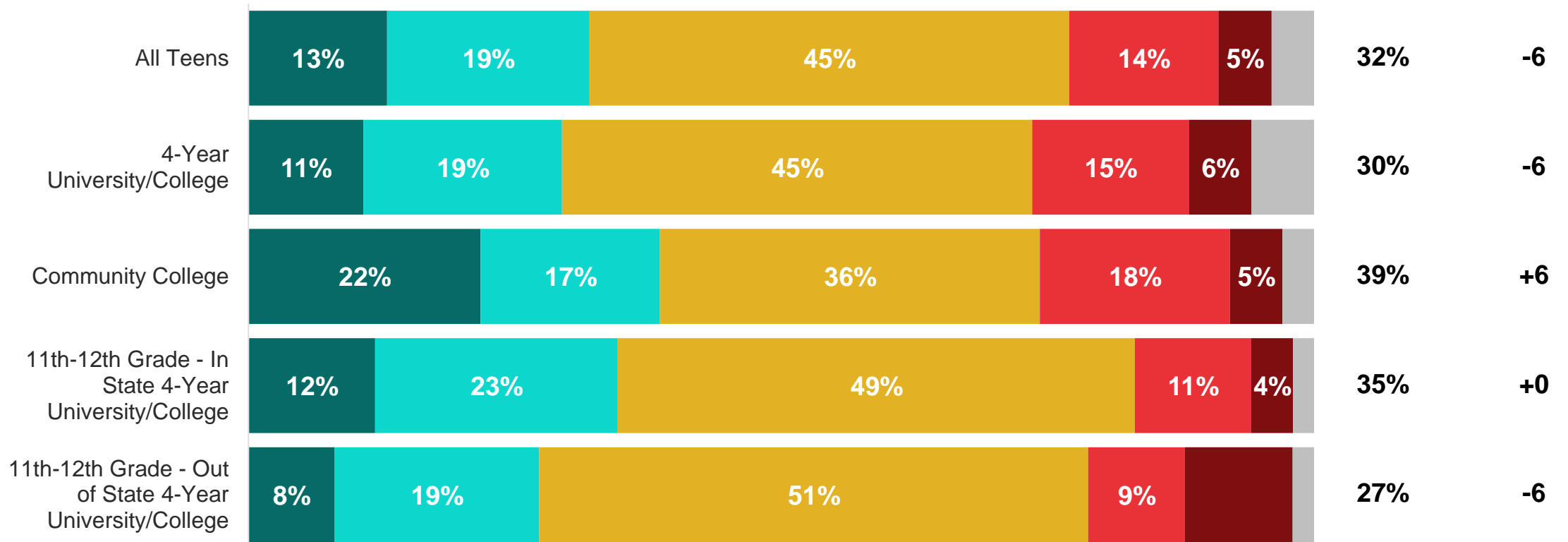
To what extent do you feel prepared for...?

**Teens**

Total Vs. Sep. 2022  
Prepared

■ Extremely prepared ■ Very prepared ■ Somewhat prepared ■ Not that prepared ■ Not at all prepared ■ Don't know/No opinion

Among those planning to attend...



AGENDA

TEEN PERSPECTIVES

SCHOOLING EXPERIENCES

**SUPPORT FOR TEENS**

SURVEY PROFILE AND DEMOGRAPHICS

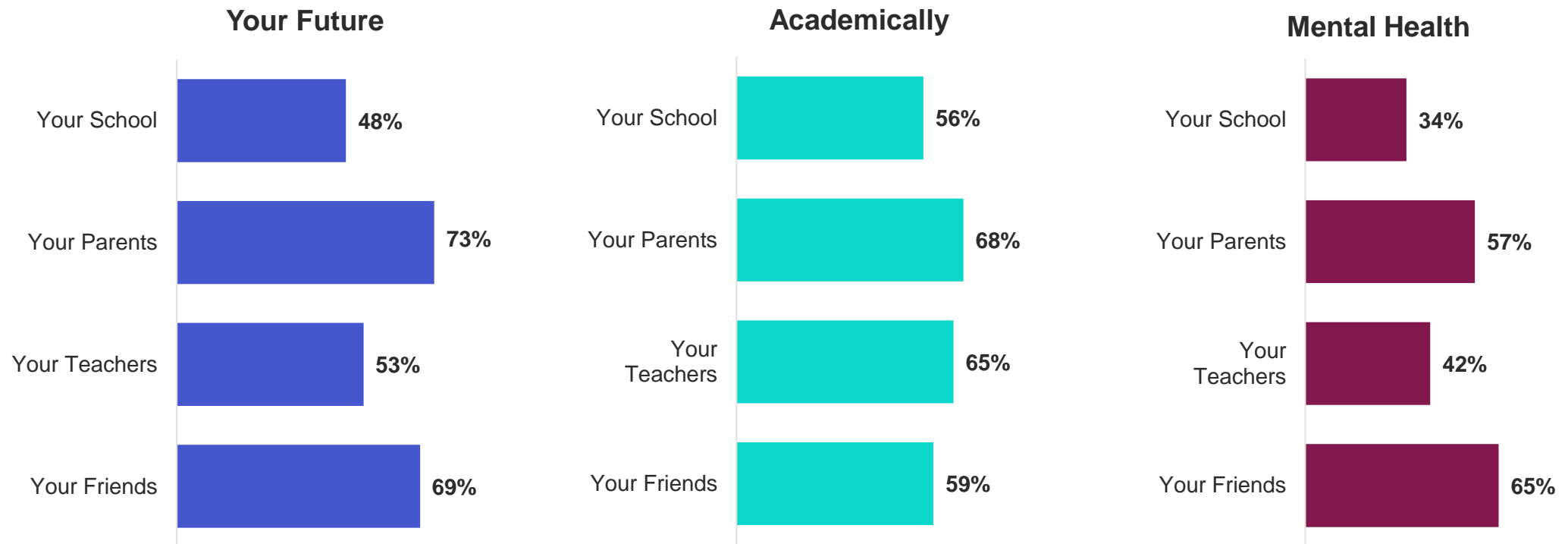


# Generally, teens feel more supported when it comes to their future and academics than when it comes to mental health.

Thinking about your future/academically/mental health, how supported do you feel by...

## Teens

**% Supported**  
(Extremely + Very well)





# Different demographic groups among teens express a wide range of feeling supported when it comes to thinking about the future and academics.

Thinking about your future/academically/mental health, how supported do you feel by **your school**?

## Teens

### Most Positive (Top 5) *(Extremely + Very well)*

Your Future	
Religious: High Freq.	57%
Northeast	54%
Female	53%
Rural	53%
Non-Hispanic White	52%

Academically	
Age 14	67%
Urban	60%
Midwest	59%
Non-Hispanic White	59%
Male	58%

Mental Health	
Religious: High Freq.	52%
Age 14	42%
Midwest	41%
Rural	39%
6-8 Grade	39%

### Least Positive (Bottom 5) *(Extremely + Very Well)*

Your Future	
Suburban	45%
Black	45%
Male	44%
LGBTQ Teens	42%
Hispanic	40%

Academically	
Black	53%
Changed Schools	53%
Age 18	51%
Hispanic	49%
LGBTQ Teens	46%

Mental Health	
Suburban	31%
Female	31%
Religious: Low Freq.	30%
Hispanic	28%
LGBTQ Teens	21%

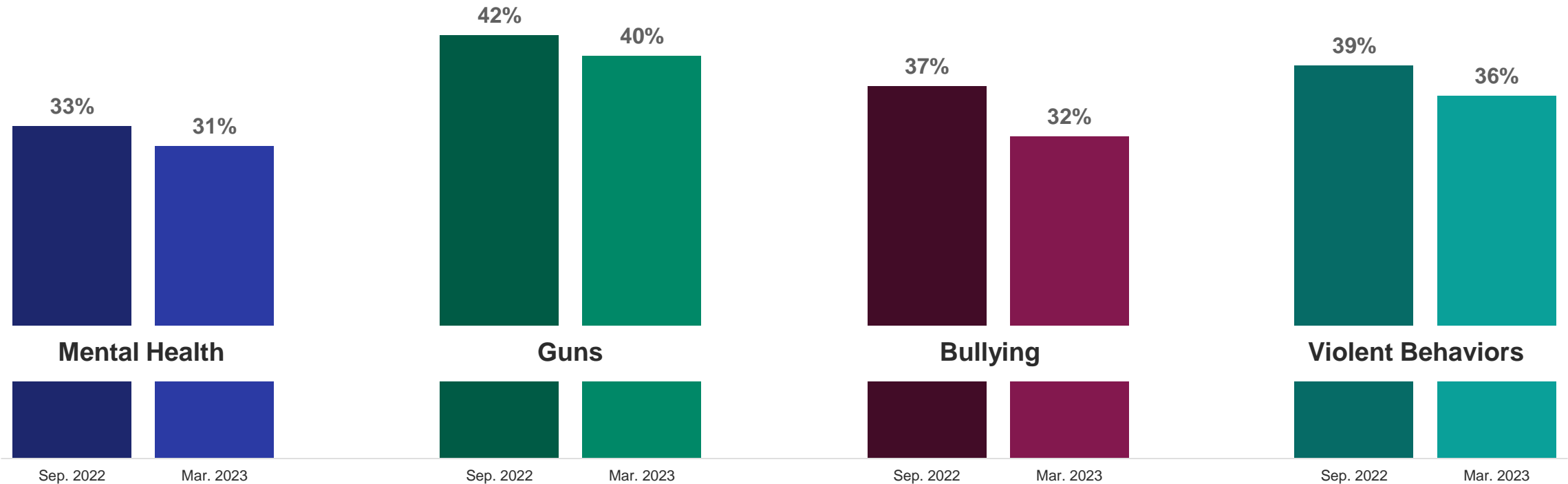
Source: Survey conducted March 24 – April 5, 2023, among U.S. Teens (ages 13-18)

# Teens say their schools address mental health less well than other issues like guns, violent behaviors, and bullying.

How well do you feel your school addresses the following among its students?

## Teens

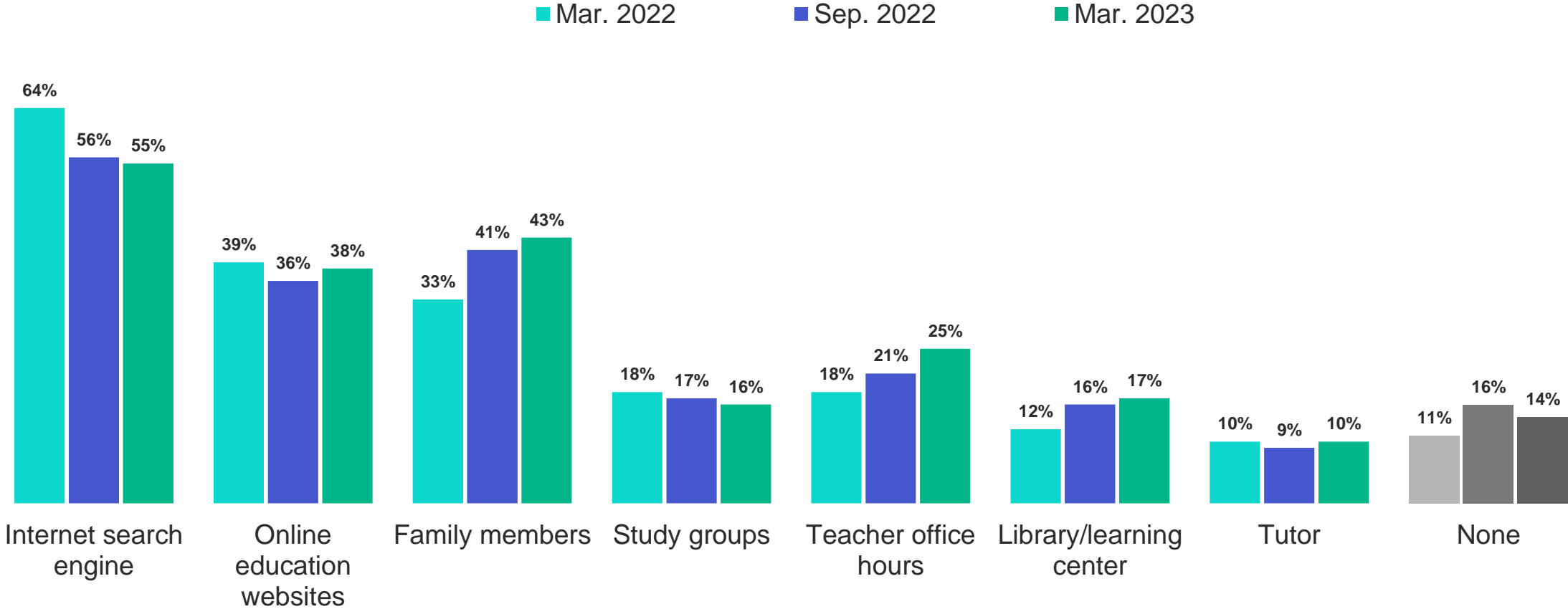
**Most Positive**  
(Extremely + Very Well)



# The proportion of teens saying they rely on family members to help with schoolwork has increased 10 points since last year. Teens continue to view internet search engines as the most beneficial tool to help with their schoolwork.

Right now, which of the following do you currently use to help you with schoolwork? Select all that apply.

## Teens

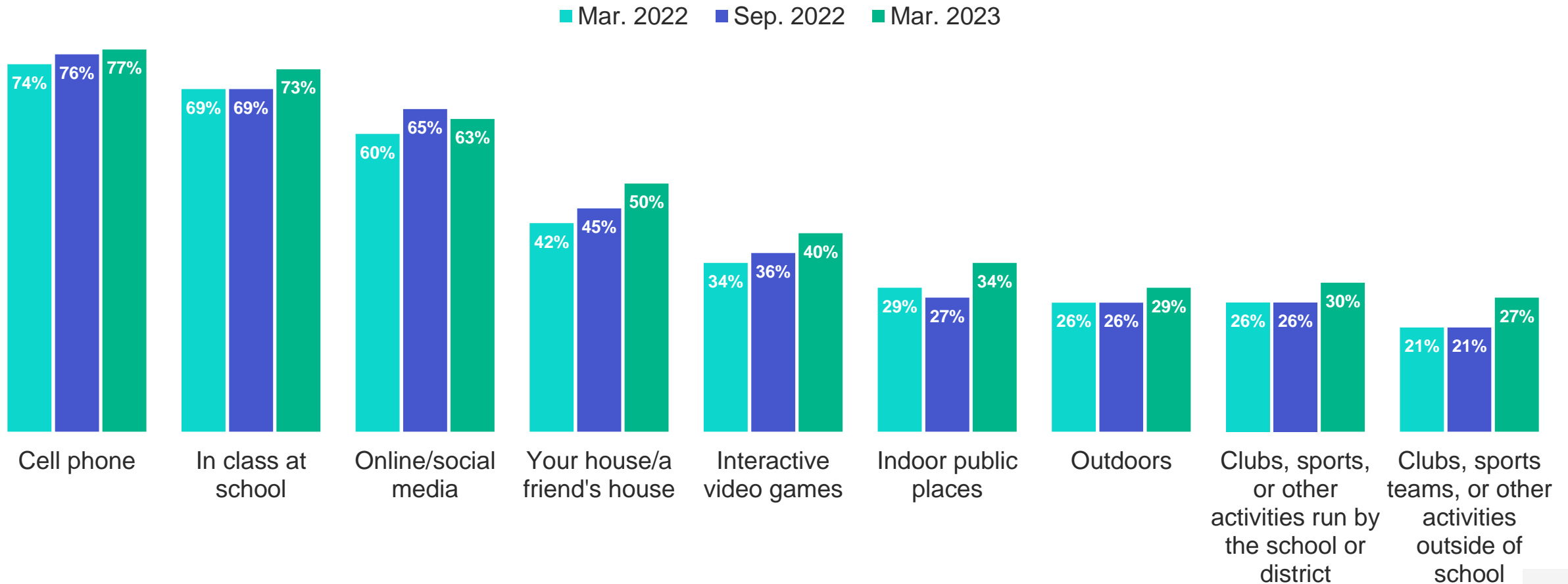


Source: Survey conducted March 24 – April 5, 2023, among U.S. Teens (ages 13-18)

# Teens remain heavily reliant on their phone to connect with friends and peers.

Right now, where do you connect with friends and other students? Select all that apply.

## Teens



Source: Survey conducted March 24 – April 5, 2023, among U.S. Teens (ages 13-18)

AGENDA

TEEN PERSPECTIVES

SCHOOLING EXPERIENCES

SUPPORT FOR TEENS

**SURVEY PROFILE AND DEMOGRAPHICS**



# Survey Profile, 1

<b>Dates</b>	March 24 – April 5, 2023
<b>Survey Data Collection &amp; Quality Control</b>	Morning Consult
<b>Survey Sponsor</b>	EdChoice
<b>Population</b>	Teens (ages 13-18) <i>**NOTE survey done in March 2021 did not include 18-year-olds</i>
<b>Sampling Frame</b>	National sample of teens (age 13-18) living in the United States, including the District of Columbia
<b>Sampling Method</b>	Non-Probability
<b>Mode</b>	Online Survey
<b>Language</b>	English

## Survey Profile, 2

<b>Survey Time</b>	Teens = 9.93 minutes (median)
<b>Sample Size</b>	Teens Total, N = 1,000
<b>Quotas</b>	N/A
<b>Weighting</b>	Age, Race, Ethnicity, Gender, Census Region
<b>Measure of Precision (adjusted for weighting)</b>	Teens = $\pm 3.10$ percentage points
<b>Participation Rate</b>	Teens = 32.0%
<b>Methods Page</b>	<a href="https://edchoice.morningconsultintelligence.com/methodology/">https://edchoice.morningconsultintelligence.com/methodology/</a>
<b>Project Contact</b>	Paul DiPerna, paul@edchoice.org

## Teen Demographic Groups with Unweighted Sample Sizes

Demographics	Unweighted (N =)
Male	446
Female	554
6-8th Graders	132
9th-10th Graders	342
11th-12th Graders	526
Urban	279
Suburban	455
Rural	266

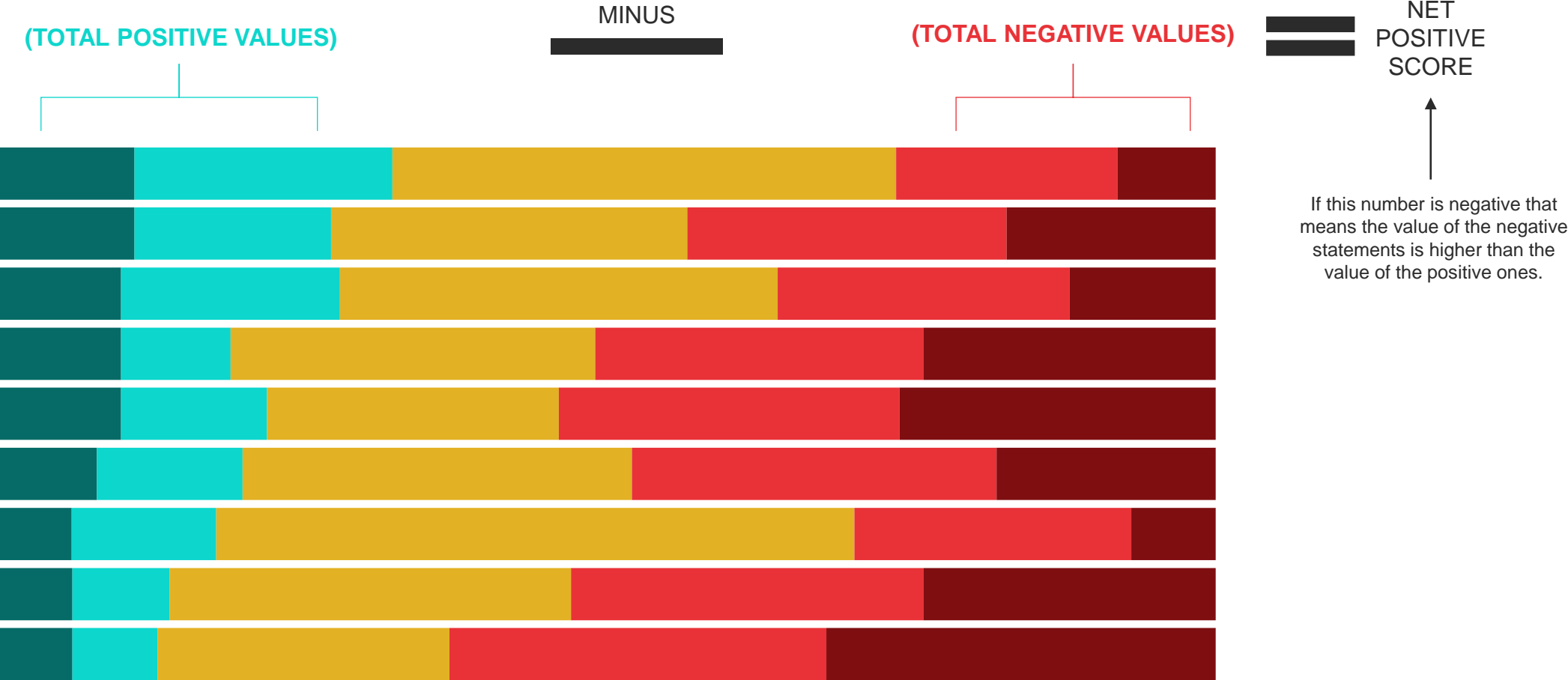
Demographics	Unweighted (N =)
White (non-hispanic)	430
Hispanic	255
Black	248
Asian	59
Northeast	166
Midwest	196
South	420
West	218



# Teen Demographic Groups by Unweighted, Weighted, and Target Percentages

Demographics	Unweighted	Weighted	Target
Age: 13	8%	17%	17%
Age: 14	11%	17%	17%
Age: 15	15%	16%	16%
Age: 16	21%	16%	16%
Age: 17	21%	16%	16%
Age: 18	24%	18%	18%
Male	45%	51%	51%
Female	55%	49%	49%
White	43%	52%	52%
Hispanic	26%	24%	24%
Black	25%	17%	14%
Other	9%	8%	10%
Northeast	17%	16%	16%
Midwest	20%	21%	21%
South	42%	39%	39%
West	22%	24%	24%

# HOW TO CALCULATE NET SCORES:



WHO WE ARE

 **MORNING CONSULT**<sup>®</sup>

Morning Consult is a global data intelligence company delivering insights on what people think in real time.

By surveying tens of thousands across the globe every day, Morning Consult is unmatched in scale and speed: It determines the true measure of what people think and how their decisions impact business, politics and the economy.

Industry leaders rely on Morning Consult's proprietary technology and analysis for real-time intelligence to transform information into a competitive advantage.



 **CHOICE**

EdChoice is a 501(c)(3) nonprofit, nonpartisan organization. Our mission is to advance educational freedom and choice for all as a pathway to successful lives and a stronger society. We are committed to understanding and pursuing a K–12 education ecosystem that empowers every family to choose the learning environment that fits their children's needs best.

Learn more at: [EDCHOICE.ORG](https://edchoice.org)



[MORNINGCONSULT.COM](https://morningconsult.com)