



# TEACHERS AND K-12 EDUCATION

A National Polling Report

DECEMBER 2021

# KEY FINDINGS

---

1. In the last month, one out of five teachers have reported having to quarantine because of COVID-19. Although, a greater percentage of private school teachers report having to quarantine. Roughly half of charter school and private school teachers said at least 20 percent of their students were out of class in the previous month because of coronavirus exposure and quarantine. District teachers were less likely to report similar incidence.
2. Although COVID-19 cases started to surge in December, the proportion of teachers who viewed the pandemic as ‘very disruptive’ to their community, personal and family routines, and school decreased to its lowest levels in the pandemic.
3. Teachers have softened their views on masking being mandatory for various groups. But they showed slight increases when thinking about mandatory vaccines, especially among students 12 and older.
4. The monthly amounts teachers would ask parents to pay (per child) in order to be a tutor or to facilitate a learning pod held steady in December. Proposed amounts are similar to how much parents are willing to pay for those educational services. However, teachers are much more likely to have received tutoring requests than to teach or facilitate a learning pod.
5. Teachers in charter schools and private schools continue to be much more likely to recommend the teaching profession compared to district teachers. Those who are promoters of the profession say it is personally fulfilling and a way to make an impact on future generations. Those who would not recommend teaching believe it is a thankless job that has become much more stressful.
6. School choice policies – such as education savings accounts, school vouchers, charter schools – continue to receive very high levels of support among teachers regardless of sector.

## Methodology:

This poll was conducted between December 16-December 24, 2021 among a sample of 1000 All Teachers. The interviews were conducted online. Results based on the full survey have a measure of precision of plus or minus 3.24 percentage points..

AGENDA

**COVID-19 AND SCHOOLING**

**SCHOOL CHOICE POLICIES**

**TEACHING PROFESSION AND UNIONS**

**VIEWS ON K-12 EDUCATION**

**SURVEY PROFILE AND DEMOGRAPHICS**

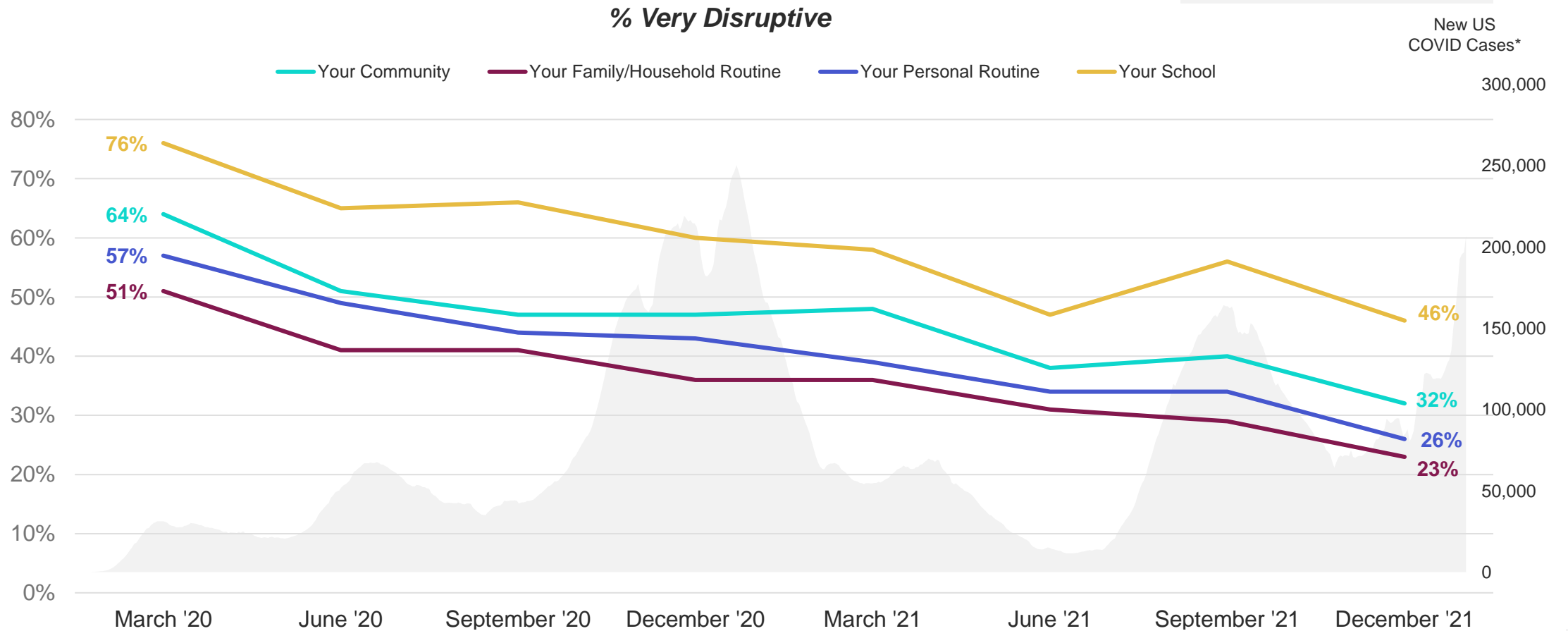


# Despite COVID-19 cases starting to increase once again, the proportion of teachers who view the pandemic as ‘very disruptive’ has decreased – especially at their own school.

How disruptive has the coronavirus (also called COVID-19) been on each of the following?

December % Very Disruptive  
 All Adults\*  
 Your Community: 30%  
 Your Personal Routine: 23%  
 Your Family/Household Routine: 23%

## All Teachers



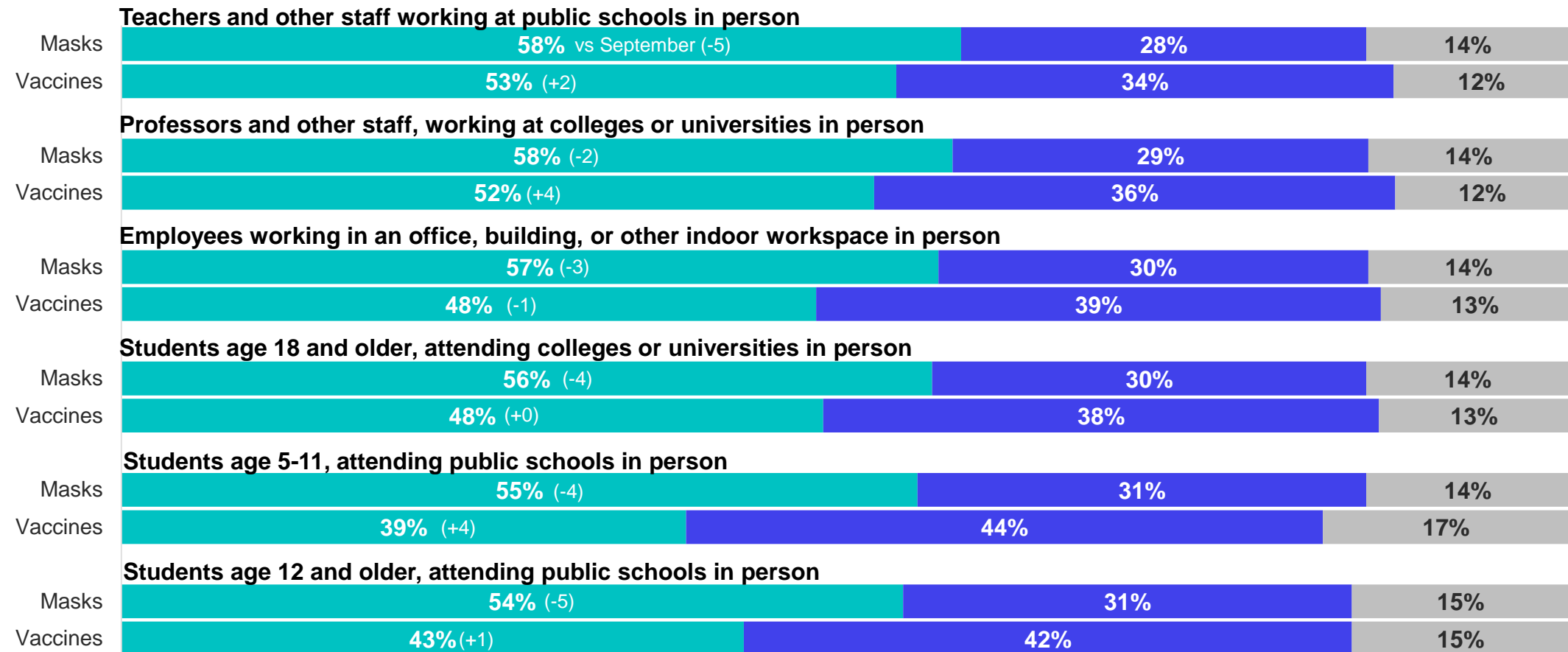
\*All adults data comes from the December 2021 Gen Pop Report.

# In December, Teachers have softened their views on masking being mandatory for various groups while showing slight increases when thinking about vaccines, especially among students 12 and older.

Now that an FDA (Food and Drug Administration) approved vaccine to prevent COVID-19 is available, do you think it should be mandatory or encouraged for the following groups? Do you think masking should be mandatory or encouraged for the following groups?

## All Teachers

■ Mandatory ■ Encouraged but not mandatory ■ Neither encouraged nor mandatory

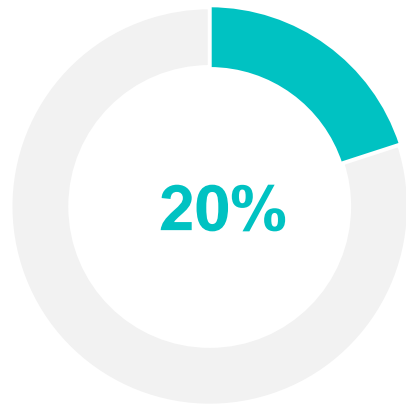


In the last month, one out of five teachers have reported having to quarantine because of COVID-19. About one-third of private school teachers said they have had to quarantine in the previous month – a higher level than reported by district or charter school teachers.

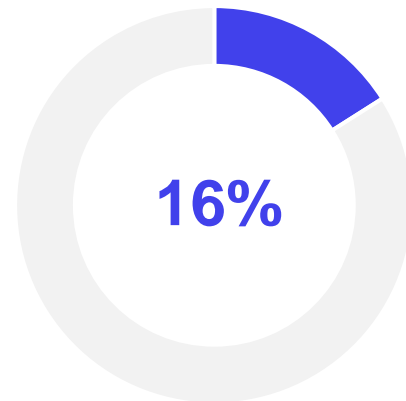
In the last month, have you had to quarantine because of the COVID-19 outbreak?

**All Teachers**

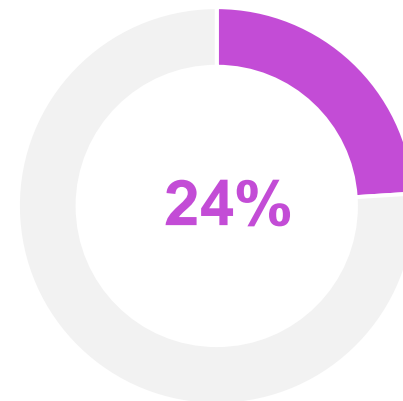
*% of Teachers who have had to Quarantine*



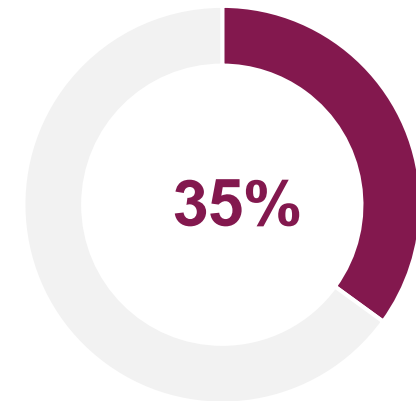
All Teachers



District School Teachers



Charter School Teachers

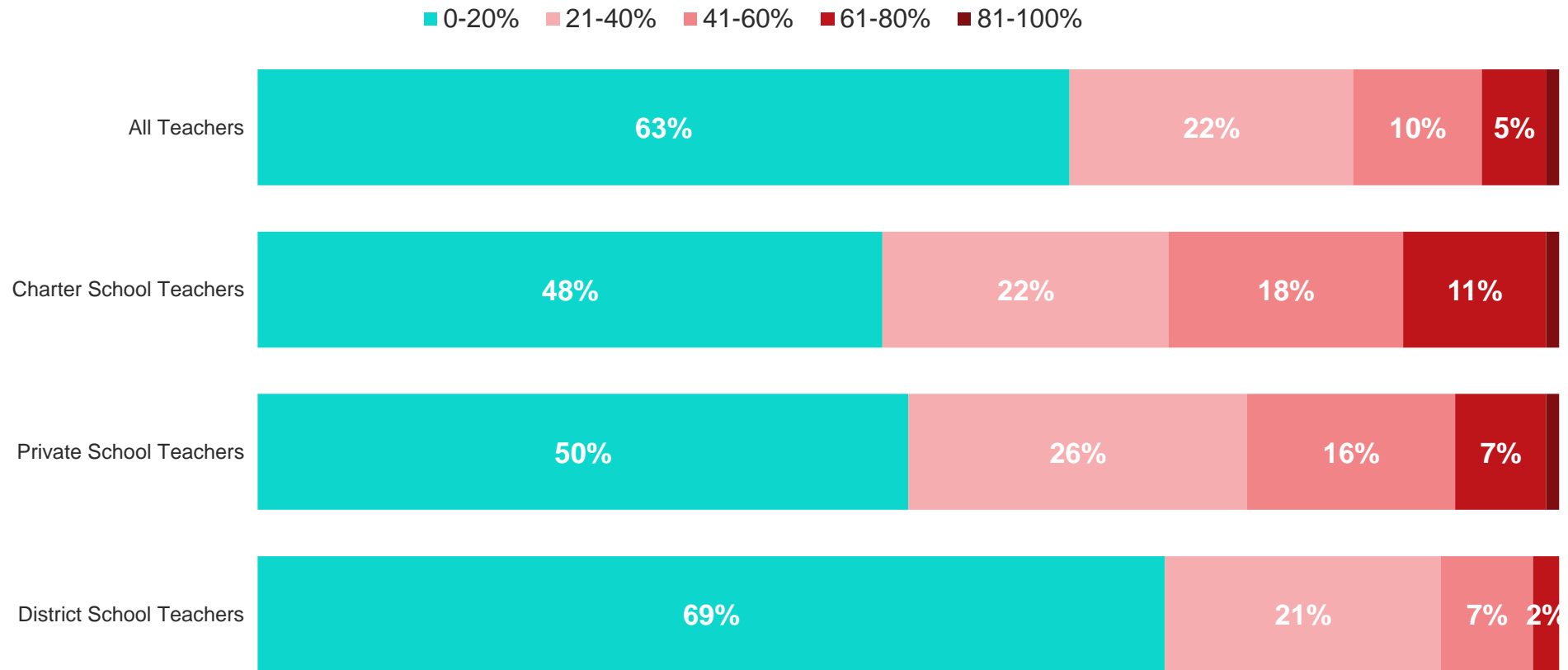


Private School Teachers

Roughly half of charter school and private school teachers said at least 20 percent of their students were out of class in the previous month because of coronavirus exposure and quarantine. District teachers were less likely to report similar incidence.

In the last month, approximately what percentage of your students were out of class because of quarantining due to exposure to COVID-19?

**All Teachers**

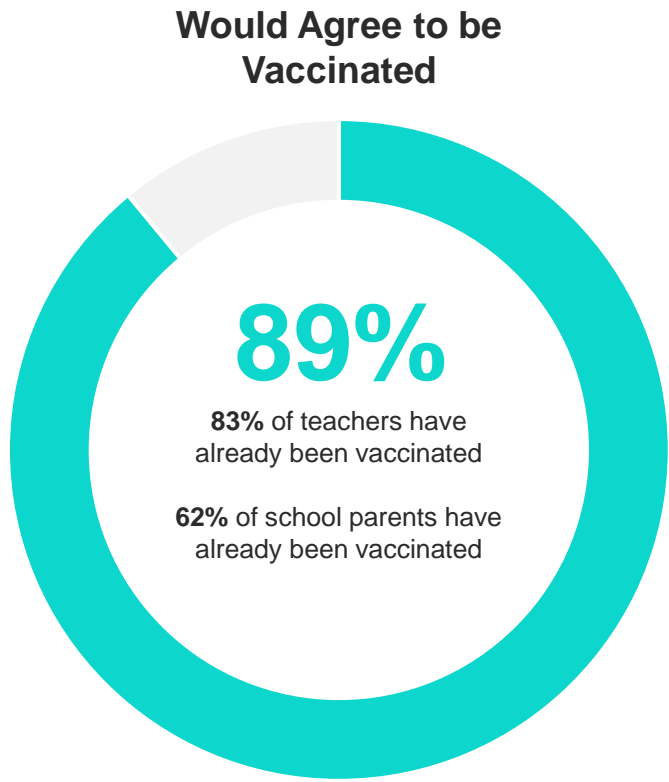


Over 80 percent of teachers reported that they have already been vaccinated. Teachers were more likely than school parents to say they themselves or their children are vaccinated.

When an FDA (Food and Drug Administration) approved vaccine to prevent COVID-19 is available for you/your child, would you agree to be vaccinated/have your child vaccinated? Did you get your COVID-19 booster shot?

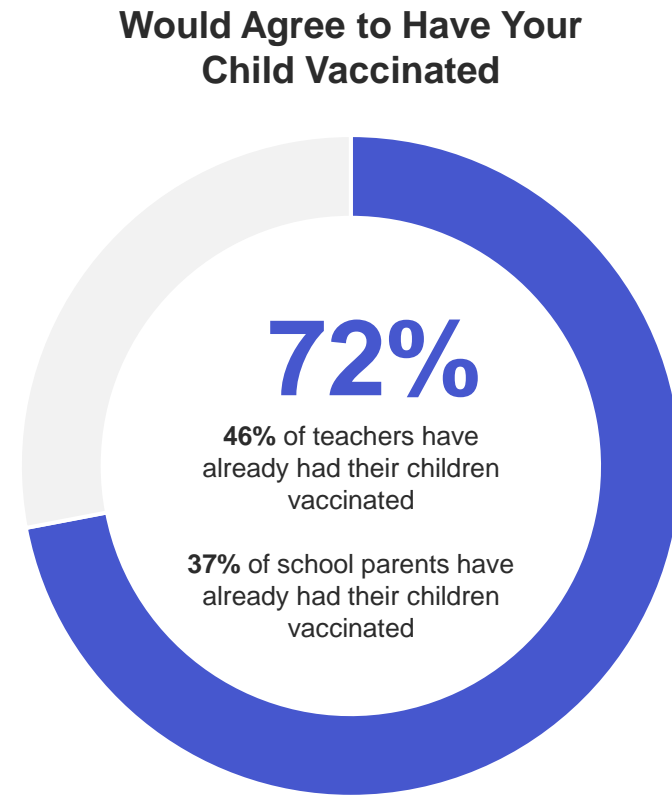
**All Teachers**

**Total Agreement**  
(Planning + Currently Vaccinated)



**Boosters (among those already vaccinated):**

- Yes: 62%
- No, but plan on it: 28%
- No and I don't plan to: 9%

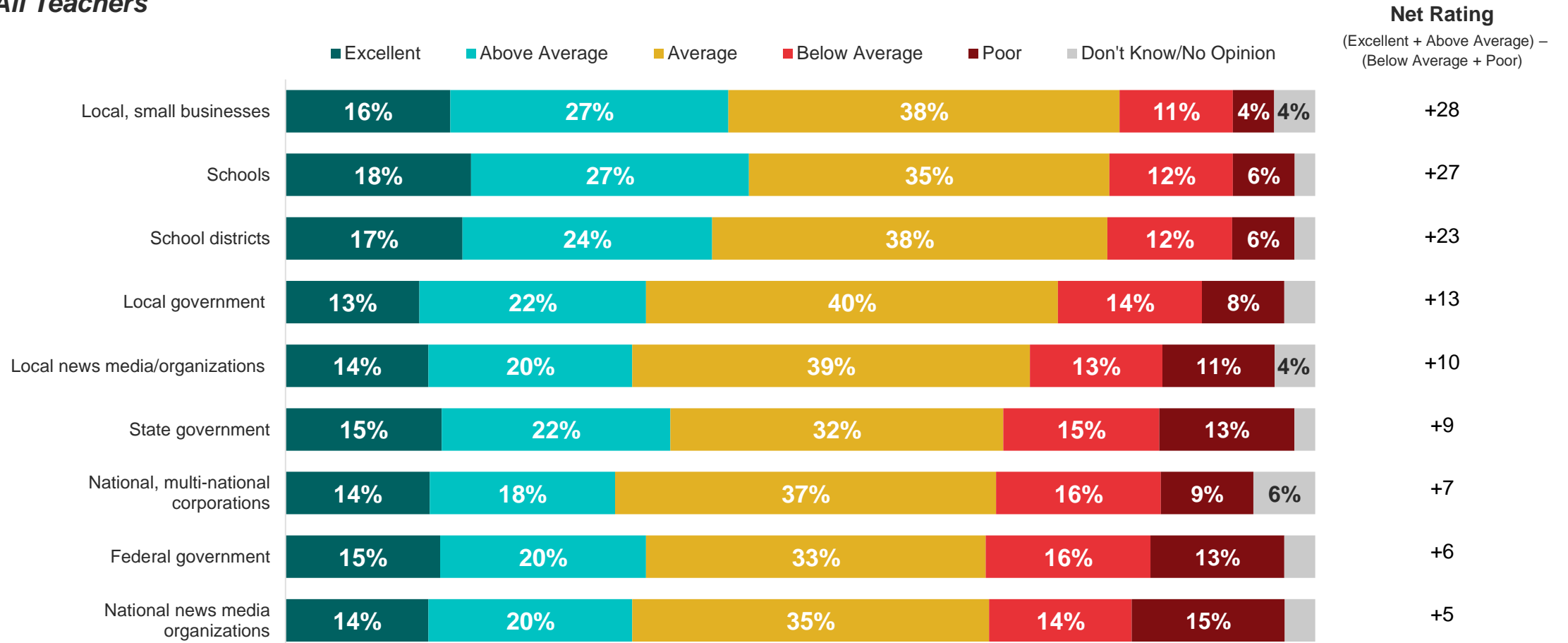




# Teachers rate local businesses, schools, and districts about evenly, and more likely to give them positive ratings than other institutions for how they've responded to the coronavirus pandemic.

Based on what you have seen, read, or heard so far, how would you rate the following institutions on their response to the coronavirus (COVID-19) outbreak?

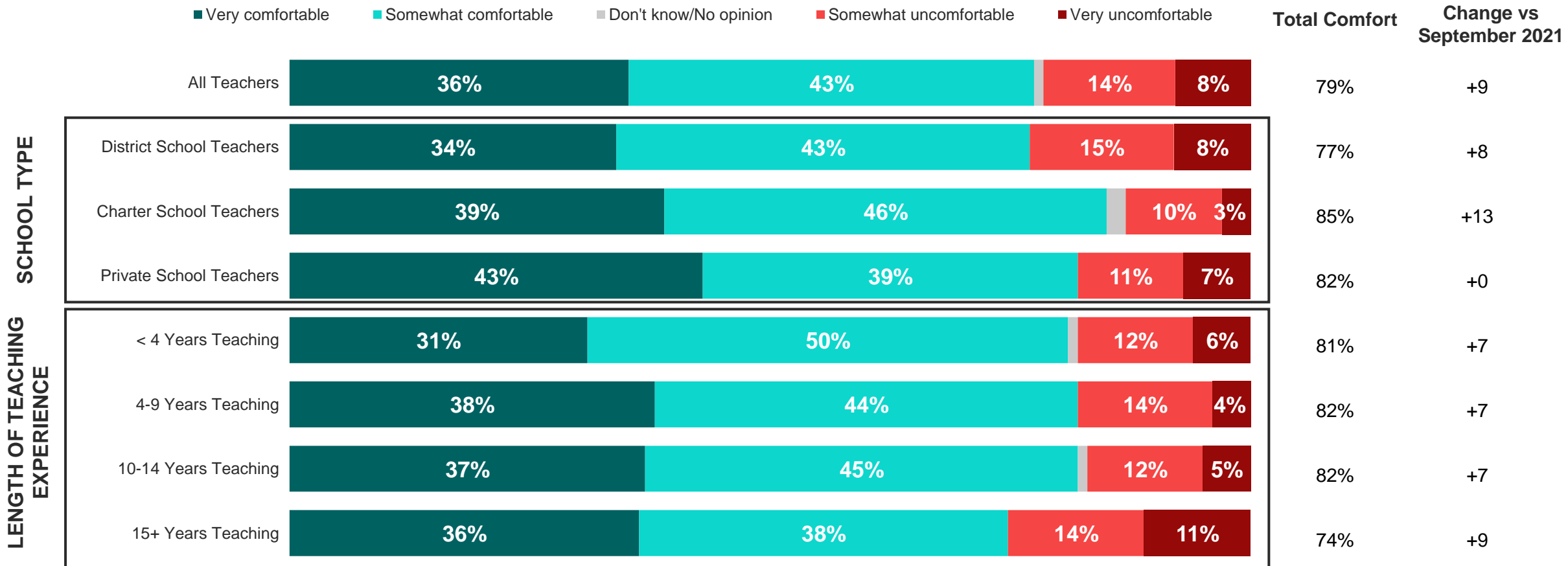
## All Teachers



The majority of teachers showed increased levels of comfort with going to school in December. Those teaching at charter or private schools, as well as those with less teaching experience, indicate the highest levels of comfort.

Based on what you have seen, read, or heard about the coronavirus (COVID-19) outbreak so far, how comfortable are you going to school in person right now?

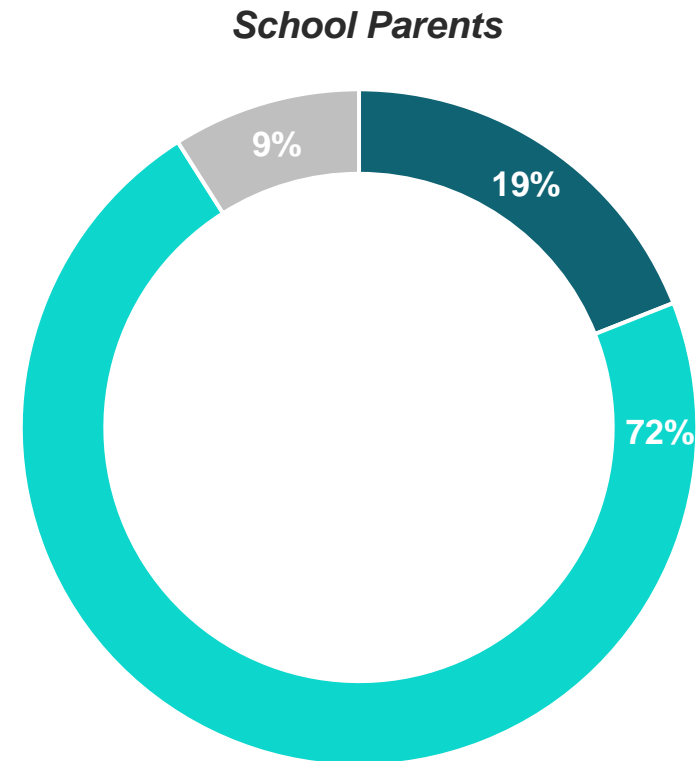
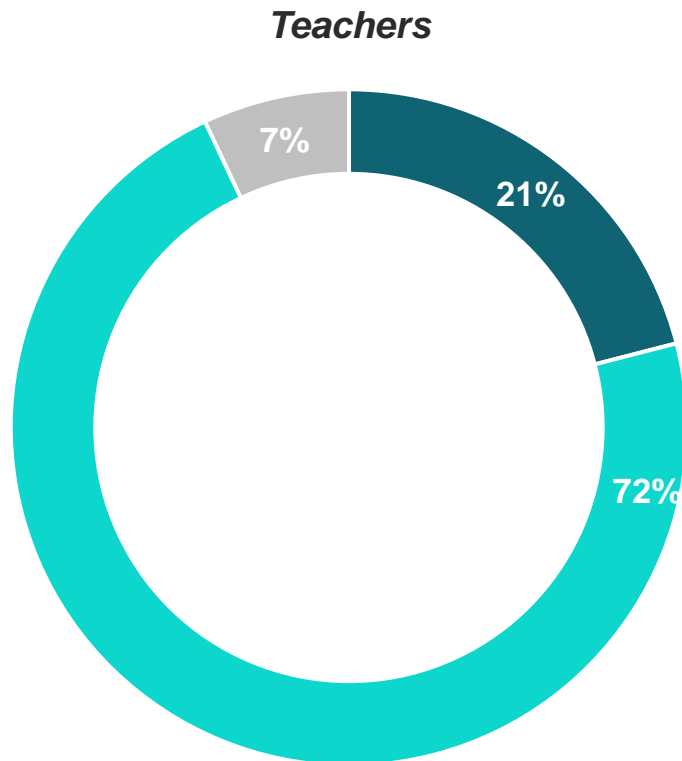
**All Teachers**



# Majorities of teachers and school parents believe that schools should provide multiple learning options for their students.

And, do you think schools should offer one approach to educating K-12 students in the fall or provide multiple learning options?

■ Offer One Approach ■ Provide Multiple Learning Options ■ Don't Know / No Opinion

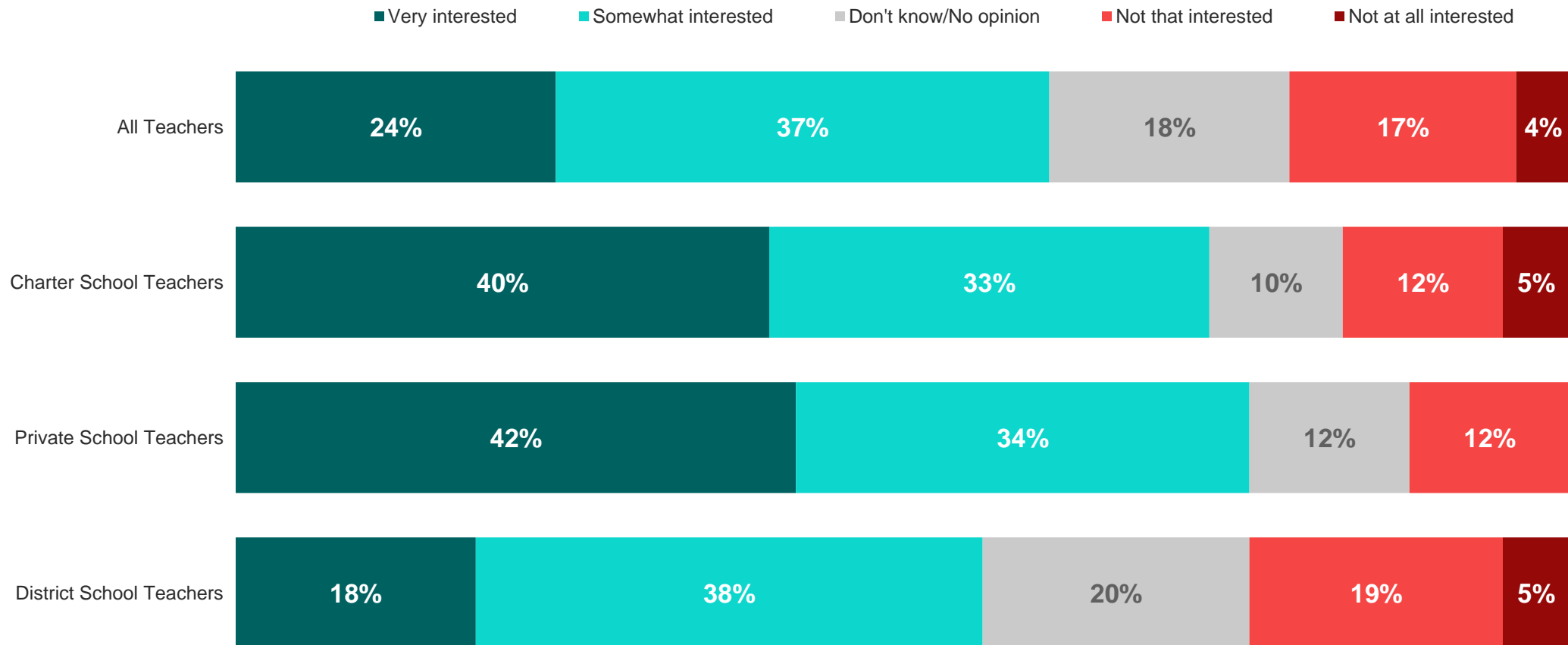


*Note: \*School parents data comes from the December 2021 Gen Pop Report.*

# Teachers in private schools and charter schools are much more interested in learning pods than district school teachers.

'Learning pods' or 'pandemic pods' are small groups of children, organized by parents, gathering to learn together. Parents either hire a private teacher or tutor to facilitate instruction in-person but outside of the school or classroom – usually in someone's home. How interested are you in facilitating instruction for a learning pod?

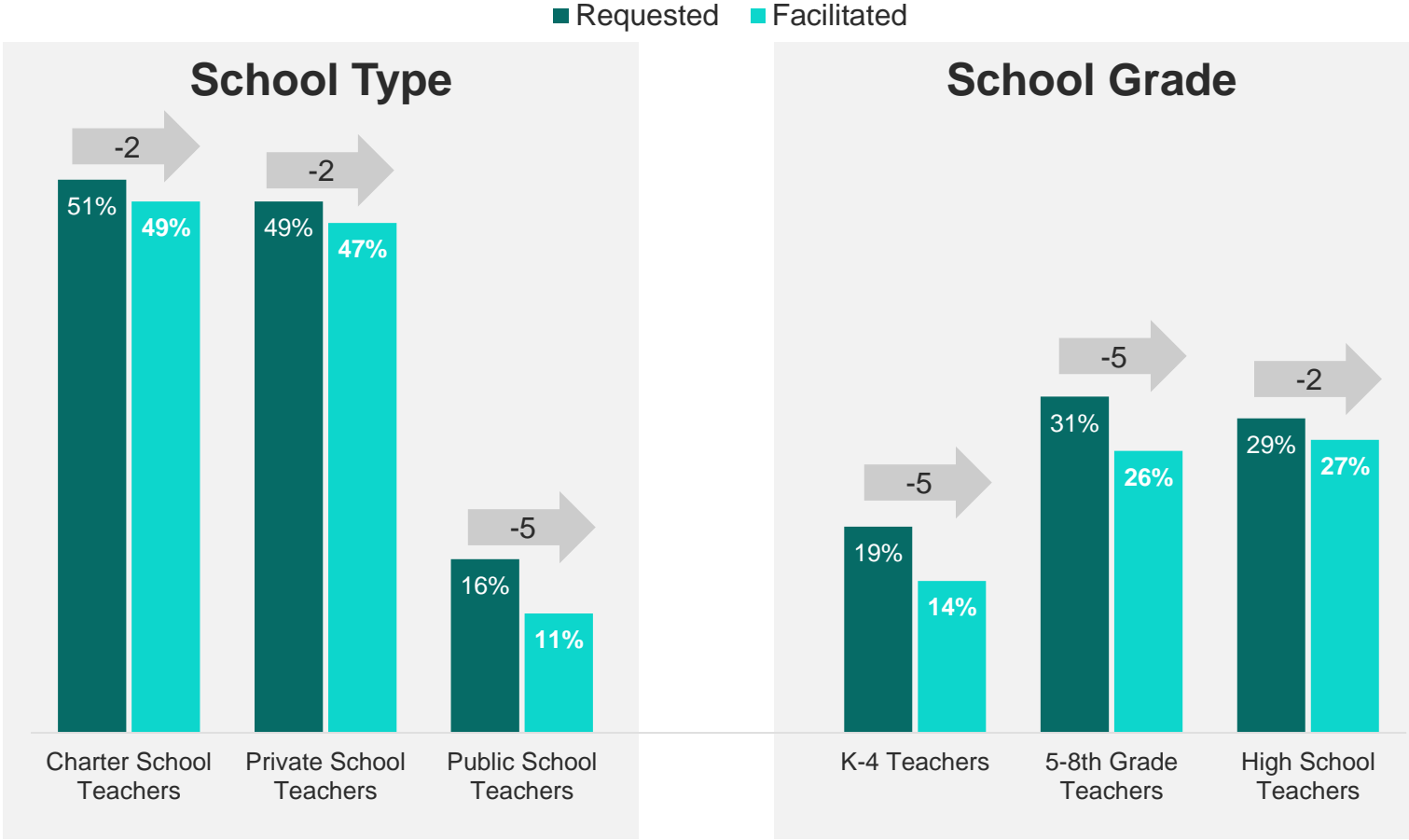
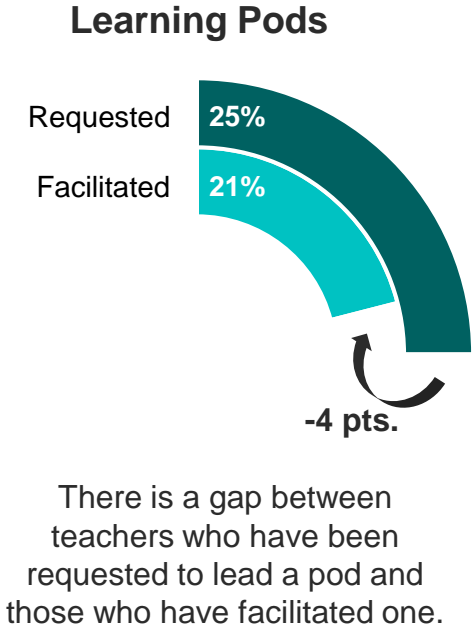
## All Teachers



The number of teachers who have received requests to facilitate instruction for a learning pod is similar to the amount who have actually facilitated one.

In the past month, have you received requests to **facilitate instruction for a learning pod**...? In the past month, have you **facilitated instruction for a learning pod** ...?

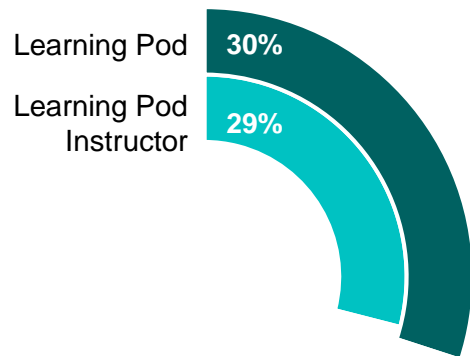
**All Teachers**



# Private school teachers are much more likely than district school teachers to have sought out a learning pod or learning pod instructor for their children.

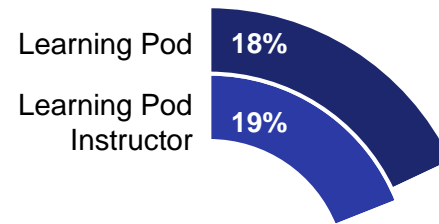
In the past month, for your children, have you sought out a learning pod/a learning pod instructor?

## All Teachers

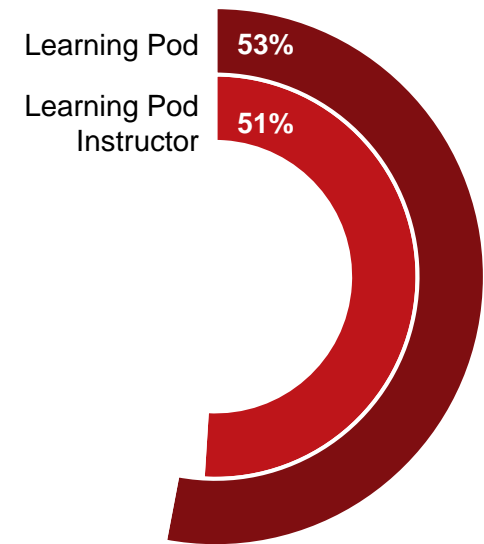


All Teachers

## % Yes



District School Teachers



Private School Teachers

The monthly amount teachers would ask parents to pay (per child) in order to facilitate a learning pod held steady at \$480 in December. That potential cost is similar to the amount school parents are able/willing to spend.

How much would you ask parents to pay per child per month for you to facilitate a learning pod?

**All Teachers**

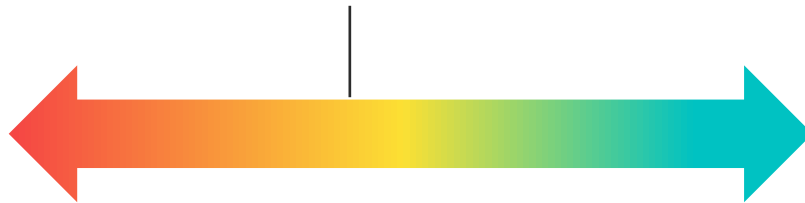
\*School Parents are willing to spend:

**\$469**  
Per child

**\$481** ▲ **+\$1**  
vs. Q3 2021

on average  
Per child / per month

**\$0**  
minimum  
per child /  
per month



**\$1,000**  
maximum  
per child / per  
month

**Average Willing to ask Per Child/Per Month By Demographic**

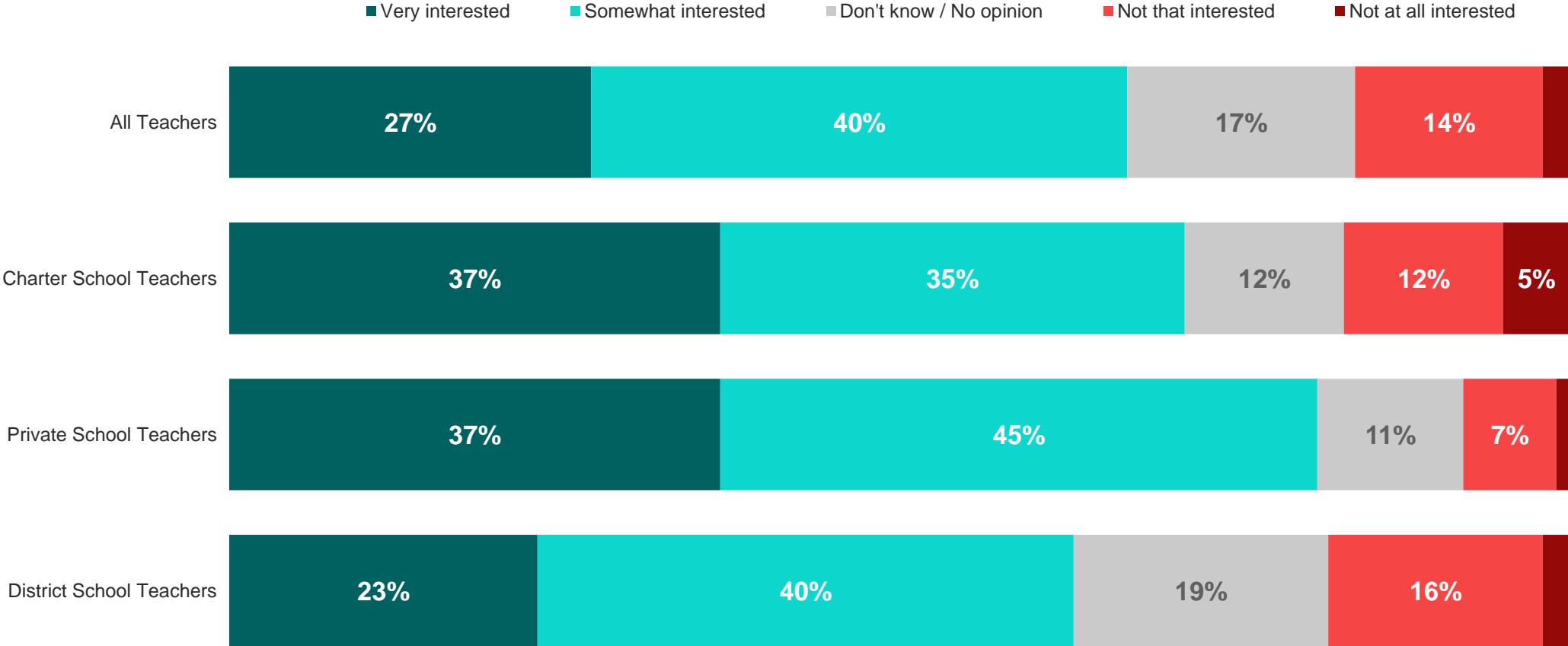
School Type	Charter School Teachers	\$552
	Private School Teachers	\$573
	District School Teachers	\$440
Community Type	Urban	\$576
	Suburban	\$455
	Small Town/Rural	\$352
Years Teaching	Less than 4 years	\$446
	4-9 years	\$544
	10-14 years	\$584
	Greater than 15 years	\$382

\*indicates base size <n=100

# Private school and charter school teachers appear more interested in tutoring opportunities outside of school hours, compared to district school teachers.

How interested are you in tutoring students outside of school hours?

## All Teachers

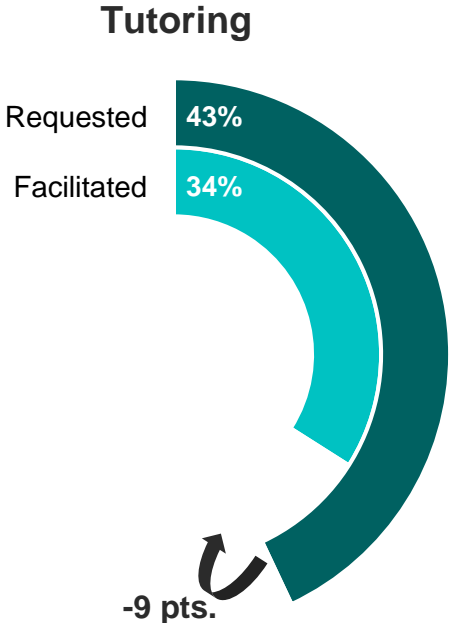




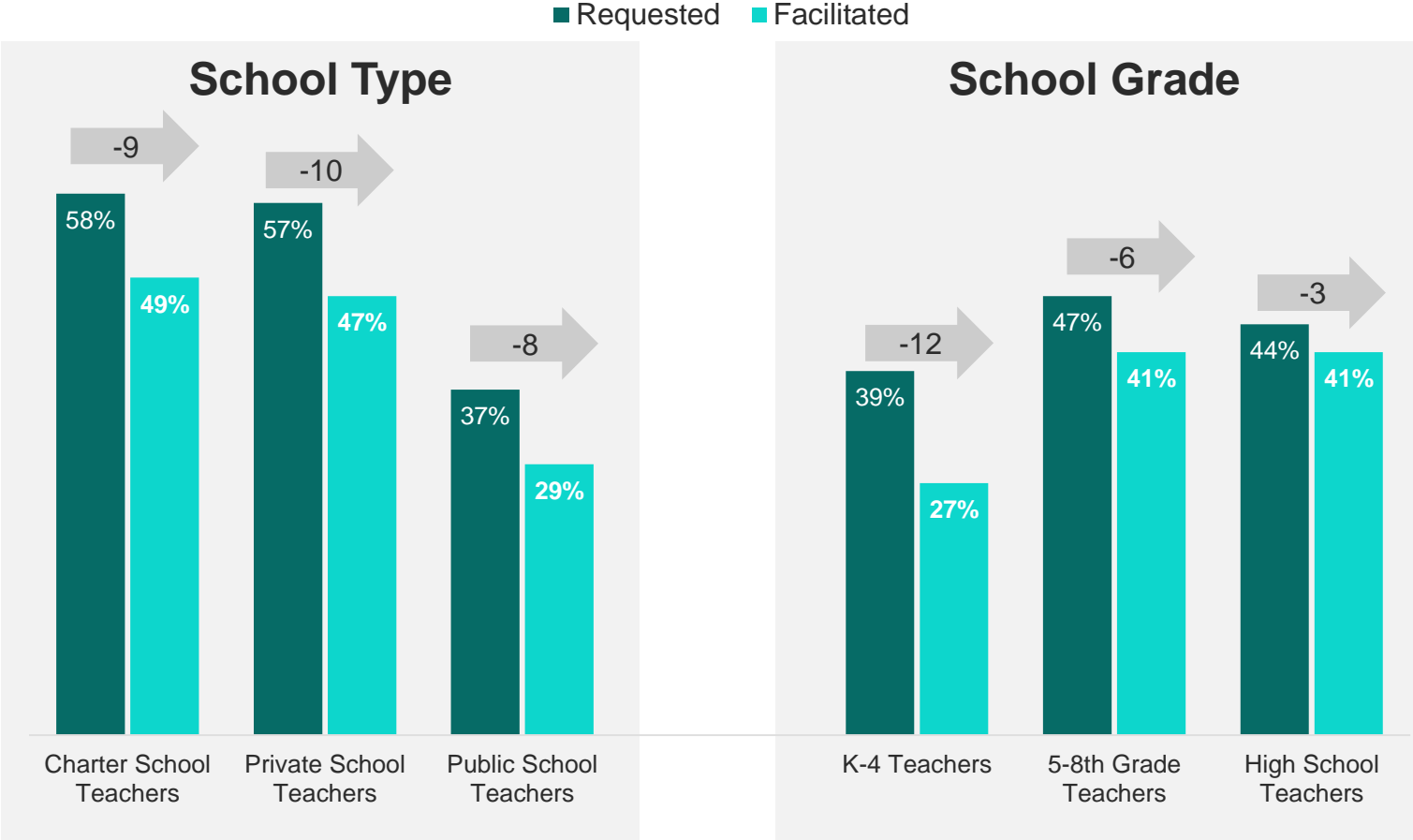
# Teachers are much more likely to have received requests to offer tutoring outside of school hours opposed to actually having facilitated tutoring, especially K-4 teachers.

In the past month, have you received requests to **tutor students outside of school hours**...? In the past month, have you **tutor students outside of school hours**...?

## All Teachers



There is a gap between teachers who have been requested to tutor students outside of school hours and those who have facilitated tutoring.

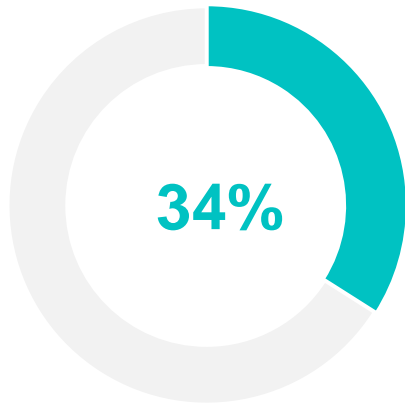


# Private school teachers are much more likely than district school teachers to have sought out tutoring for their children outside of school.

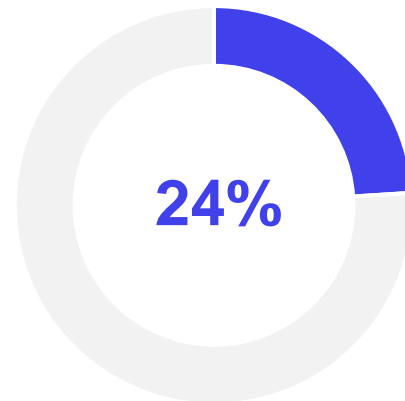
In the past month, for your children, have you sought out tutoring outside of school?

## All Teachers

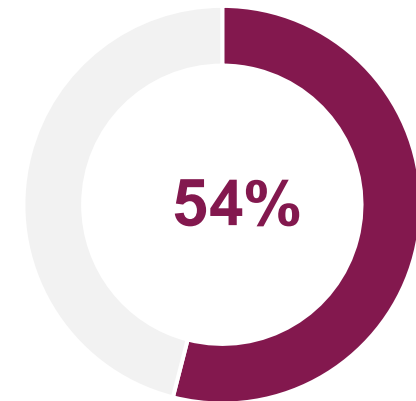
% Yes



All Teachers



District School Teachers



Private School Teachers

The monthly amount teachers would ask parents to pay for tutoring held steady from September to December. That potential cost is nearly the same amount that school parents are able/willing to spend.

How much would you ask parents to pay per child per month for you to tutor their child outside of school hours?

**All Teachers**

\*School Parents are willing to spend:

**\$380**  
Per child

**\$388** ▲ **+\$6**  
vs. Q3 2021

on average  
Per child / per month

**\$0**  
minimum  
per child /  
per month



**\$1,000**  
maximum  
per child / per  
month

**Average Willing to ask Per Child/Per Month By Demographic**

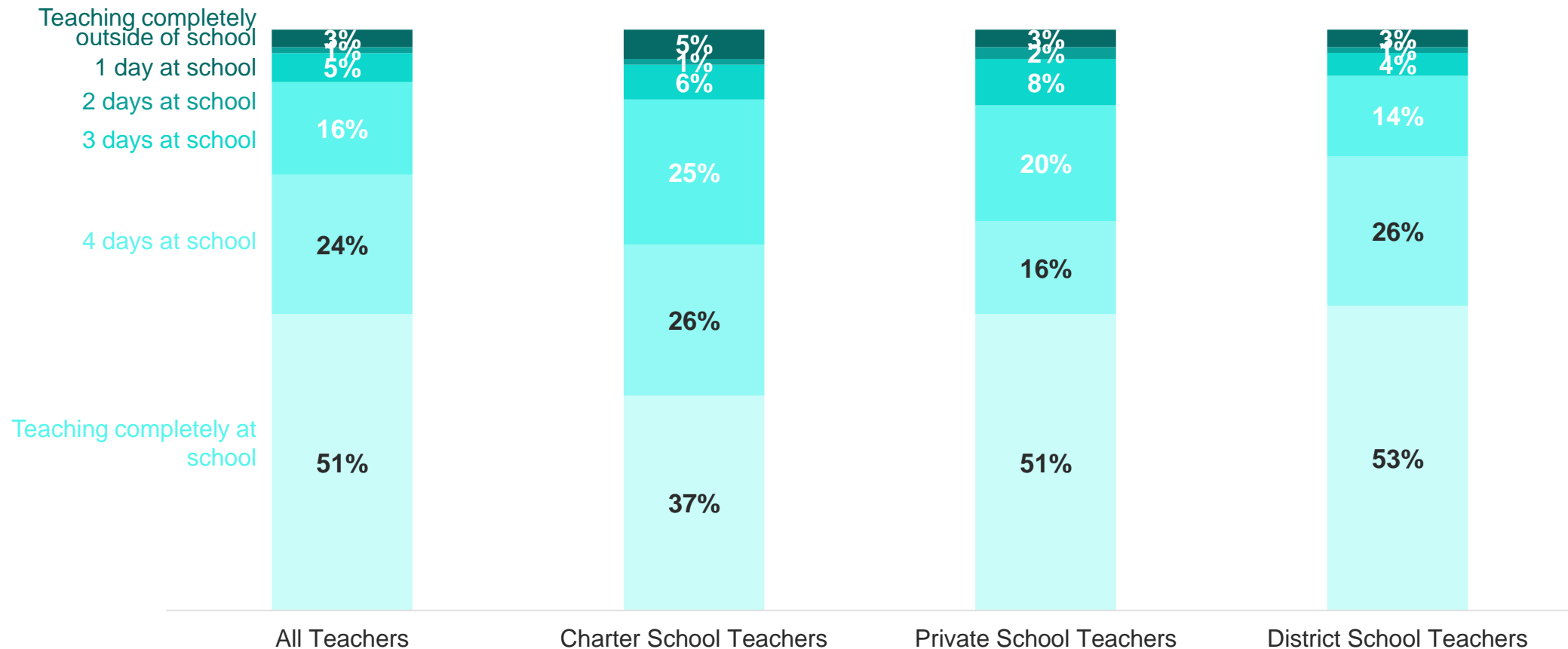
School Type	Charter School Teachers	<b>\$501</b>
	Private School Teachers	<b>\$519</b>
	District School Teachers	<b>\$331</b>
Community Type	Urban	<b>\$509</b>
	Suburban	<b>\$352</b>
	Small Town/Rural	<b>\$255</b>
Years Teaching	Less than 4 years	<b>\$332</b>
	4-9 years	<b>\$467</b>
	10-14 years	<b>\$468</b>
	Greater than 15 years	<b>\$303</b>

*\*indicates base size <n=100*

Just under half of teachers prefer to teach at least one or more days away from a school building. That finding is roughly the same compared to September.

After the pandemic, if given the option, how many days would you prefer to teach your students in-person at school each week?

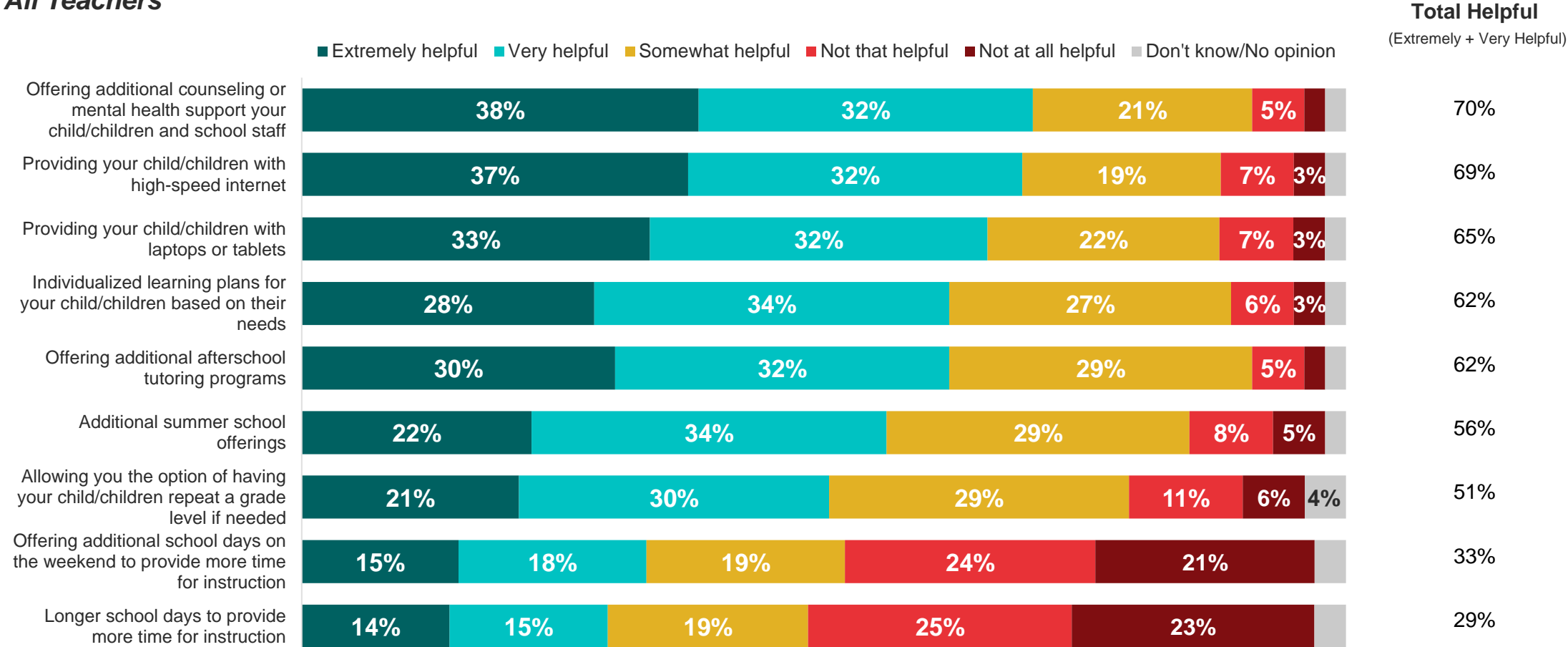
**All Teachers**



# Teachers are much more likely to value additional counseling services and providing students with high-speed internet and laptops/tablets.

How helpful do you think each of the following will be in helping students/your child/children next school year following the COVID-19 outbreak?

## All Teachers



AGENDA

**COVID-19 AND SCHOOLING**

**SCHOOL CHOICE POLICIES**

**TEACHING PROFESSION AND UNIONS**

**VIEWS ON K-12 EDUCATION**

**SURVEY PROFILE AND DEMOGRAPHICS**



## Descriptions Used:

### **Charter Schools**

Charter schools are public schools that have more control over their own budget, staff, and curriculum, and are exempt from many existing public school regulations.

### **School Vouchers**

A school voucher system allows parents the option of sending their child to the school of their choice, whether that school is public or private, including both religious and non-religious schools. If this policy were adopted, tax dollars currently allocated to a school district would be allocated to parents in the form of a 'school voucher' to pay partial or full tuition for the child's school.

### **Education Savings Accounts**

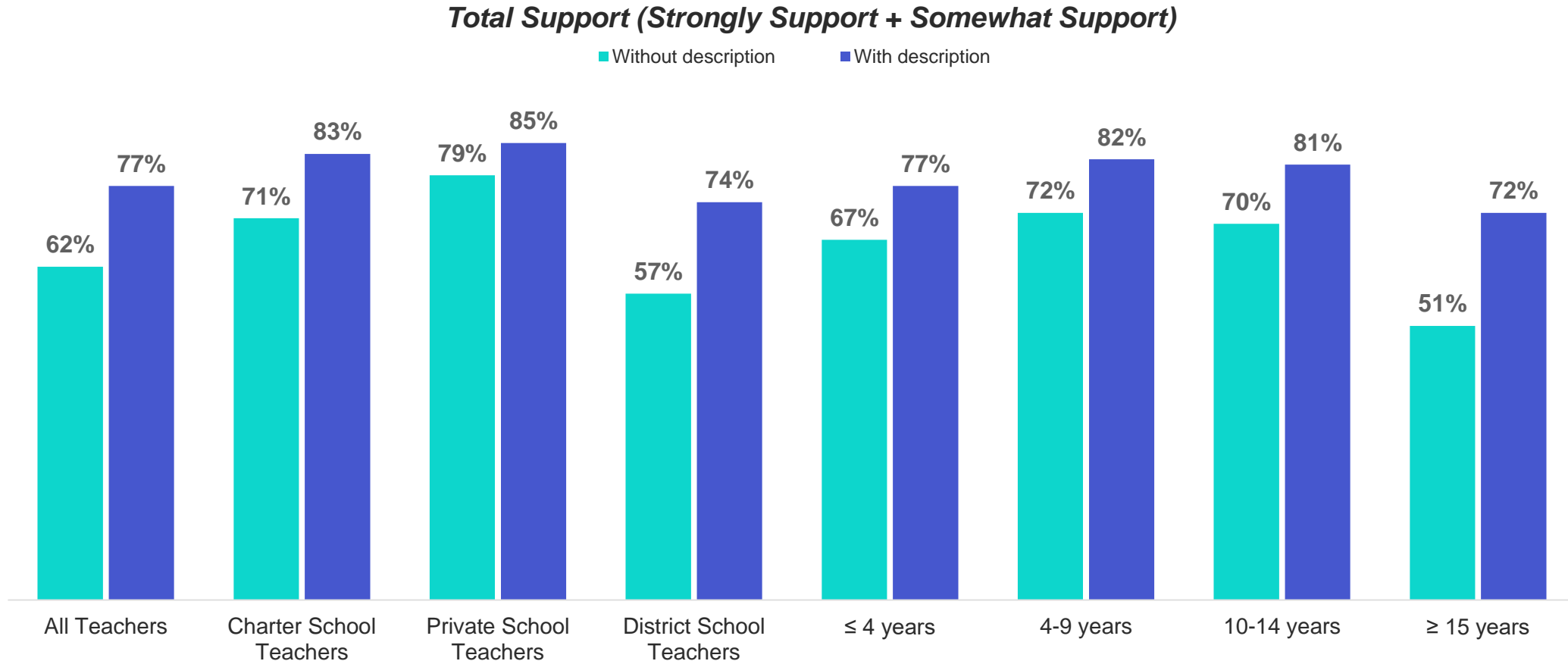
An "education savings account" in K–12 education – often called an ESA – establishes for parents a government-authorized savings account with restricted, but multiple uses for educational purposes. Parents can then use these funds to pay for: school tuition; tutoring; online education programs; therapies for students with special needs; textbooks or other instructional materials; or save for future college expenses.

# Teachers are generally supportive of education savings accounts (ESAs), and even more so after learning more from a description.

Based on what you know, or have heard from others... In general, what is your opinion of 'education savings accounts' in K-12 education?

An "education savings account" in K-12 education – often called an ESA – establishes for parents a government-authorized savings account with restricted, but multiple uses for educational purposes. Parents can then use these funds to pay for: school tuition; tutoring; online education programs; therapies for students with special needs; textbooks or other instructional materials; or save for future college expenses. In general, what is your opinion of an ESA system?

## All Teachers

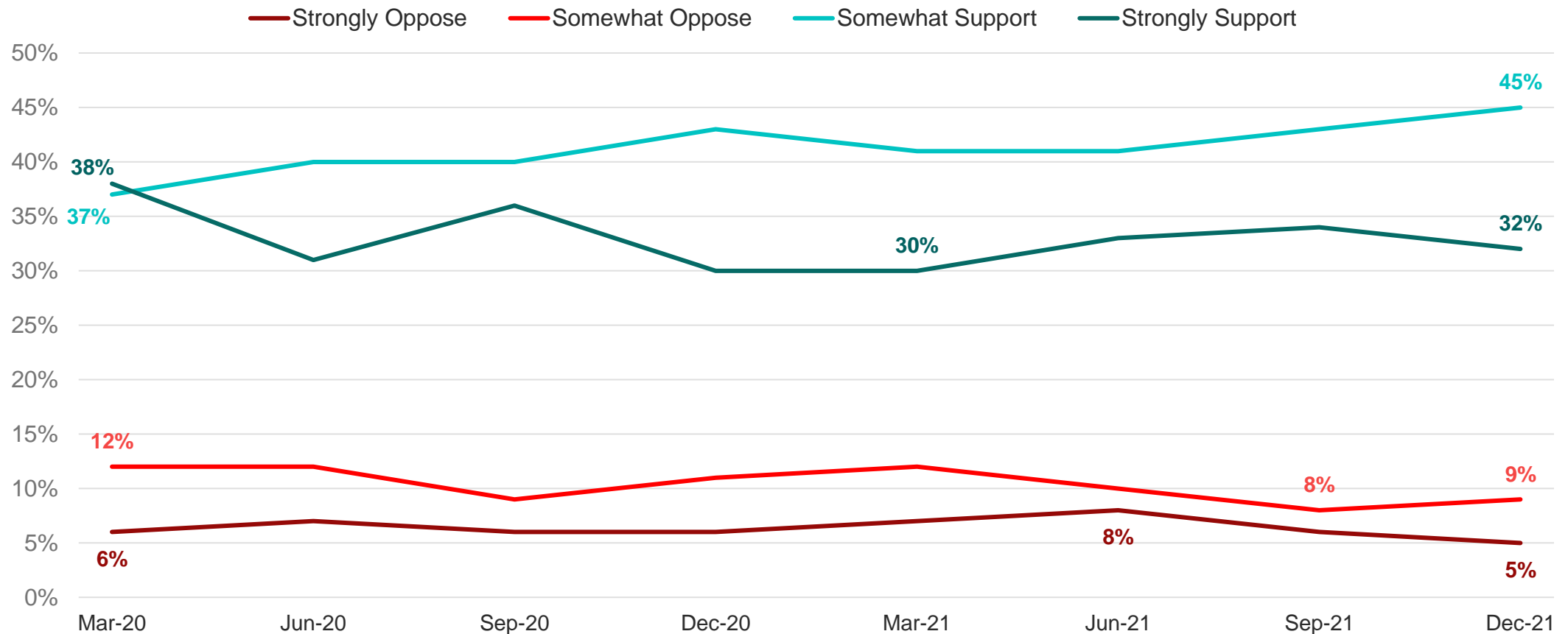




# Overall support for ESAs held steady from September to December.

An "education savings account" in K–12 education – often called an ESA – establishes for parents a government-authorized savings account with restricted, but multiple uses for educational purposes. Parents can then use these funds to pay for: school tuition; tutoring; online education programs; therapies for students with special needs; textbooks or other instructional materials; or save for future college expenses. In general, what is your opinion of an ESA system?

## All Teachers



Note: Don't know/no opinion responses are not shown.

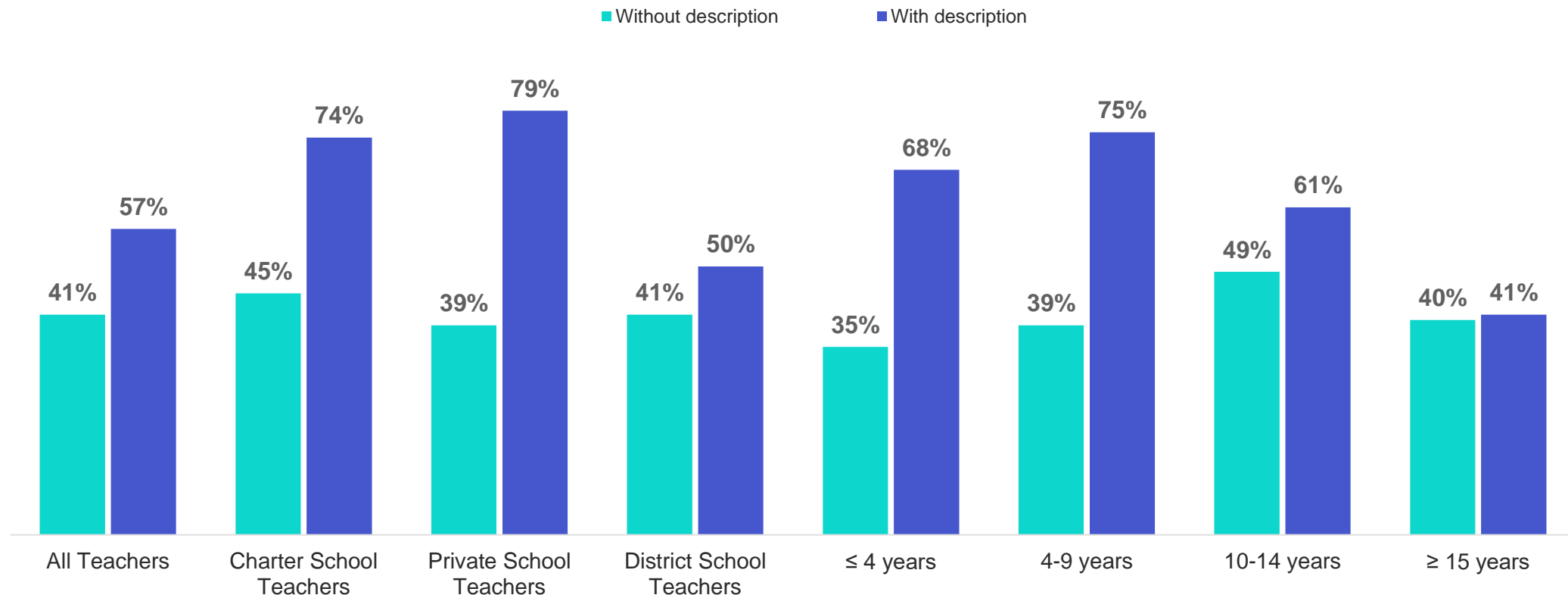
# Teachers' support for school vouchers substantially increases when they are given a description, especially among private school and charter schools and those with less teaching experience.

Based on what you know, or have heard from others... In general, what is your opinion of 'school vouchers' in K–12 education?

A school voucher system allows parents the option of sending their child to the school of their choice, whether that school is public or private, including both religious and non-religious schools. If this policy were adopted, tax dollars currently allocated to a school district would be allocated to parents in the form of a 'school voucher' to pay partial or full tuition for the child's school. In general, what is your opinion of school voucher systems?

## All Teachers

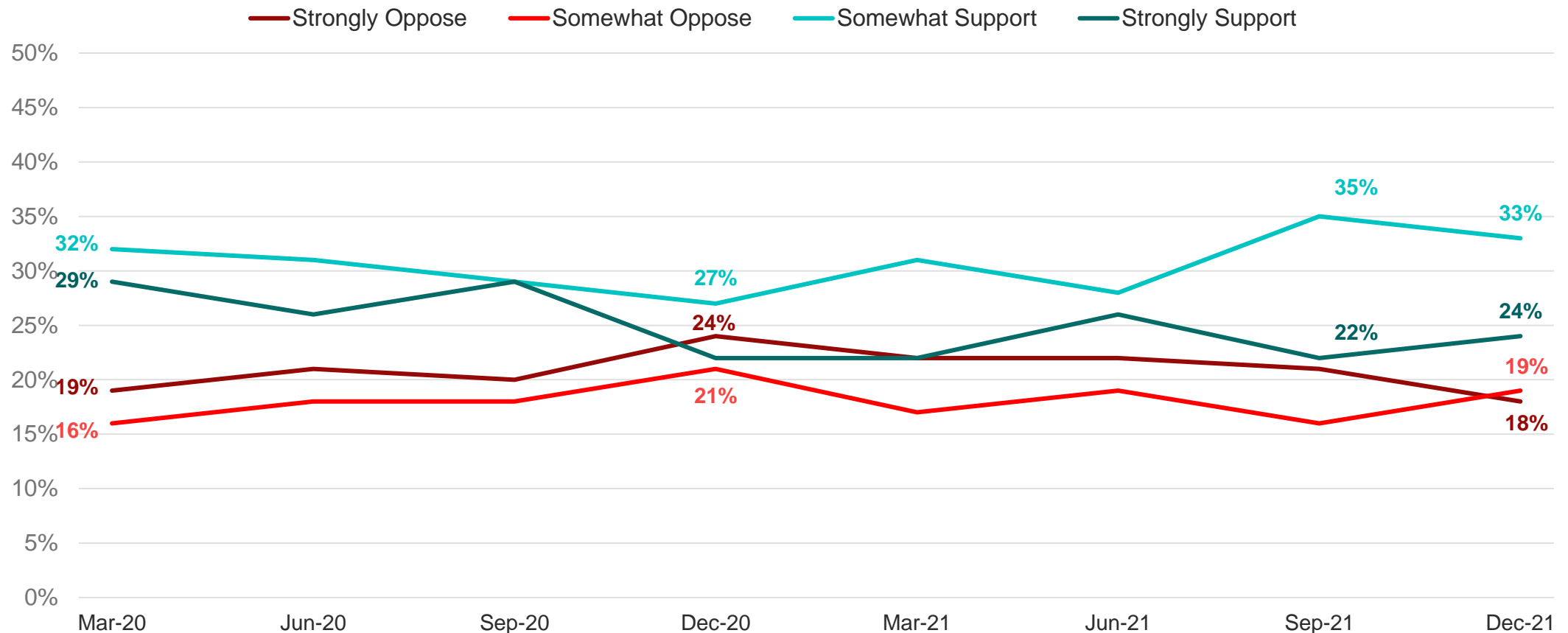
### Total Support (Strongly Support + Somewhat Support)



# Overall support of school vouchers held steady from September to December.

A school voucher system allows parents the option of sending their child to the school of their choice, whether that school is public or private, including both religious and non-religious schools. If this policy were adopted, tax dollars currently allocated to a school district would be allocated to parents in the form of a 'school voucher' to pay partial or full tuition for the child's school. In general, what is your opinion of school voucher systems?

## All Teachers

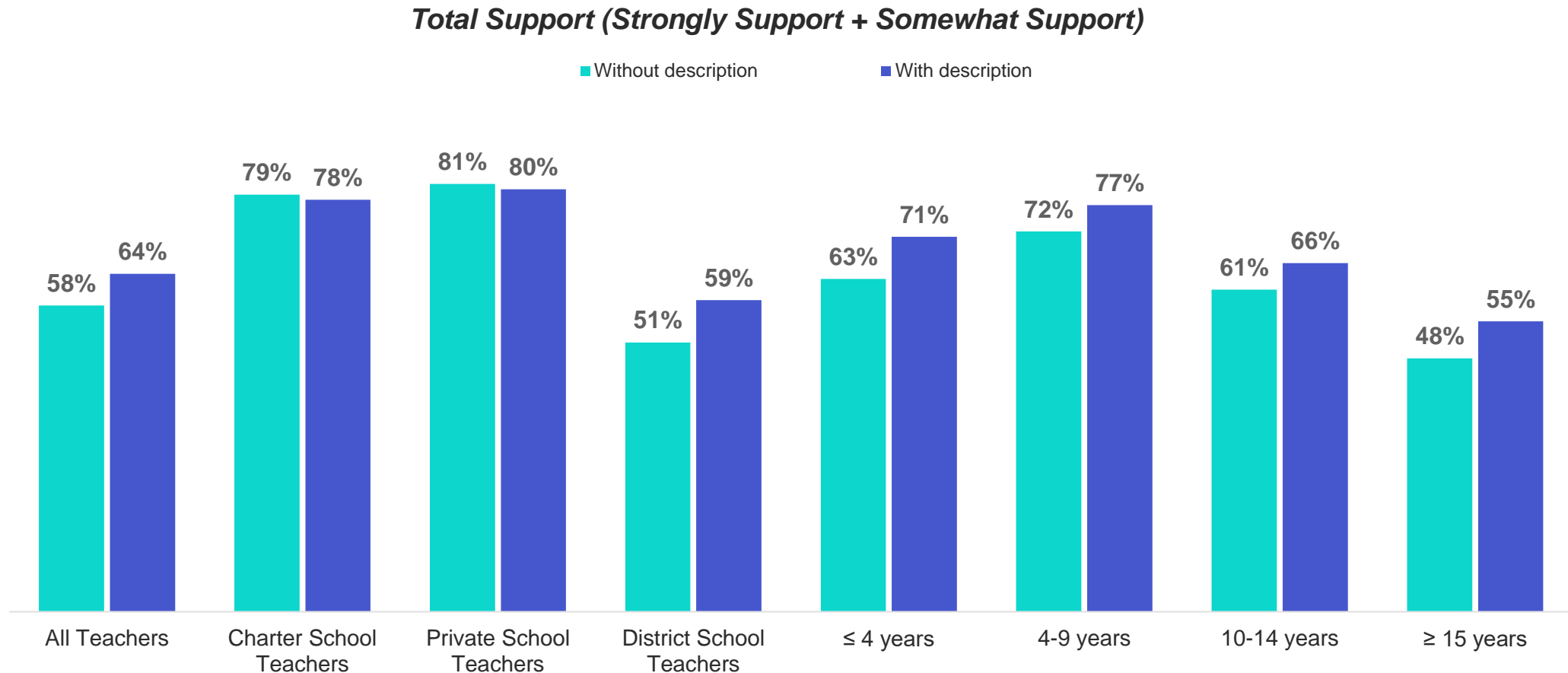


Note: Don't know/no opinion responses are not shown.

# Teachers' support of charter schools increases slightly once given more information.

Based on what you know, or have heard from others... In general, what is your opinion of 'charter schools' in K-12 education?  
Charter schools are public schools that have more control over their own budget, staff, and curriculum, and are exempt from many existing public school regulations. In general, what is your opinion of public charter schools?

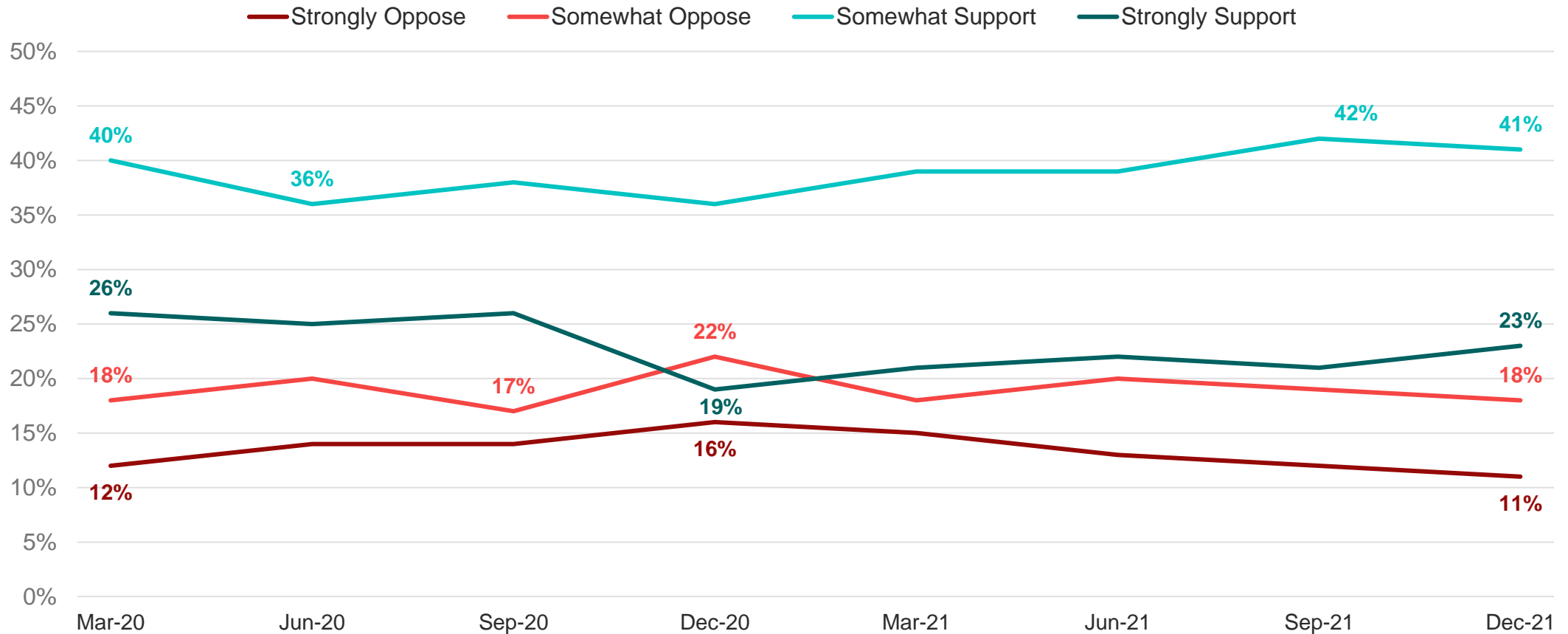
## All Teachers



# Overall support of charter schools held steady from September to December.

Charter schools are public schools that have more control over their own budget, staff, and curriculum, and are exempt from many existing public school regulations. In general, what is your opinion of public charter schools?

## All Teachers



Note: Don't know/no opinion responses are not shown.

AGENDA

COVID-19 AND SCHOOLING

SCHOOL CHOICE POLICIES

TEACHING PROFESSION AND UNIONS

VIEWS ON K-12 EDUCATION

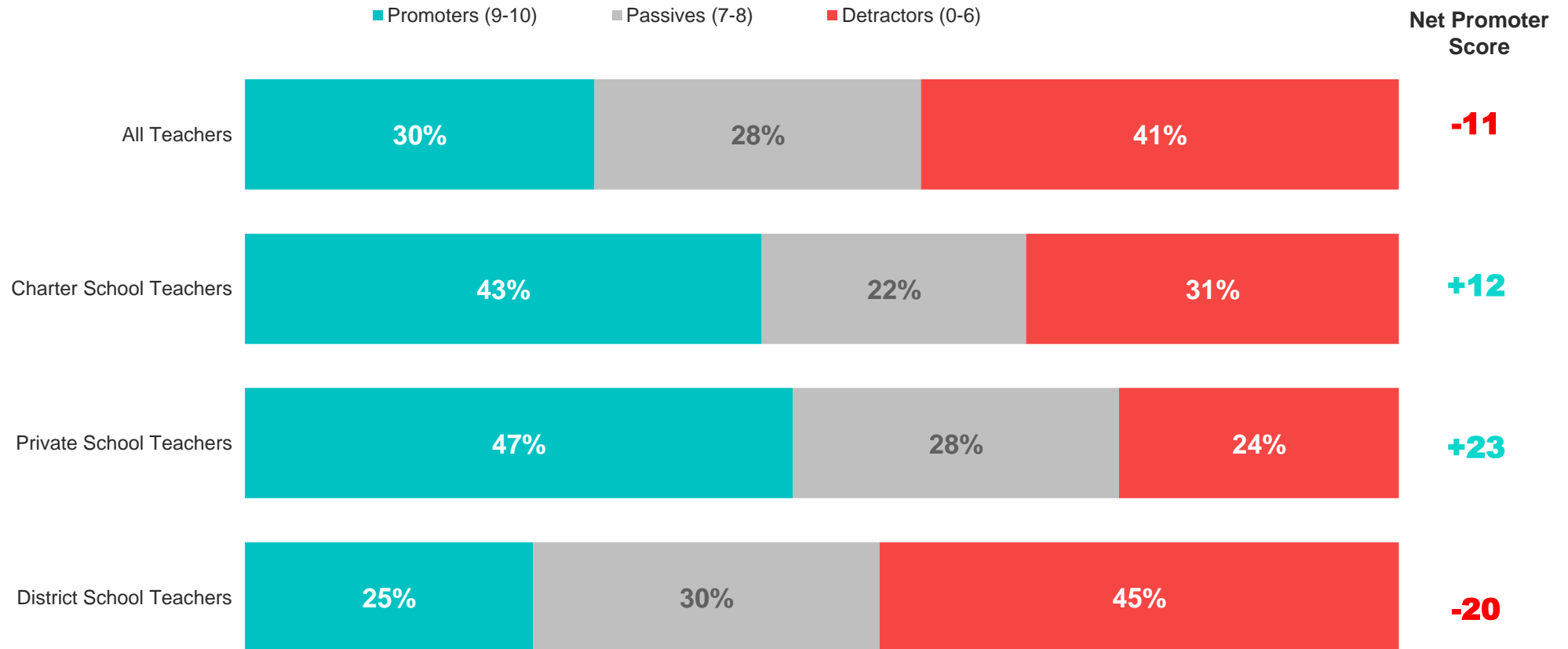
SURVEY PROFILE AND DEMOGRAPHICS



# In December, teachers in charter schools and private schools were much more likely to recommend the teaching profession compared to district teachers.

On a scale from 0 to 10, where '0' means 'Not at all likely' and '10' means 'Extremely likely'. How likely is it that you would recommend teaching to a friend or family member?

## All Teachers



Those who would recommend teaching view it as personally fulfilling and a way to make an impact on future generations. Those who would not recommend teaching believe it's a thankless job that has become more demanding.

And, why would/wouldn't you recommend teaching to a friend or family member?

**All Teachers**

**WOULD RECOMMEND**

“It’s a wonderful career that allows you to do work that has a real impact on people for the better.”

“The job is very rewarding as you get to help kids succeed in life.”

“It is personally very rewarding to see the children grow.”

“You are able to make a difference in a child's life by teaching them academics and social value.”

**WOULDN'T RECOMMEND**

“The pay isn't good and teachers are always blamed for everything.”

“It is a very demanding profession with little to no thanks.”

“The teaching profession right now is in trouble. Teachers are underpaid, overworked, disrespected, etc.”

“It’s a thankless job. Teachers are overworked and under appreciated.”

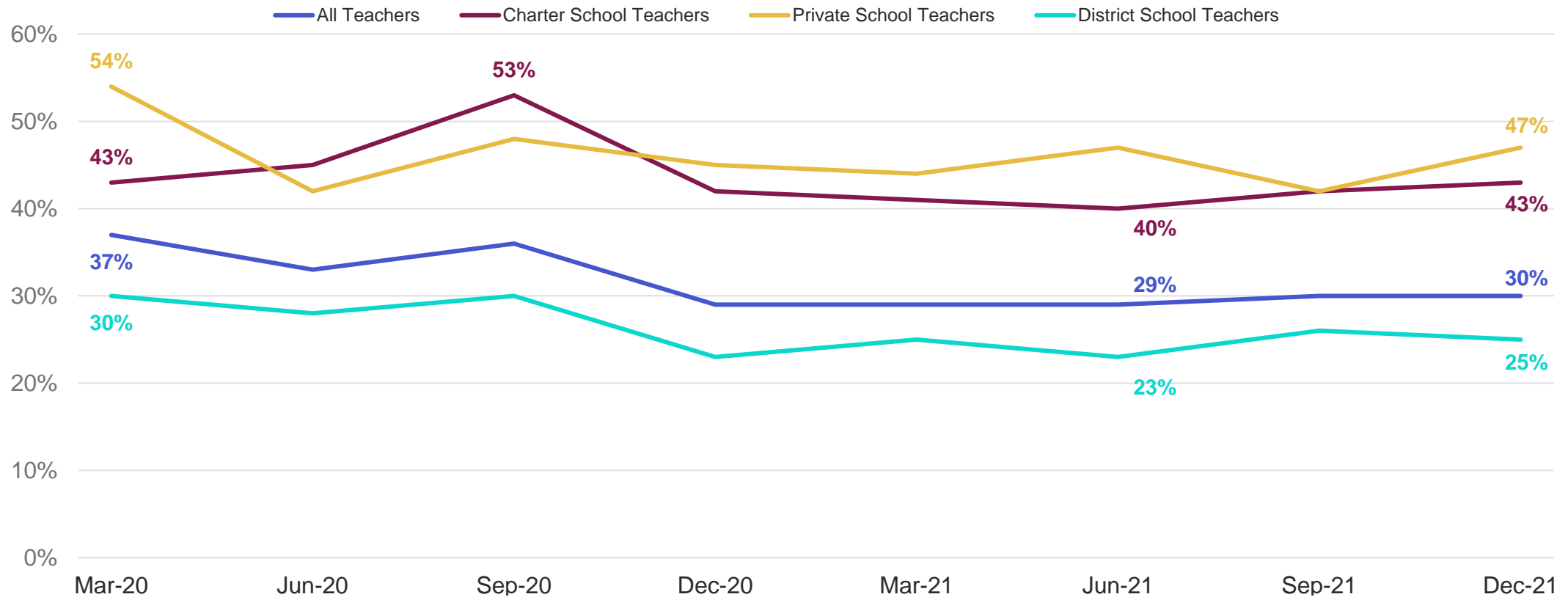


# The COVID-19 pandemic has taken a toll on how teachers' view their profession. The exception appears to be those in charter schools.

On a scale from 0 to 10, where '0' means 'Not at all likely' and '10' means 'Extremely likely'. How likely is it that you would recommend teaching to a friend or family member?

## All Teachers

### % Promoters (9-10)



# The vast majority of teachers are currently teaching at the type of school they prefer most.

Where do you currently teach? Are you currently teaching in the type of school or educational setting that you prefer the most?

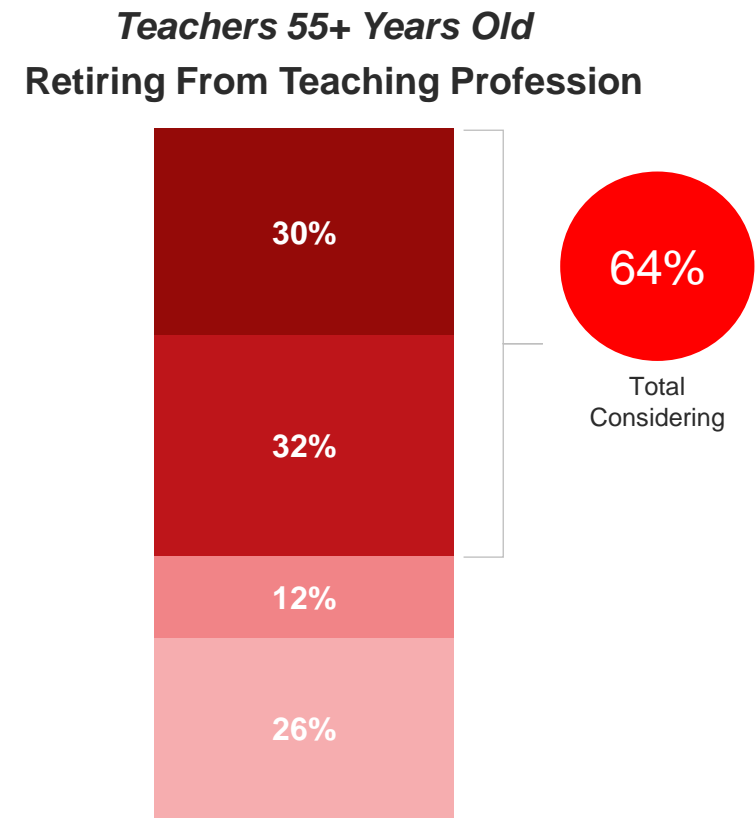
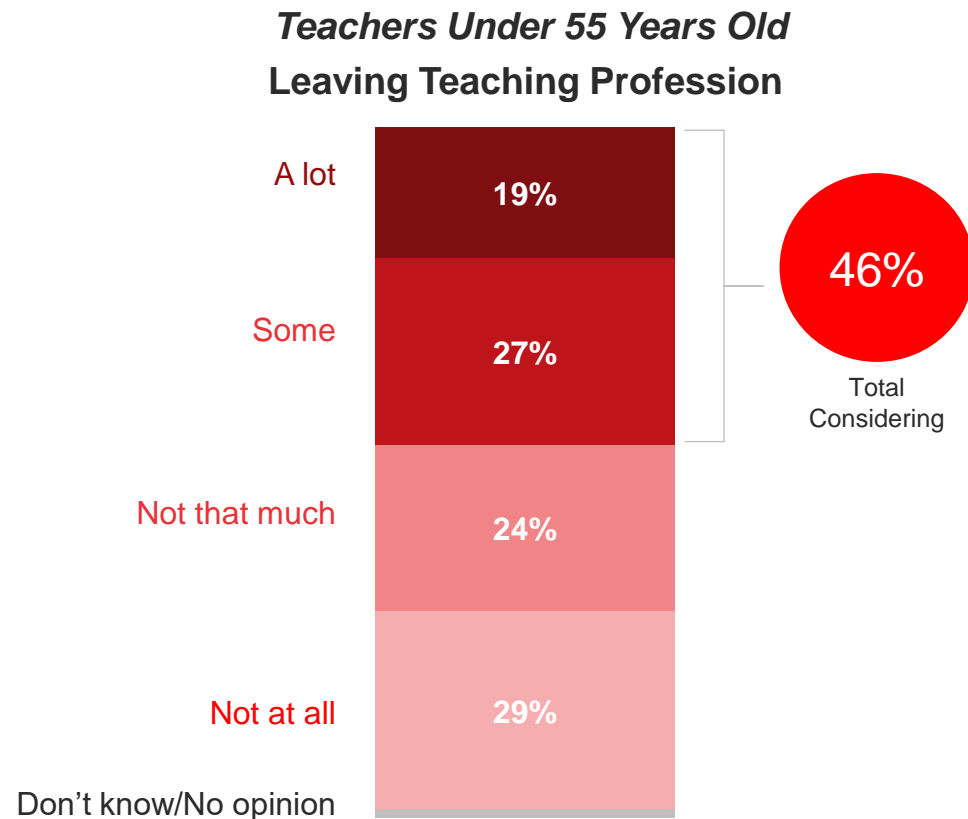
## All Teachers



Roughly two-thirds of teachers age 55 or older have considered retiring from the teaching profession in the last three months. Just under half of teachers under age 55 considered leaving during the fall.

In the past three months, to what extent have you considered leaving the teaching profession for another career?

In the past three months, to what extent have you considered retiring from the teaching profession?



Teachers cite the impact of the pandemic, feeling undervalued and stressed, and politics surrounding the job as top reasons for considering leaving or retiring from the profession.

Why have you considered leaving the teaching profession or retiring after this year?

### IMPACT OF THE PANDEMIC

“Many issues regarding COVID-19 has caused me to consider leaving.”

“The pandemic has made it hard to be able to interact with children like we used to and (by not being able to do that) I feel I am not doing a good job.”

“The stress and demand of COVID.”

### UNDervalUED & STRESSED

“Pay and benefits do not match work load and education level needed.”

“(I am) overworked, underpaid, and unappreciated.”

“Highly stressed and feeling as if too much emphasis is on testing and none on real learning.”

### POLITICS OF THE JOB

“I am tired of politics getting involved and just not letting us teach.”

“It’s too politicized now.”

“Policy decisions do not take teachers professional opinion into consideration before making changes for the worse.”

AGENDA

COVID-19 AND SCHOOLING

SCHOOL CHOICE POLICIES

TEACHING PROFESSION AND UNIONS

**VIEWS ON K-12 EDUCATION**

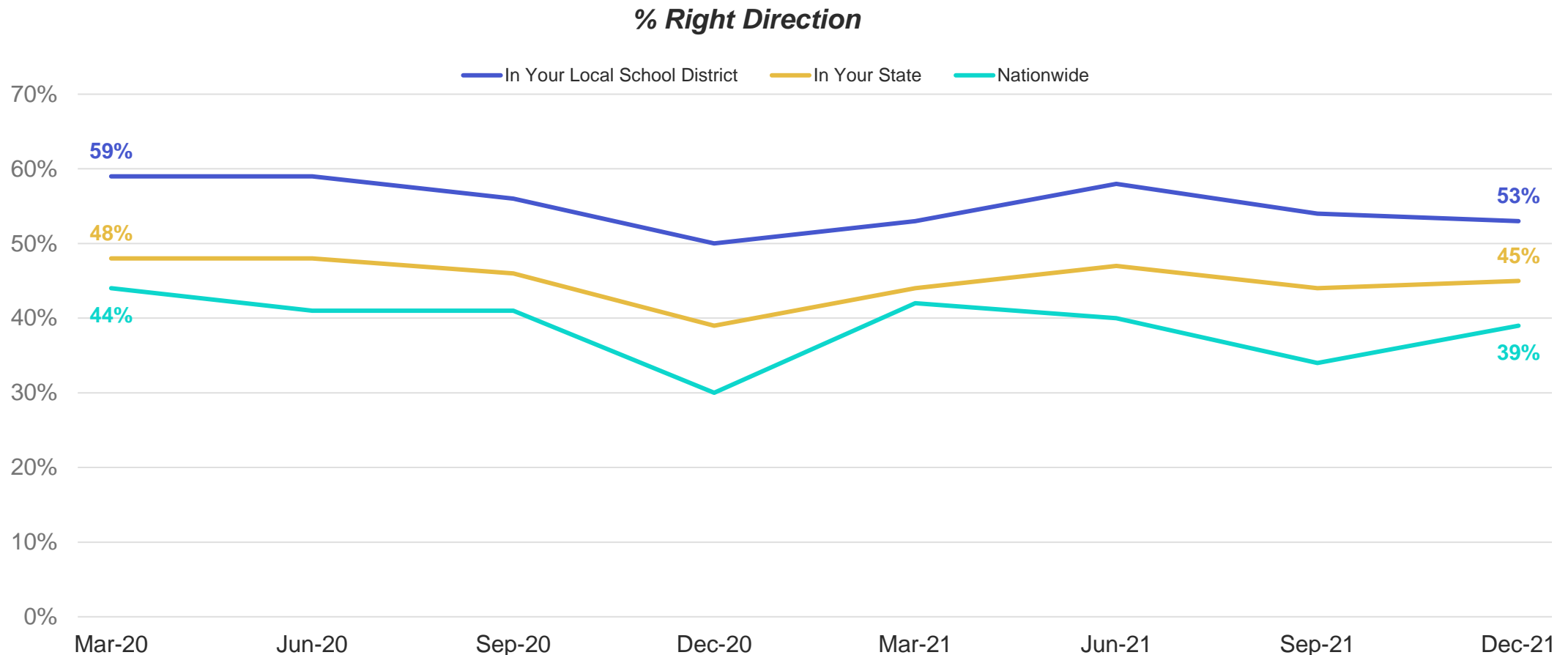
SURVEY PROFILE AND DEMOGRAPHICS



# Teachers became more optimistic about the national direction of K-12 education since September. But they are still relatively much more positive about their local school district.

Do you feel things in K-12 education are generally going in the right direction, or do you feel things have generally gotten off on the wrong track?

## All Teachers



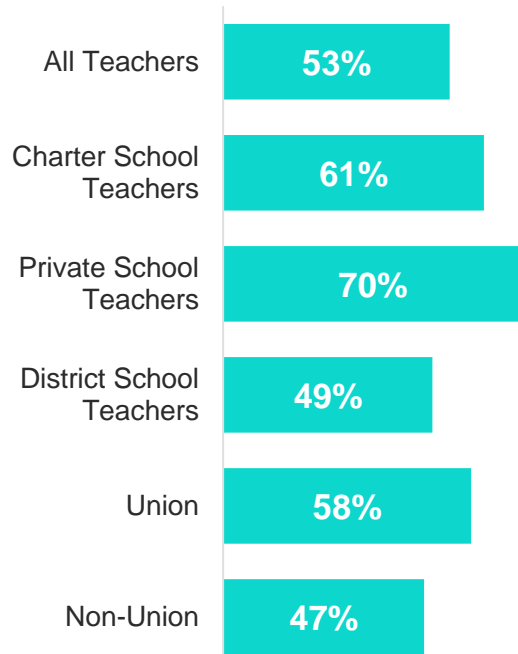
Teachers in charter schools and private schools continue to be more optimistic about the direction of K-12 education than district school teachers – especially when considering the nation as a whole.

Do you feel things in K-12 education are generally going in the right direction, or do you feel things have generally gotten off on the wrong track?

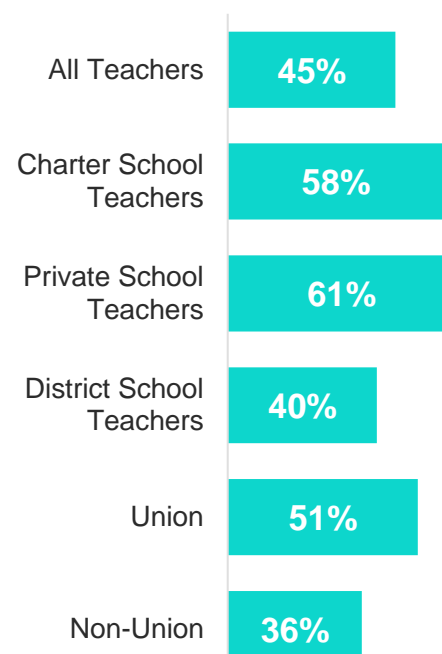
**All Teachers**

**% Right Direction**

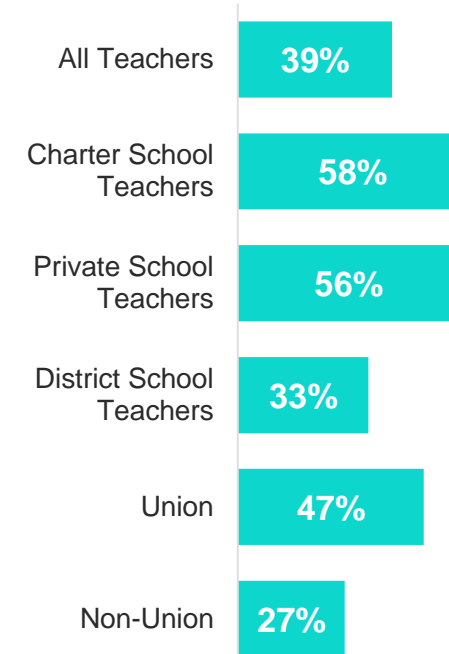
**In your local school district**



**In your state**



**Nationwide**



Teachers are more likely to say grades K-8 should focus on core academic subjects and socialization while high school should focus on skills for future employment and independent thinking than the general public.



What do you believe should be the main purpose of education during Kindergarten through 8th grade/High School? In your opinion, how important is it for students to learn...

**All Teachers**

**% Extremely Important**








**Grades K-8**

Average % selected Extremely Important **47%**

-  Core academic subjects (**58%**)
-  Socialization (**57%**)
-  Become independent thinkers (**52%**)
-  How to be good citizens (**52%**)
-  Values, moral character, religious virtues (**42%**)
-  Skills for future employment (**40%**)
-  To fix social problems (**26%**)

**Grades 9-12**

Average % selected Extremely Important **48%**

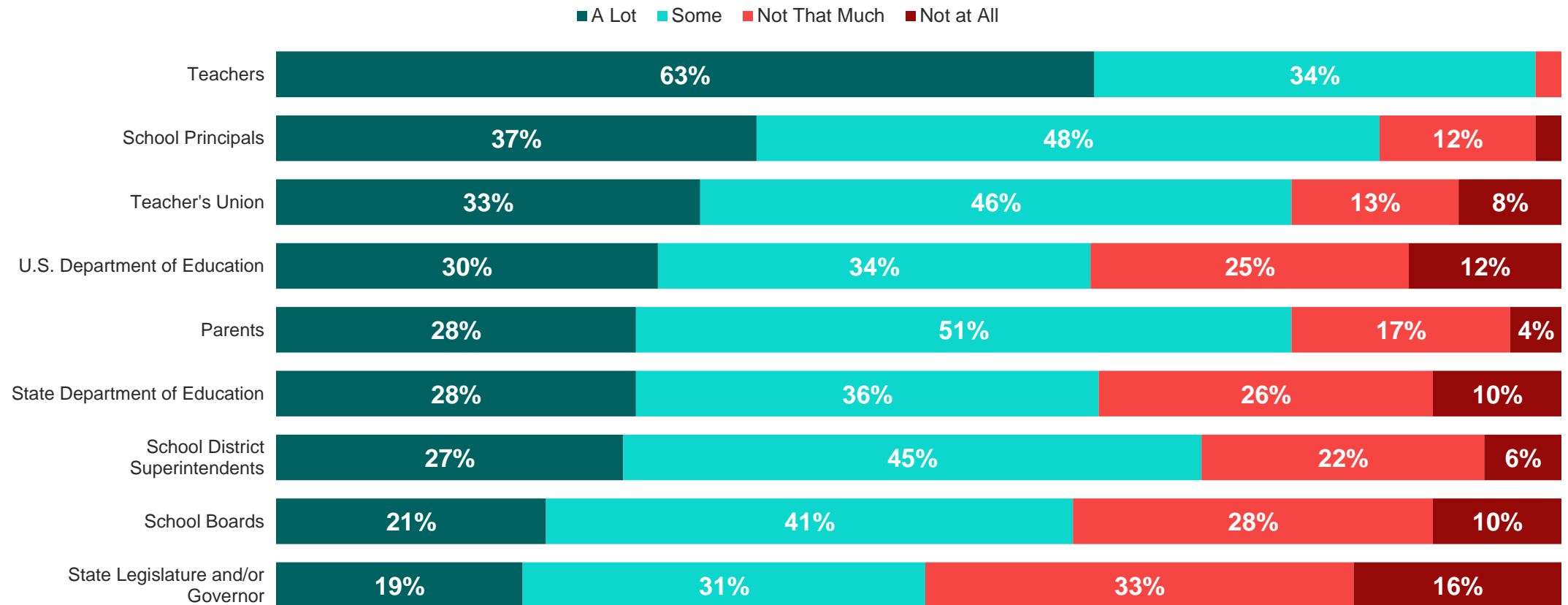
-  Skills for future employment (**62%**)
-  Become independent thinkers (**60%**)
-  How to be good citizens (**52%**)
-  Core academic subjects (**50%**)
-  Socialization (**47%**)
-  Values, moral character, religious virtues (**38%**)
-  To fix social problems (**29%**)



# Teachers continue to view fellow teachers and school principals as most trustworthy when it comes to making decisions about education.


How much, if at all, do you trust the following to make good decisions about education?

## All Teachers




# Teachers believe that government spending per student is much lower than actual expenditures.

How much do you think is spent per year on each student in your state's public schools? Your estimate of the state average—to the nearest thousand dollars—will represent the combined expenditures of local, state, and federal governments.

 = \$1,000

**Median Estimate**

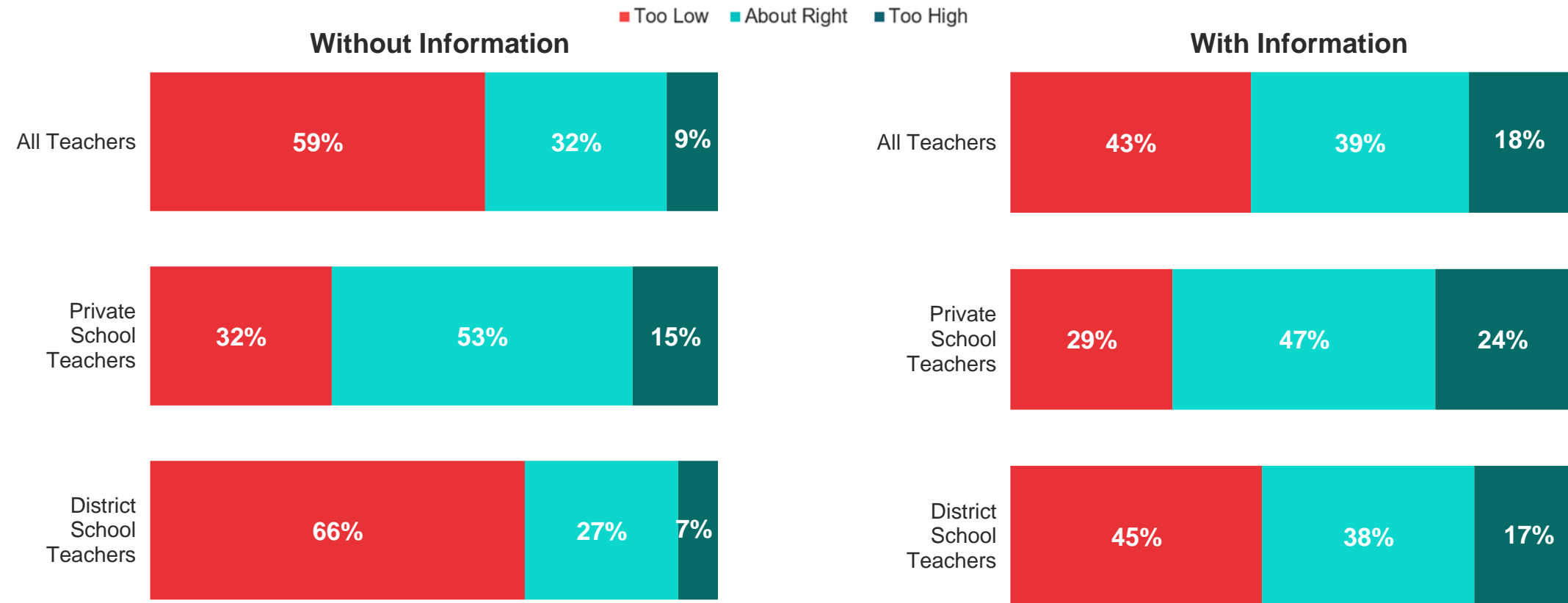
FY18 State Actuals	
Maximum	\$22,845
Mean	\$12,485
Minimum	\$7,525



# Teachers are much less likely (-16 points) to say their state’s per-student spending is “too low” when given a publicly reported statistic.

Do you believe public school funding in [STATE] is:

On average, [STATE] spends \$\_\_\_\_\_ per student attending public school each year. Do you believe public school funding is:



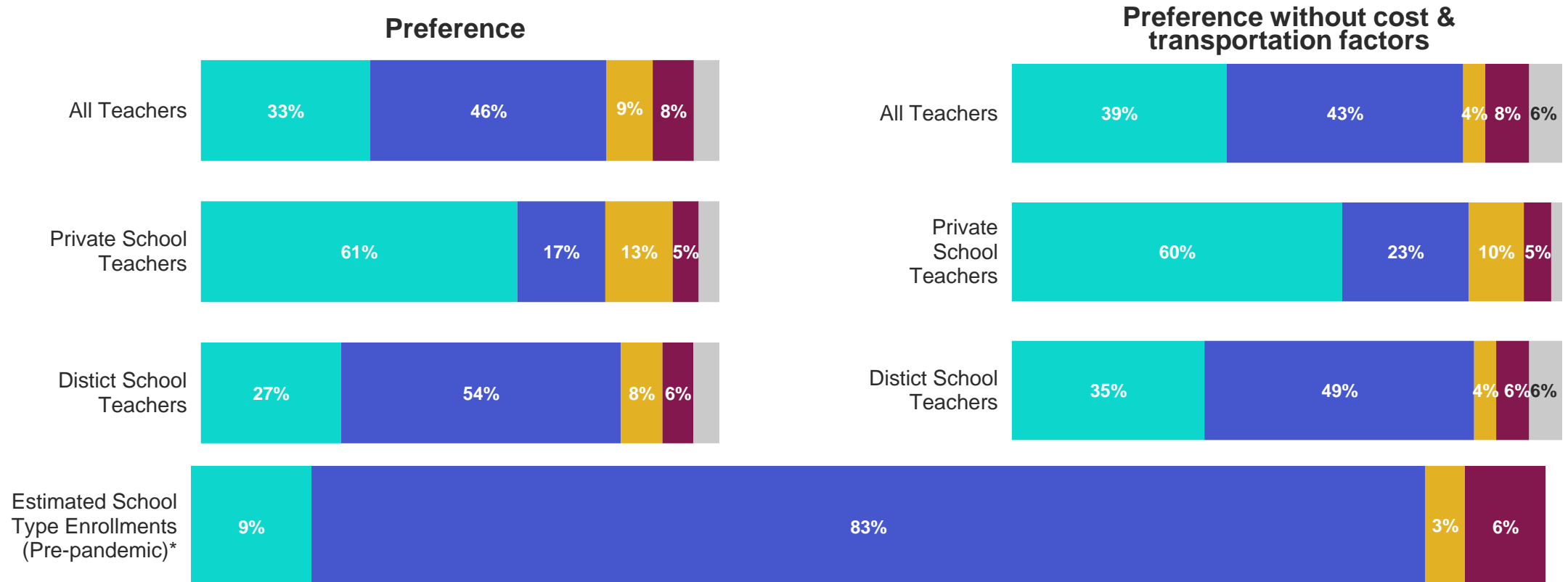
State Per Pupil Spending Source: National Center for Education Statistics  
 \*Charter school teachers not shown due to low sample size

# Most teachers would prefer their child attend a similar school to the one where they teach – regardless of financial cost or transportation factors.

If given the option, what type of school would you select in order to obtain the best education for your child?

If given the option, and neither financial costs nor transportation were factors, what type of school would you select in order to obtain the best education for your child?

■ Private School ■ Regular Public School ■ Home School ■ Charter School ■ Don't Know/No Opinion



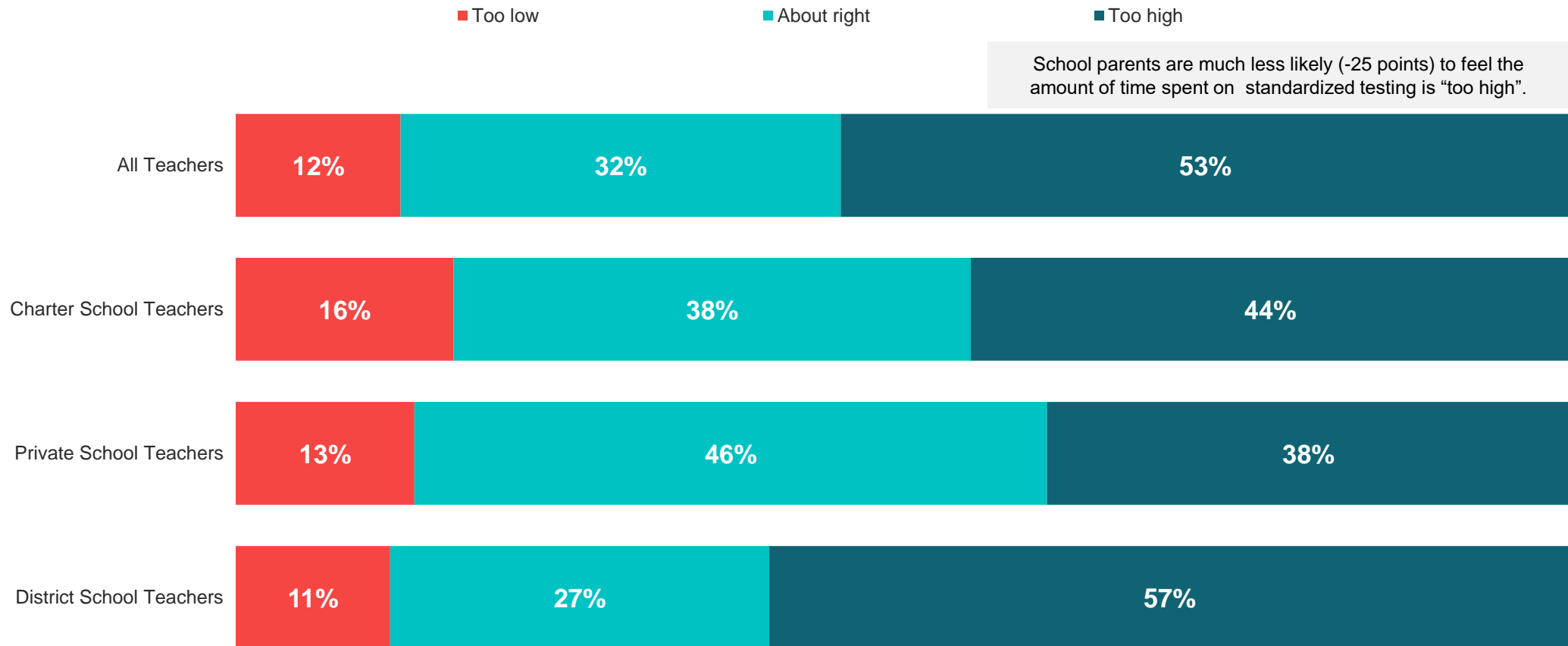
\*Intended as reference point only. Percentage estimates reflect all K-12 students nationally. Source: [2021 EdChoice Share](#)

\*\*Charter school teachers not shown due to low sample size

# Most teachers, especially district school teachers, believe that schools spend too much time on standardized testing.

All public schools and most private schools give their students standardized tests during the school year. When thinking about students preparing for and taking these tests, in general, do you believe the amount of time spent on standardized testing in American Schools is...

## All Teachers



Note: Don't know/no opinion responses are not shown.

AGENDA

**COVID-19 AND SCHOOLING**

**SCHOOL CHOICE POLICIES**

**TEACHING PROFESSION AND UNIONS**

**VIEWS ON K-12 EDUCATION**

**SURVEY PROFILE AND DEMOGRAPHICS**



# Survey Profile, 1

<b>Dates</b>	December 16-24, 2021
<b>Survey Data Collection &amp; Quality Control</b>	Morning Consult
<b>Survey Sponsor</b>	EdChoice
<b>Population</b>	K-12 Education Teachers
<b>Sampling Frame</b> States,	National sample of K-12 teachers (age 18+) living in the United States, including the District of Columbia
<b>Sampling Method</b>	Non-Probability, Stratified (based on Gender, Years of Experience)
<b>Mode</b>	Online Survey
<b>Language</b>	English

## Survey Profile, 2

<b>Survey Time</b>	Median = 11.52 minutes
<b>Sample Size</b>	Total, N = 1,000
<b>Oversampling?</b>	None
<b>Quotas?</b>	Age, Years of Teaching Experience
<b>Weighting?</b>	Age, Race, Ethnicity, Gender, Teaching Experience
<b>Measure of Precision</b>	± 3.24 percentage points
<b>Participation Rate</b>	7.44%
<b>Project Contact</b>	Paul DiPerna, paul@edchoice.org



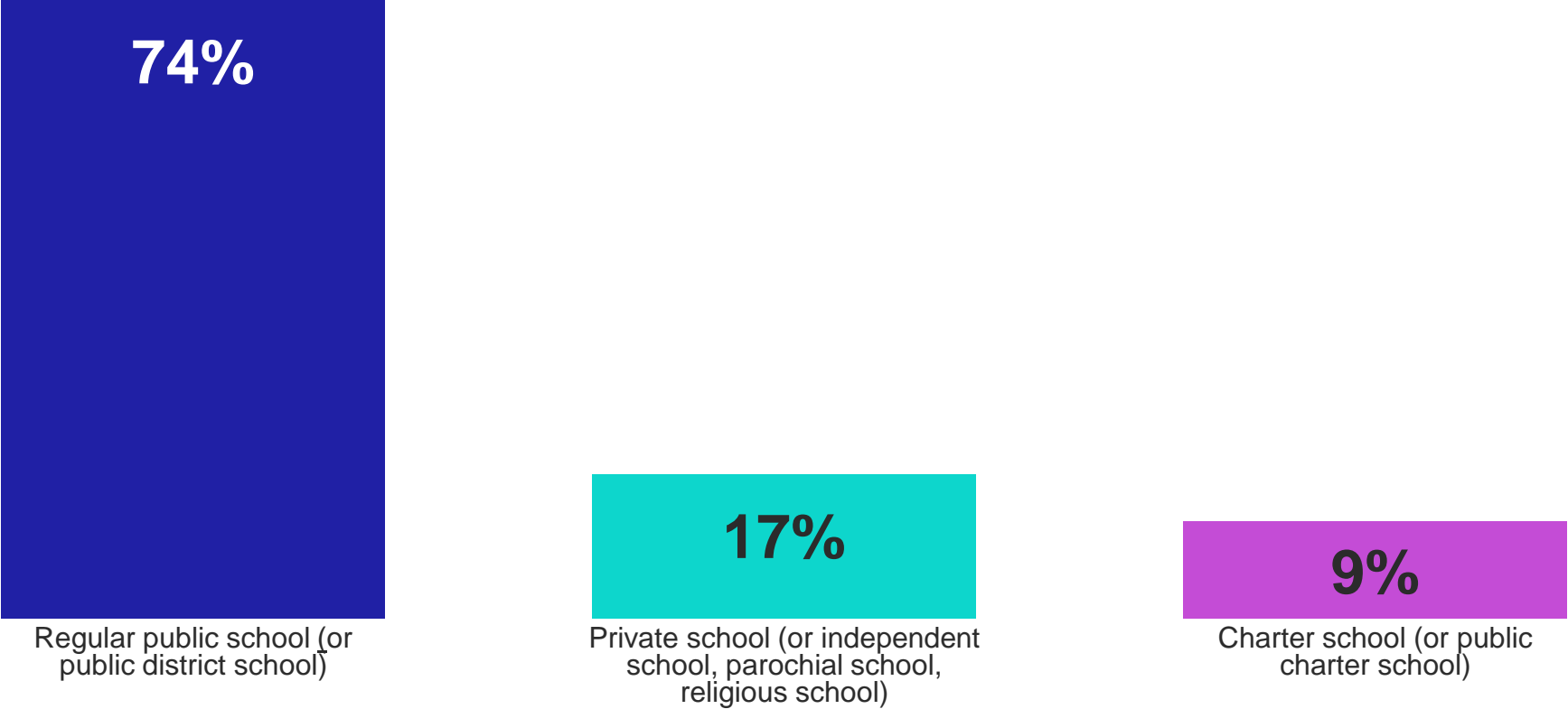
# Based on Teacher Sample

Demographics	Unweighted (N = )
Hispanic	121
White	840
Non-Hispanic White	767
Black	74
Other	47
Generation Z	51
Millennial	537
Generation X	180
Boomers	219
Northeast	200
Midwest	231
South	387
West	182

Demographics	Unweighted (N = )
Male	309
Female	691
Democrat	495
Independent	185
Republican	288
Urban	328
Suburban	459
Small Town	89
Rural	124
Low Income <\$35K	126
Middle Income \$35K to <\$75K	348
High Income \$75K+	526
LGBTQ	89

Where do you currently teach?

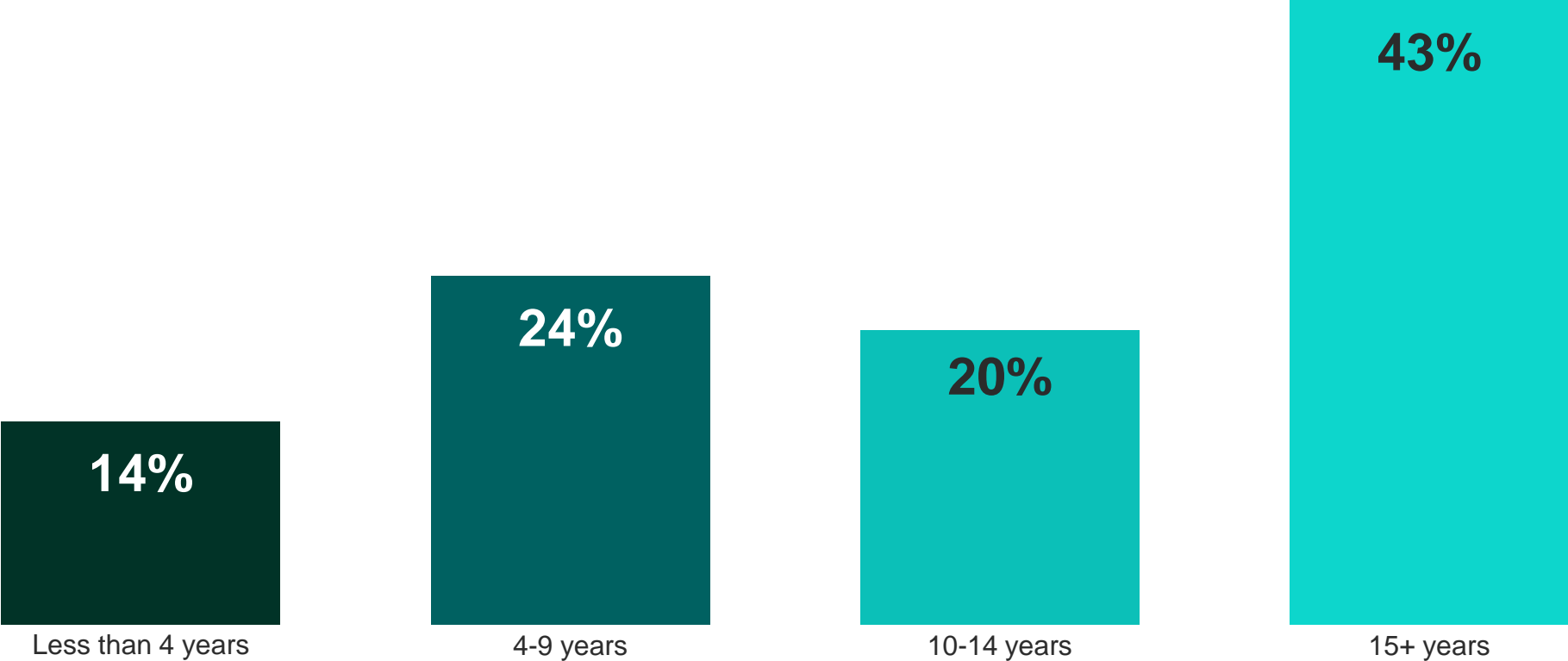
**All Teachers**



*Note: Percentages reflect weighted data*

Counting this school year, how many years have you been a school teacher, including part-time teaching?

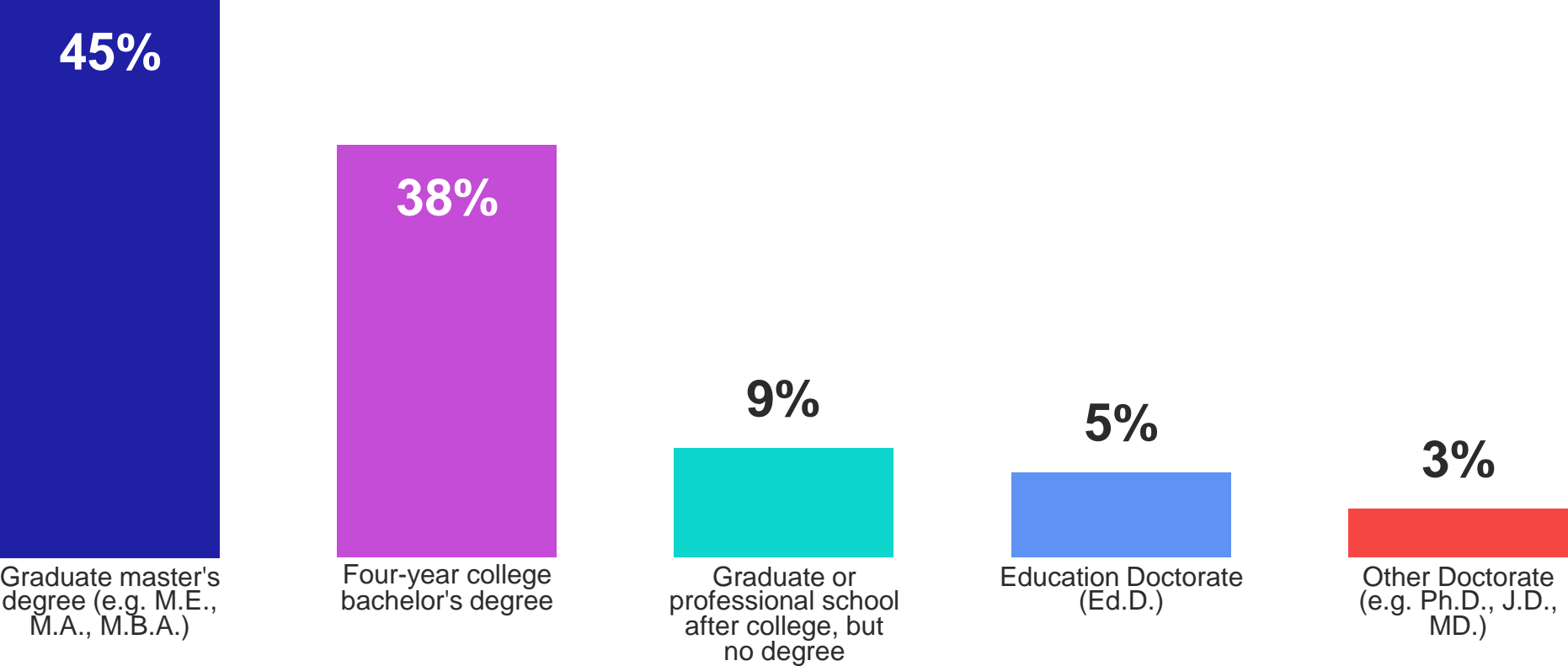
**All Teachers**



*Note: Percentages reflect weighted data*

What is the last grade or class you completed in school?

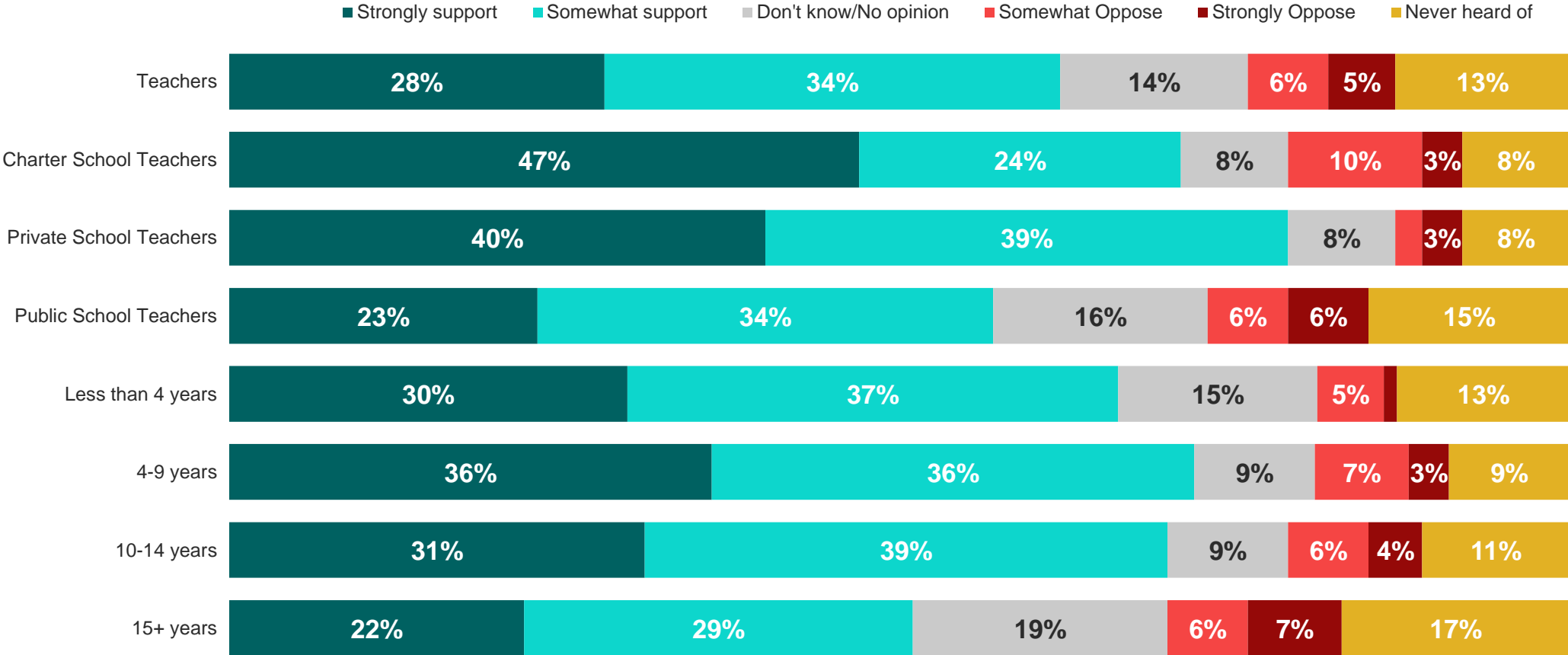
**All Teachers**



*Note: Percentages reflect weighted data*

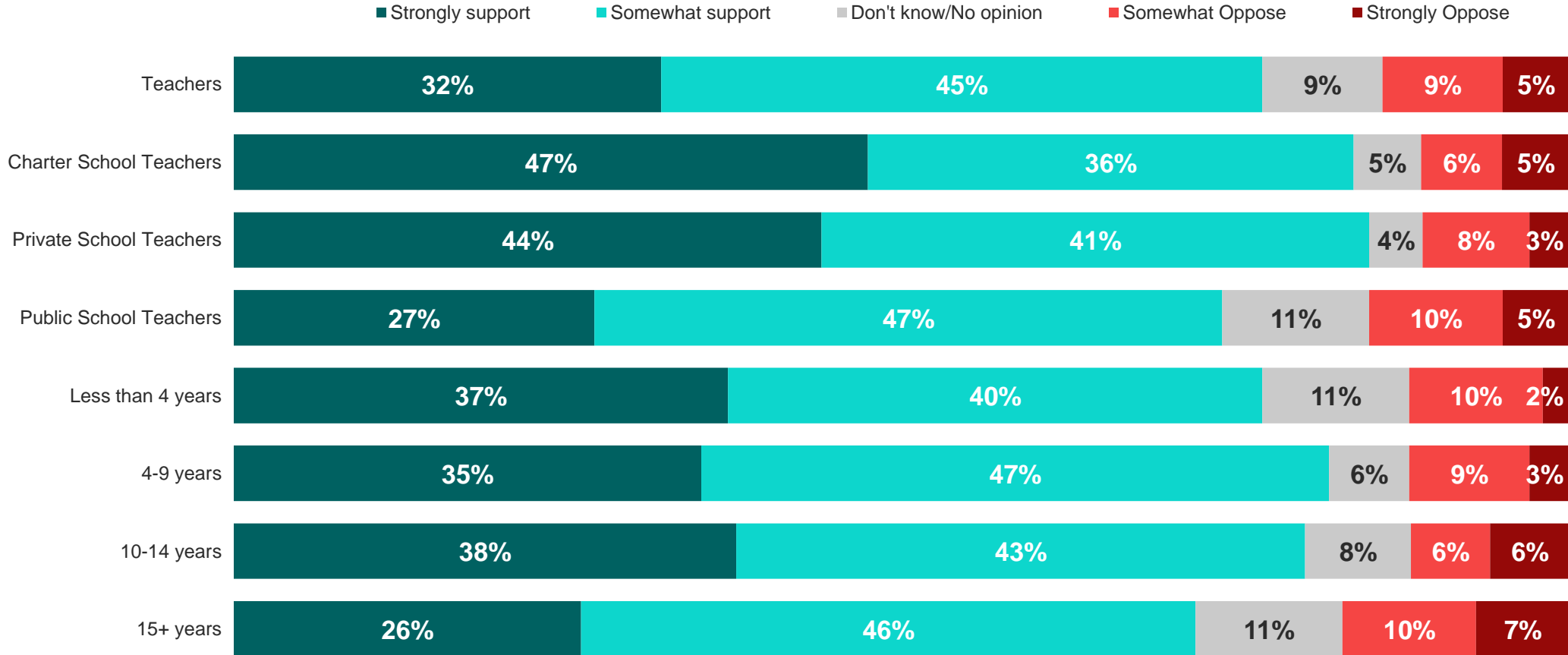
Based on what you know, or have heard from others... In general, what is your opinion of 'education savings accounts' in K-12 education?

**All Teachers**



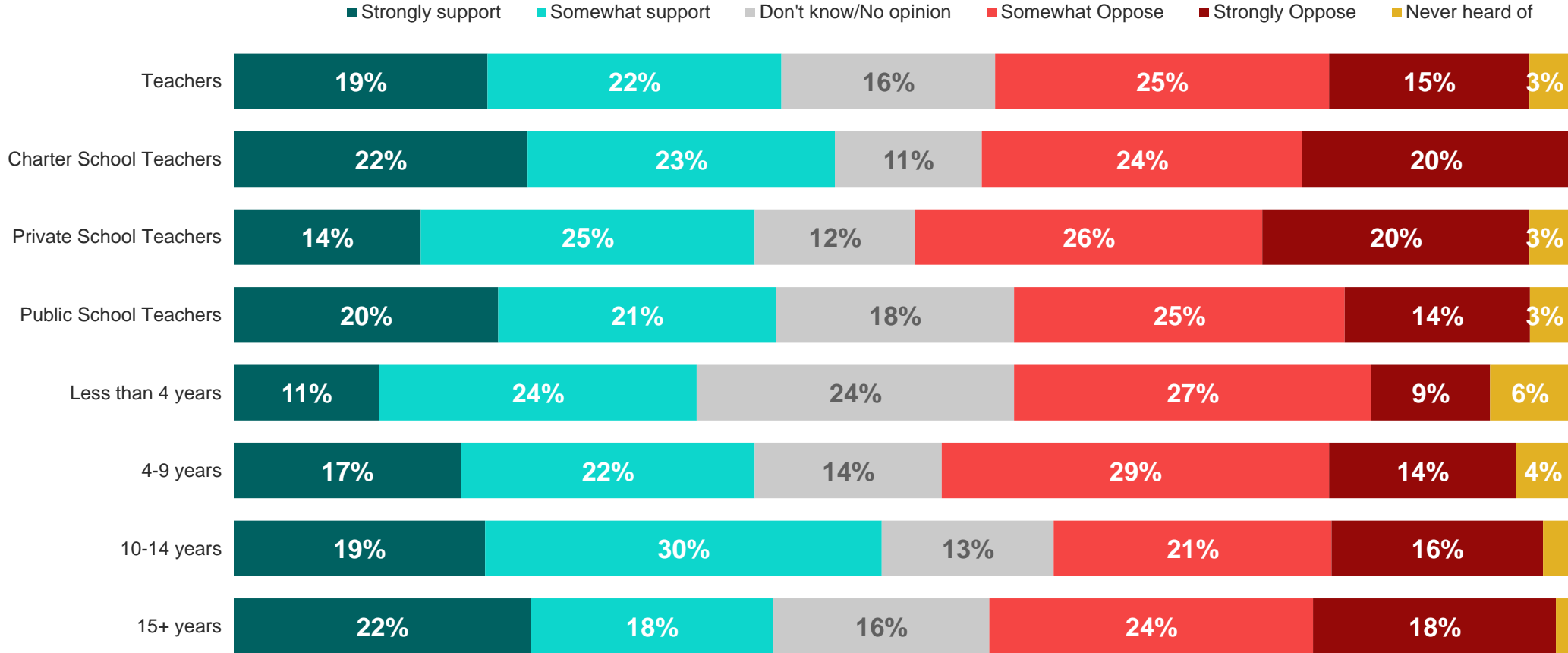
An "education savings account" in K–12 education – often called an ESA – establishes for parents a government-authorized savings account with restricted, but multiple uses for educational purposes. Parents can then use these funds to pay for: school tuition; tutoring; online education programs; therapies for students with special needs; textbooks or other instructional materials; or save for future college expenses. In general, what is your opinion of an ESA system?

**All Teachers**



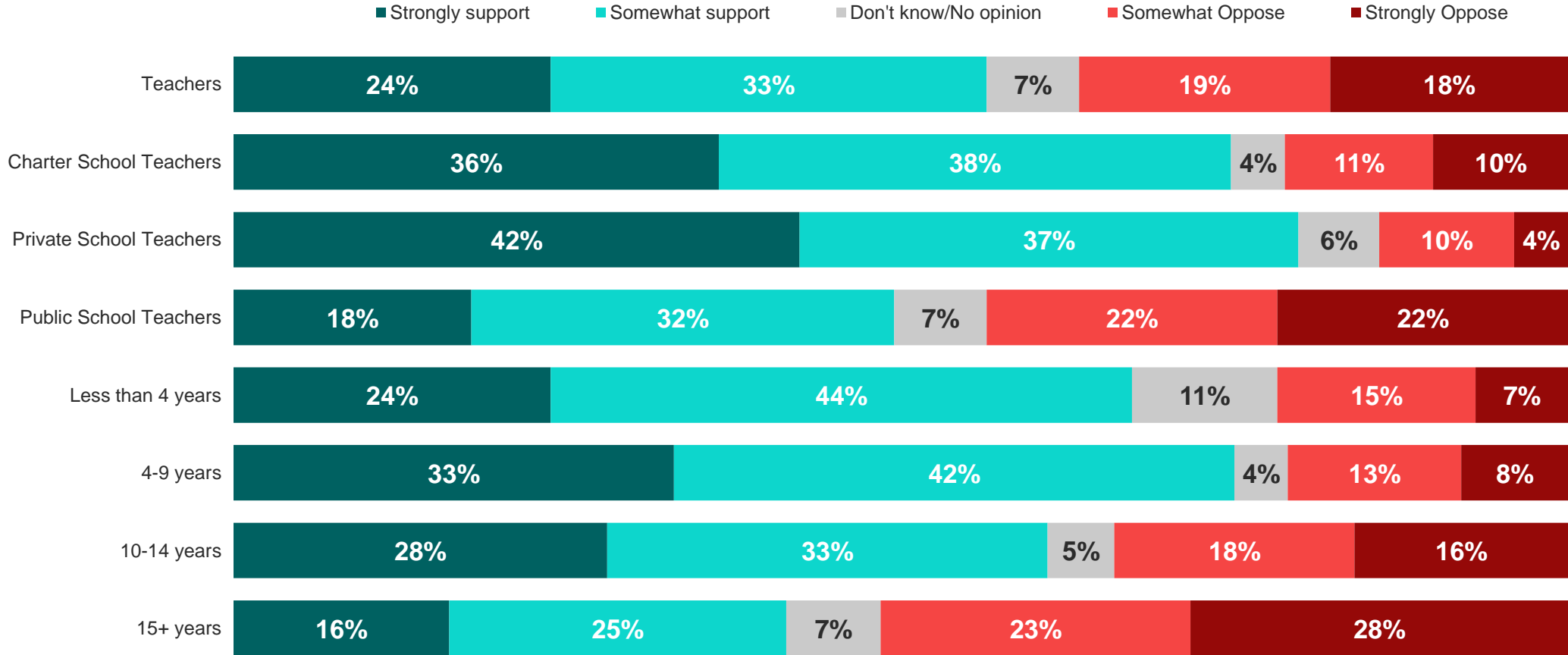
Based on what you know, or have heard from others... In general, what is your opinion of 'school vouchers' in K-12 education?

**All Teachers**



A school voucher system allows parents the option of sending their child to the school of their choice, whether that school is public or private, including both religious and non-religious schools. If this policy were adopted, tax dollars currently allocated to a school district would be allocated to parents in the form of a 'school voucher' to pay partial or full tuition for the child's school. In general, what is your opinion of school voucher systems?

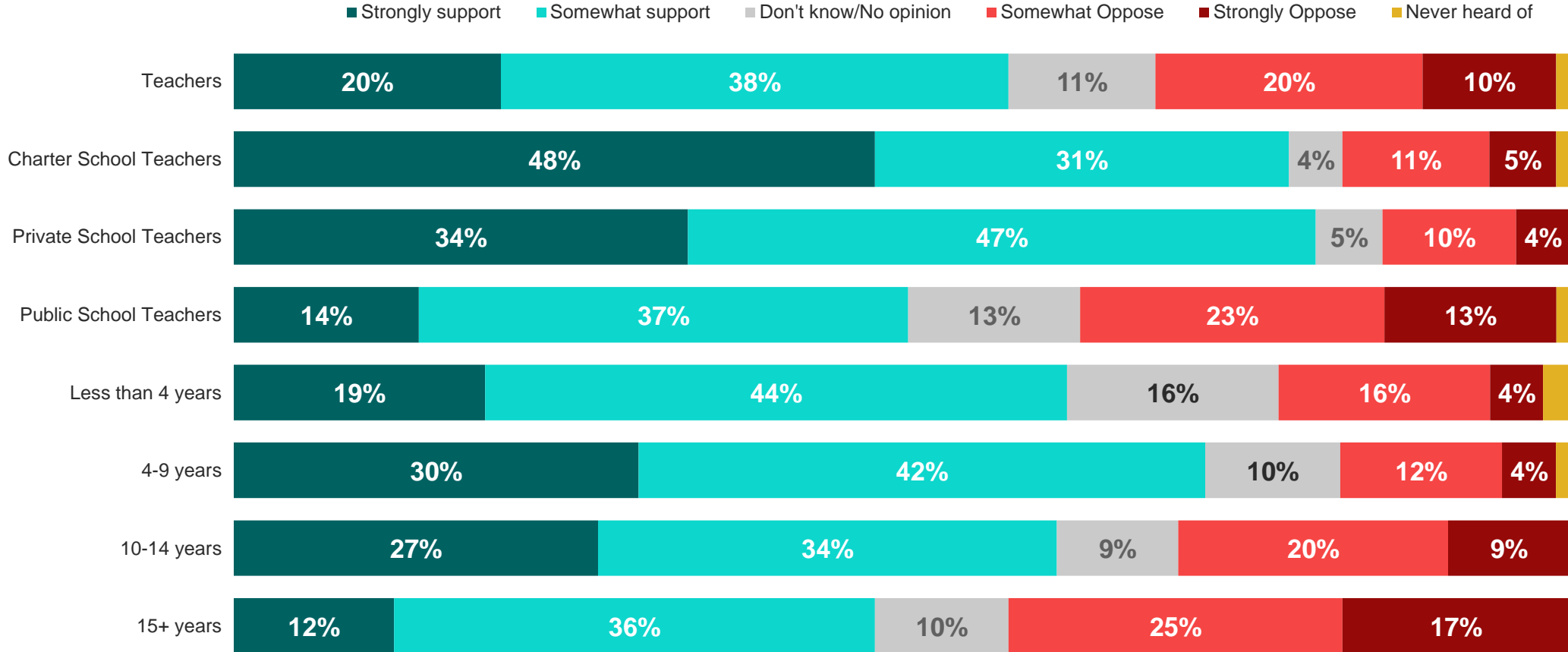
**All Teachers**





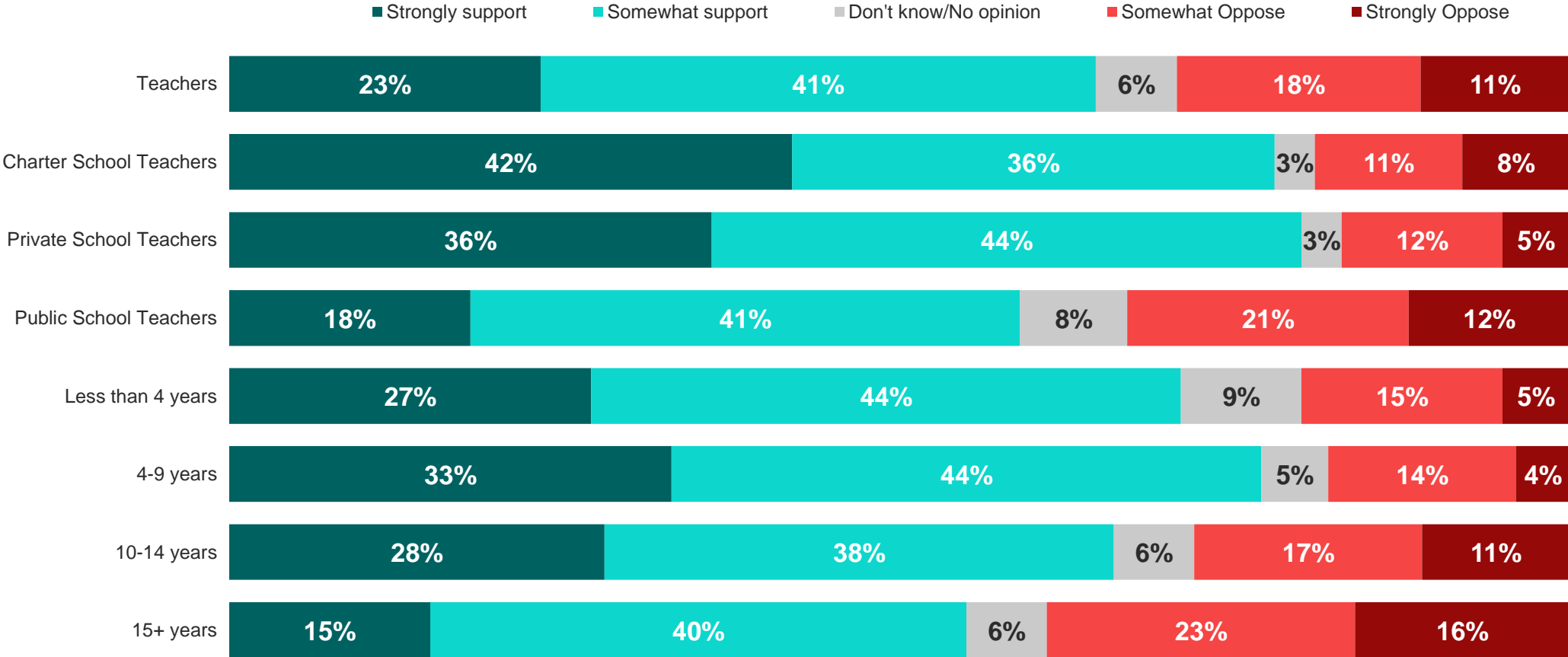
Based on what you know, or have heard from others... In general, what is your opinion of 'charter schools' in K-12 education?

**All Teachers**



Charter schools are public schools that have more control over their own budget, staff, and curriculum, and are exempt from many existing public school regulations. In general, what is your opinion of public charter schools?

**All Teachers**



WHO WE ARE

 **MORNING CONSULT**<sup>®</sup>

Morning Consult is a global data intelligence company delivering insights on what people think in real time.

By surveying tens of thousands across the globe every day, Morning Consult is unmatched in scale and speed: It determines the true measure of what people think and how their decisions impact business, politics and the economy.

Industry leaders rely on Morning Consult's proprietary technology and analysis for real-time intelligence to transform information into a competitive advantage.

 **CHOICE**

EdChoice is a 501(c)(3) nonprofit, nonpartisan organization. Our team is driven by the shared mission to advance freedom and choice in K-12 education where all families, regardless of race, origin or family income, are free to choose a learning environment—public or private, near or far, religious or secular—that works best for their children.

Learn more at: [EDCHOICE.ORG](https://EDCHOICE.ORG)





**MORNINGCONSULT.COM**