



TEACHERS AND K-12 EDUCATION

A National Polling Report

JULY 2021

KEY FINDINGS

1. Teachers are very likely to be vaccinated or seek to be vaccinated, as well as have their children vaccinated. Additionally, teachers are becoming less likely to view the coronavirus as very disruptive to their everyday life. A large majority of educators now feel comfortable to return to in-person instruction.
2. Teachers are generally pessimistic about their students being ready for the next grade in the coming school year. However, Private School Teachers are more likely to be optimistic than District or Charter School teachers.
3. A majority teachers, age 55 or older, have considered retiring from the teaching profession in the last three months. Nearly half of teachers under age 55 considered leaving the profession.
4. From March to June polling, we observed a large increase in the dollar amount teachers would ask from parents (per child) to either facilitate a learning pod or provide after school tutoring. Private School and Charter School Teachers remain much more interested in both kinds of opportunities compared to District Teachers.
5. Teachers generally agree with positive statements about diversity and inclusivity when thinking about their schools, more so than school parents. Teachers with higher incomes are the most likely to agree that their school is promoting diversity and inclusivity while Black Teachers or those with lower incomes are less likely to agree.
6. Based on responses to a set of statements, teachers are most likely to agree they should have more say about textbook and curriculum decisions. They're most likely to disagree that school boards should make curriculum decisions.
7. School choice policies - such as education savings accounts, school vouchers, charter schools – continue to receive very high levels of support among teachers regardless of sector.

AGENDA

COVID-19 AND SCHOOLING

SCHOOL CHOICE POLICIES

TEACHING PROFESSION AND UNIONS

VIEWS ON K-12 EDUCATION

SURVEY PROFILE AND DEMOGRAPHICS

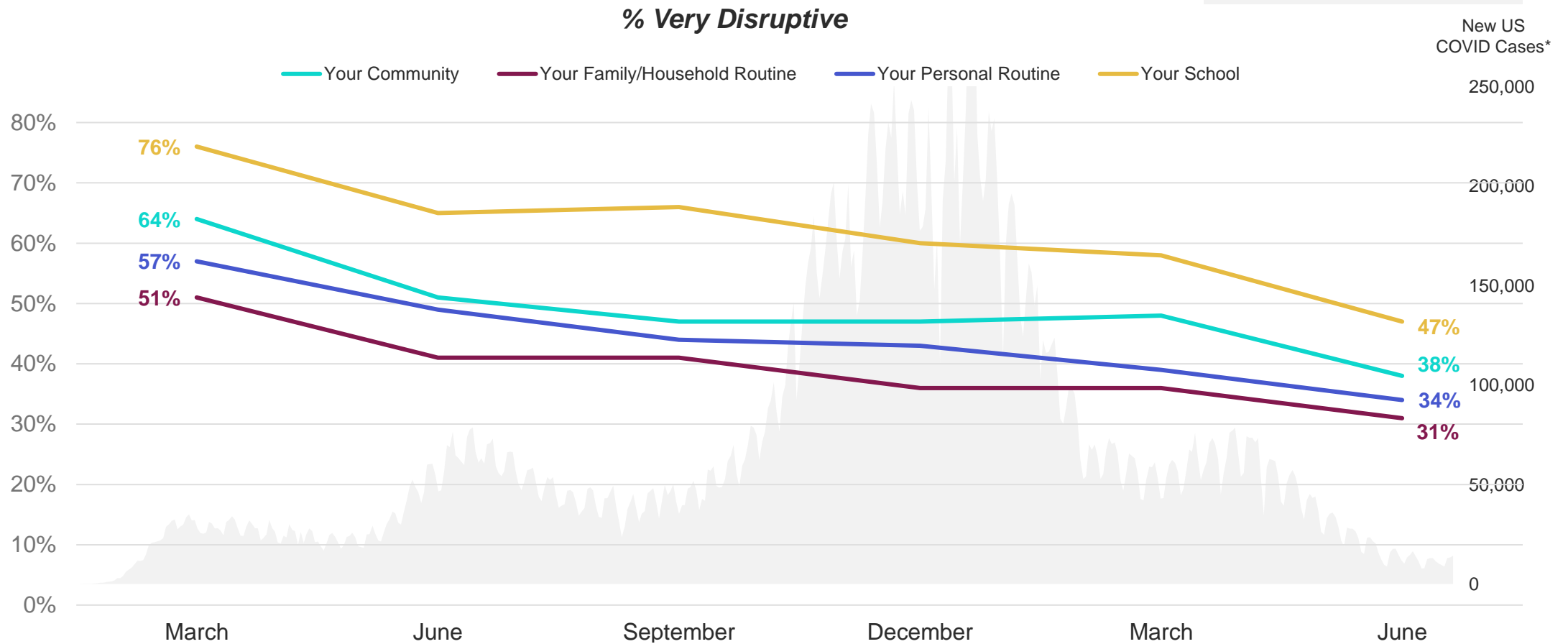


The proportion of teachers who view the coronavirus as ‘very disruptive’ continues to decrease this quarter. Teachers are more likely to indicate they feel disruption than the general public.

How disruptive has the coronavirus (also called COVID-19) been on each of the following?

June % Very Disruptive
 All Adults
 Your Community: 34%
 Your Personal Routine: 25%
 Your Family/Household Routine: 21%

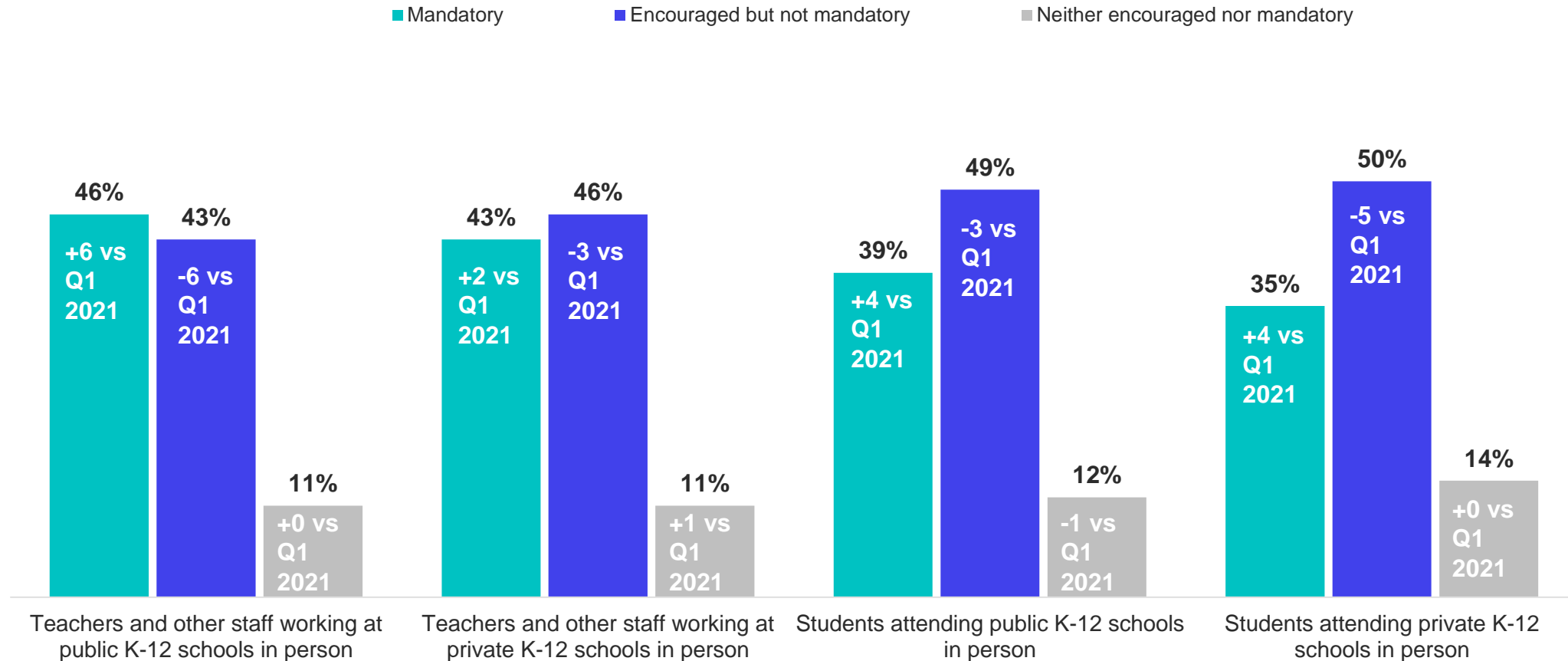
All Teachers



Teachers continue to be more likely to think the vaccine should be mandatory for themselves than for students.

When an FDA (Food and Drug Administration) approved vaccine to prevent COVID-19 is available, do you think it should be mandatory or encouraged for the following groups?

All Teachers



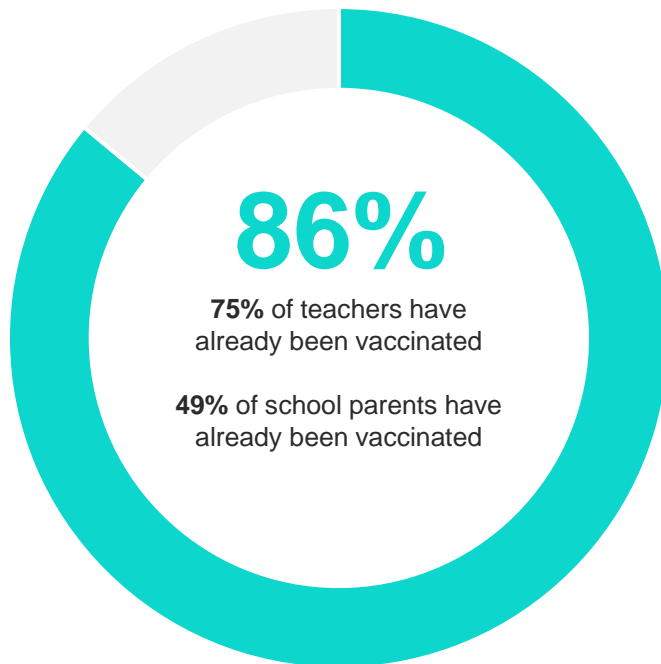
Three-fourths of teachers have already been vaccinated. Teachers are also more likely than school parents to already have their children vaccinated.

When an FDA (Food and Drug Administration) approved vaccine to prevent COVID-19 is available for you/your child, would you agree to be vaccinated/have your child vaccinated?

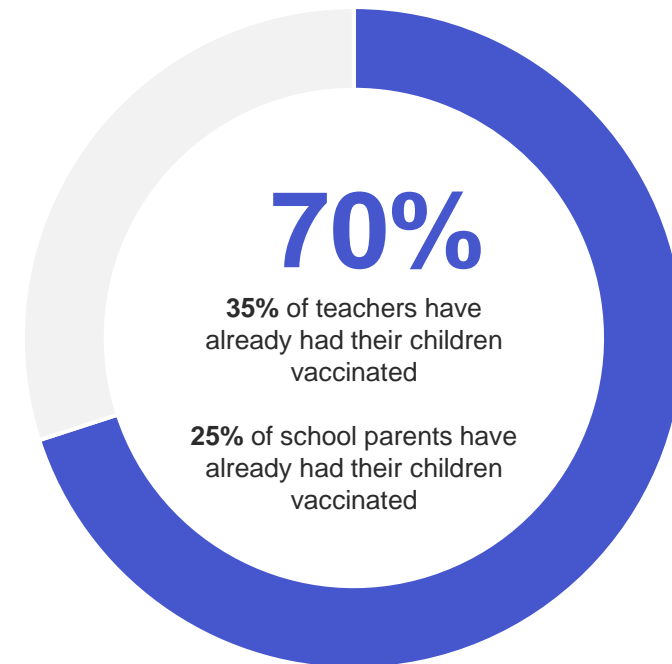
All Teachers

Total agreement
(Planning + Currently Vaccinated)

Would Agree to be Vaccinated



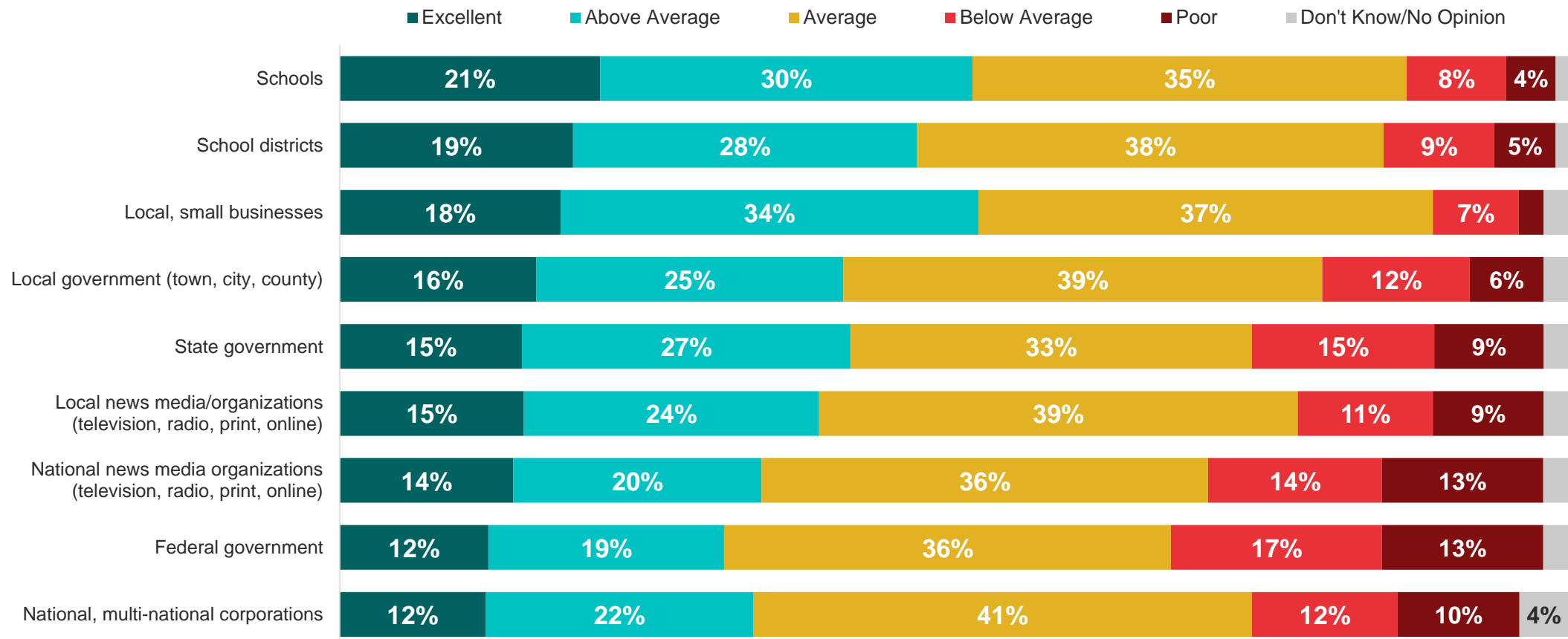
Would Agree to Have Your Child Vaccinated



Teachers give mixed ratings to various institutions for their responses to the COVID-19 pandemic.

Based on what you have seen, read, or heard so far, how would you rate the following institutions on their response to the coronavirus (COVID-19) outbreak?

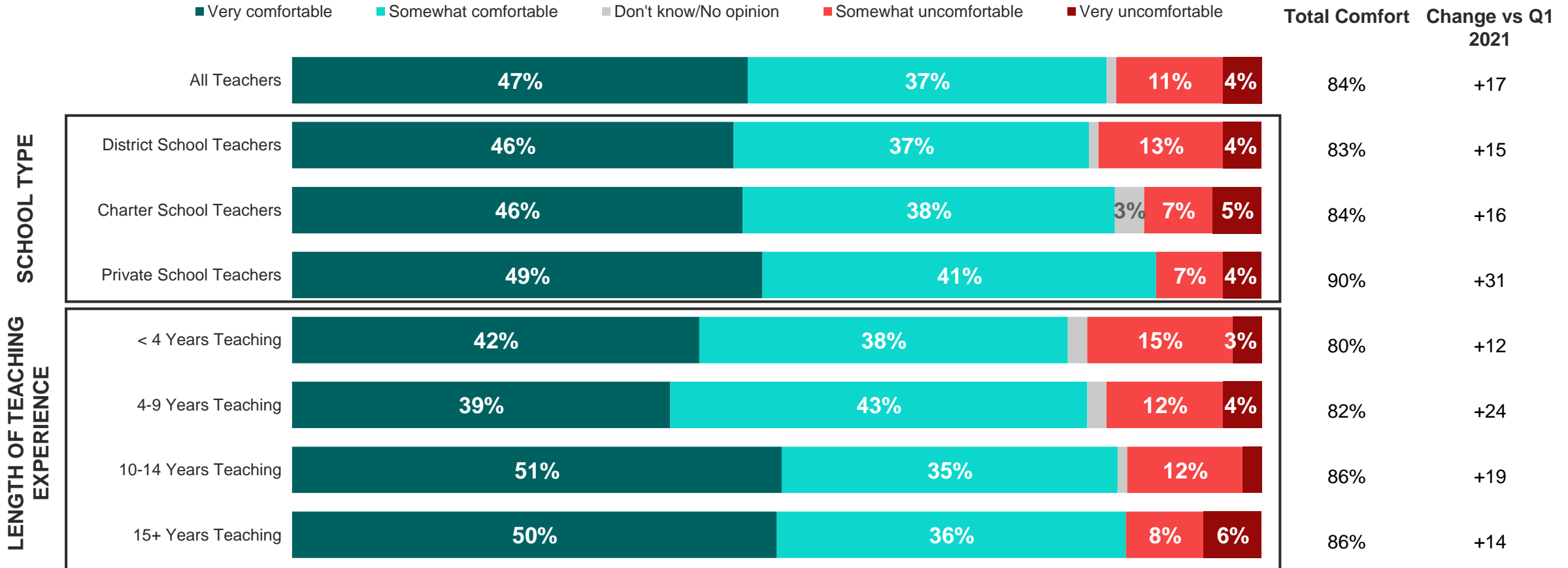
All Teachers



Nearly all teachers are comfortable returning to school in-person right now.

Based on what you have seen, read, or heard about the coronavirus (COVID-19) outbreak so far, how comfortable are you returning to school in person right now?

All Teachers

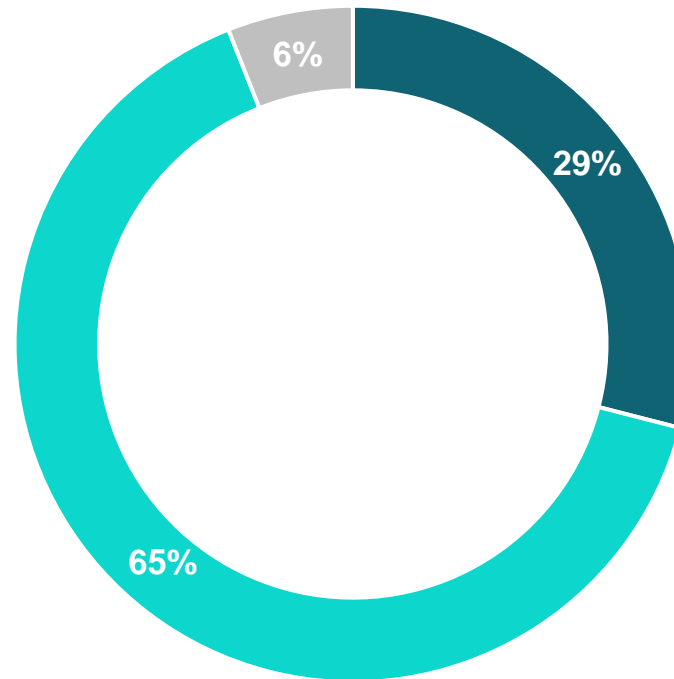


The majority of teachers believe that schools should provide multiple learning options for their students.

And, do you think schools should offer one approach to educating K-12 students in the fall or provide multiple learning options?

All Teachers

■ Offer One Approach ■ Provide Multiple Learning Options ■ Don't Know / No Opinion



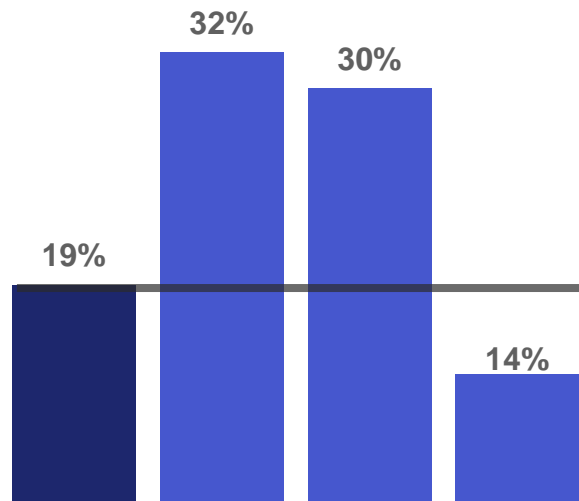
Private and Charter School Teachers are about twice as likely as District Teachers to say their students progressed very well last school year.

How do you feel your students are progressing on the following this school year?

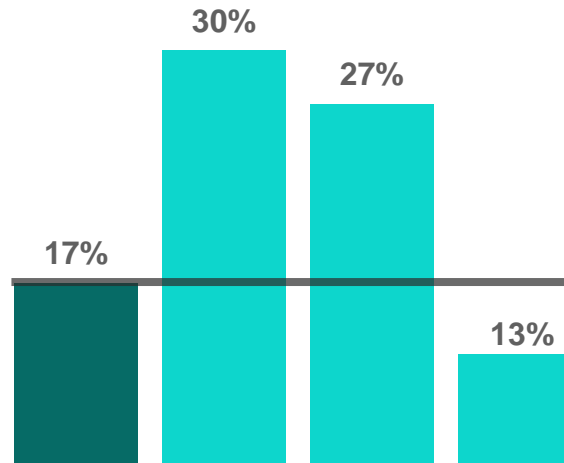

All Teachers

On average, teachers think students are progressing (-11 points) worse across categories than school parents.

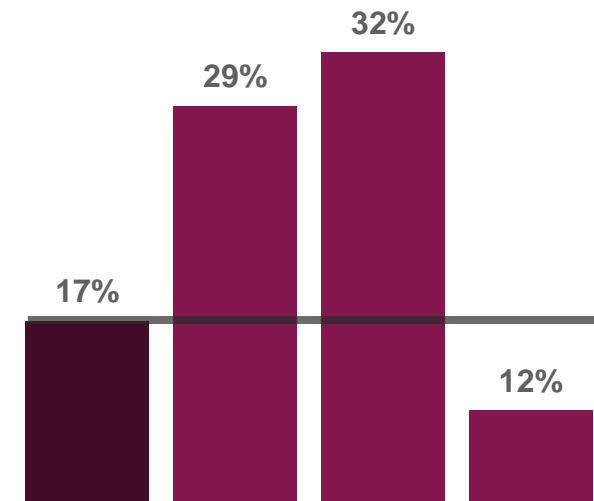

% Very Well




Academic Learning



Emotional Development



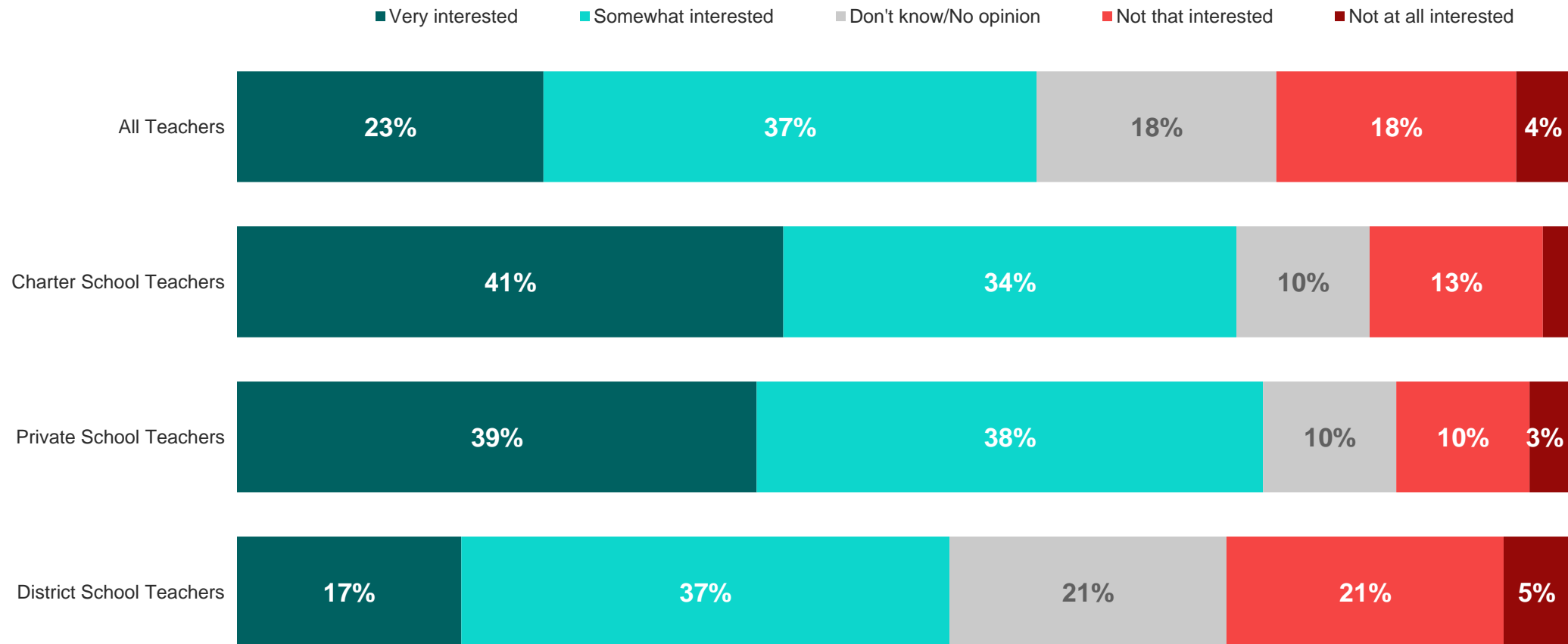
Social Development



Charter and Private School Teachers have much greater interest in teaching in a 'learning pod' than District School Teachers do.

'Learning pods' or 'pandemic pods' are small groups of children, organized by parents, gathering to learn together. Parents either hire a private teacher or tutor to facilitate instruction in-person but outside of the school or classroom – usually in someone's home. How interested are you in facilitating instruction for a learning pod?

All Teachers



Since March there has been a large increase in the dollar amount teachers would ask parents (per child) in order to facilitate a learning pod.

How much would you ask parents to pay per child per month for you to facilitate a learning pod?

All Teachers

School Parents are willing to spend:

\$478
Per child

\$550 ▲ **+\$302**
vs. Q1 2021

on average
Per child / per month

\$0
minimum
per child /
per month



\$1,000
maximum
per child / per
month

Average Willing to ask Per Child/Per Month By Demographic

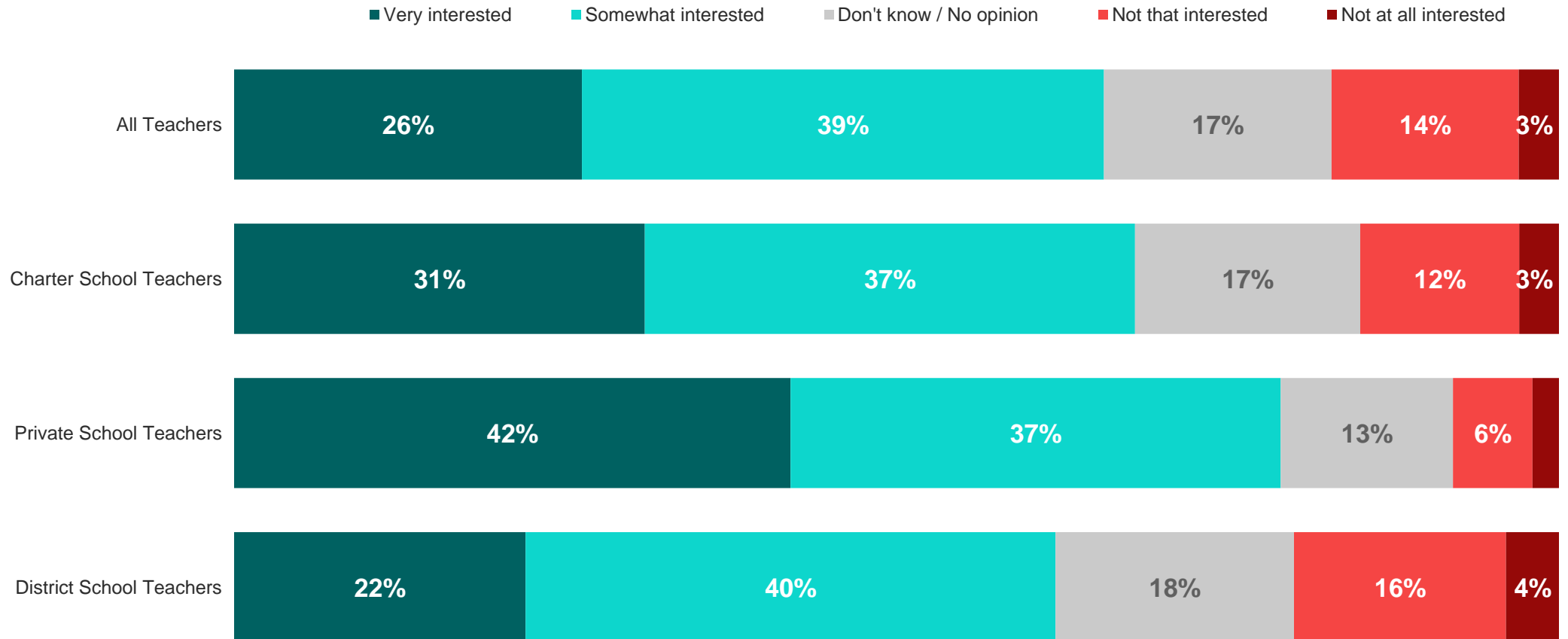
School Type	Charter School Teachers	\$643
	Private School Teachers	\$574
	District School Teachers	\$531
Community Type	Urban	\$533
	Suburban	\$531
	Small Town/Rural	\$605
Years Teaching	Less than 4 years	\$626
	4-9 years	\$517
	10-14 years	\$519
	Greater than 15 years	\$557

**indicates base size <n=100*

Private School Teachers are the most interested in tutoring opportunities outside of school hours.

How interested are you in tutoring students outside of school hours?

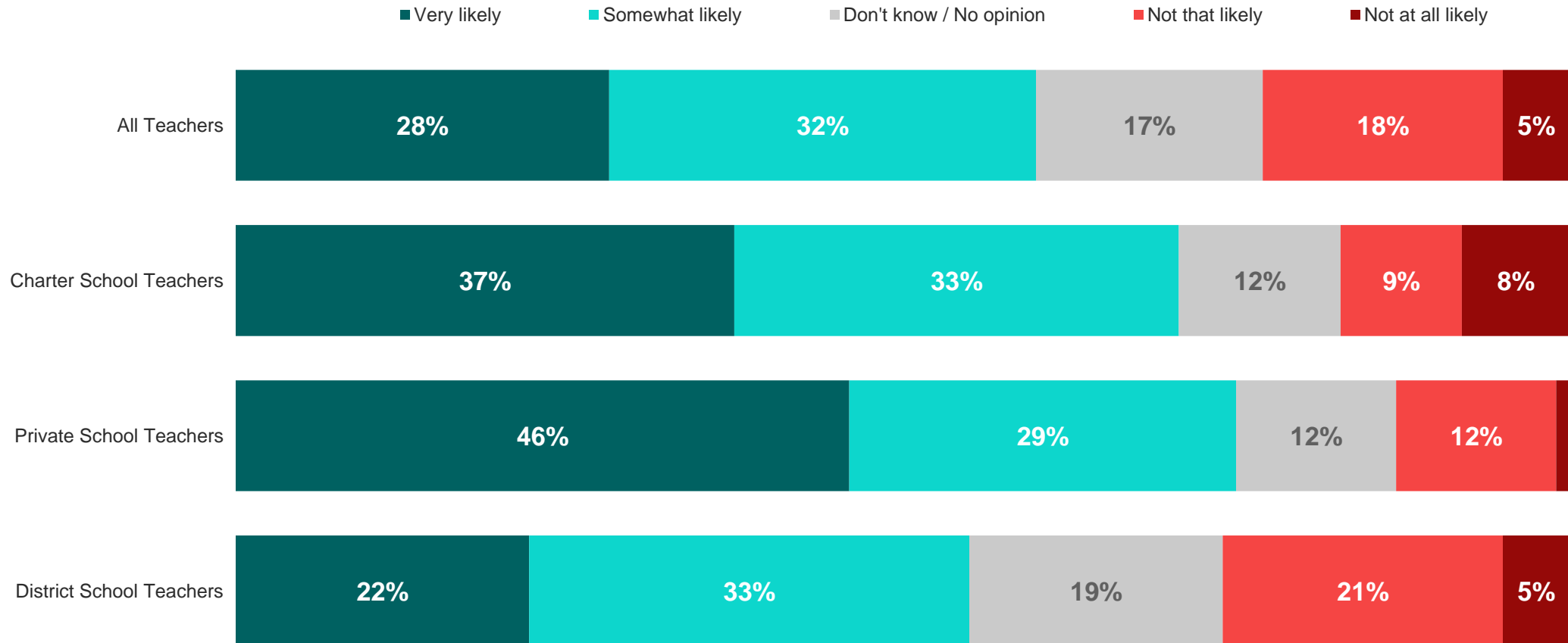
All Teachers



Charter and Private School Teachers are more likely to seek out tutoring opportunities than District School Teachers.

This school year, to what extent are you more or less likely to seek out tutoring opportunities on your own – outside of regular school/teaching hours?

All Teachers



Since March there has been a large increase in the dollar amount teachers would ask for tutoring a child outside of school hours.

How much would you ask parents to pay per child per month for you to tutor their child outside of school hours?

All Teachers

School Parents are willing to spend:

\$385
Per child

\$441 ▲ **+\$273**
vs. Q1 2021

on average
Per child / per month

\$0
minimum
per child /
per month



Average Willing to ask Per Child/Per Month By Demographic

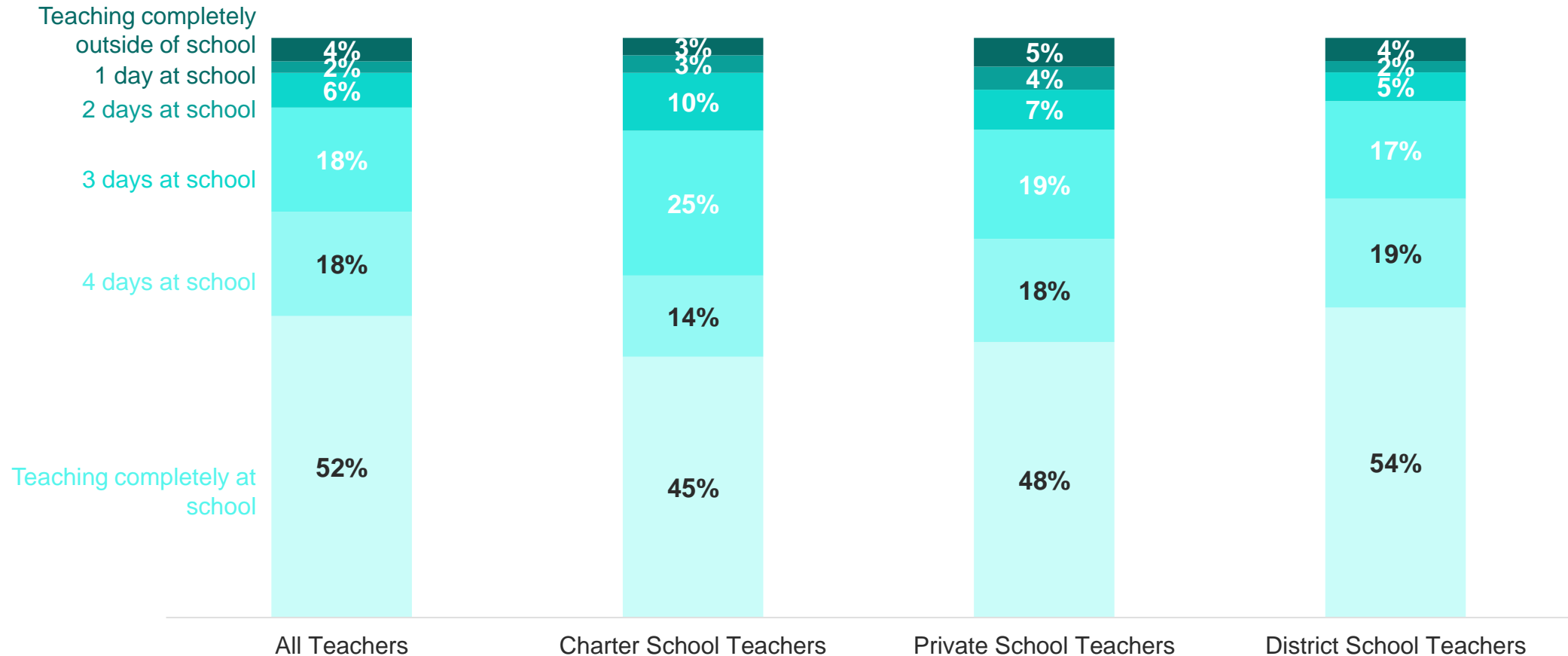
School Type	Charter School Teachers	\$422
	Private School Teachers	\$500
	District School Teachers	\$432
Community Type	Urban	\$457
	Suburban	\$435
	Small Town/Rural	\$439
Years Teaching	Less than 4 years	\$512
	4-9 years	\$501
	10-14 years	\$438
	Greater than 15 years	\$398

**indicates base size <n=100*

Nearly half of teachers indicate preference to teach at least one or more days away from a school building.

After the pandemic, if given the option, how many days would you prefer to teach your students in-person at school each week?

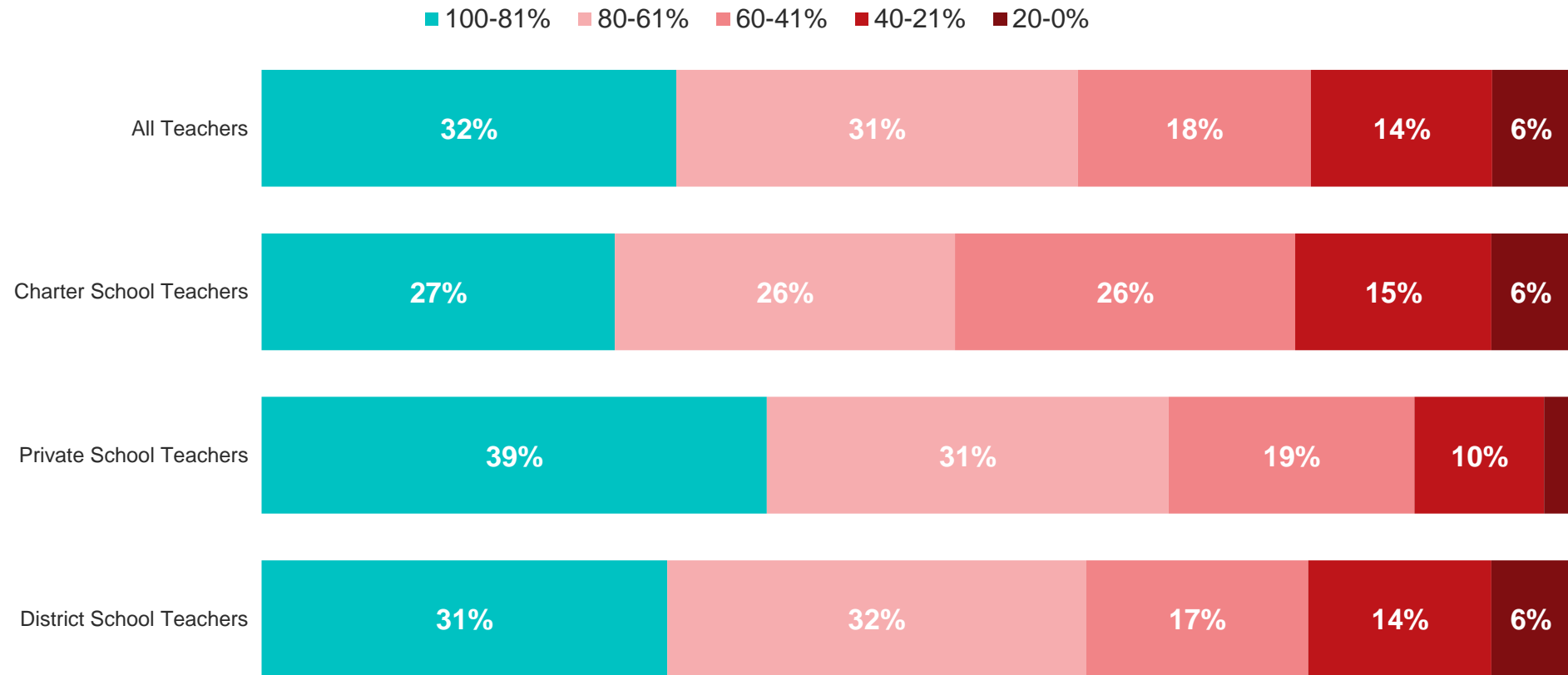
All Teachers



In June, teachers were generally pessimistic when considering if their students are fully ready to move onto the next grade.

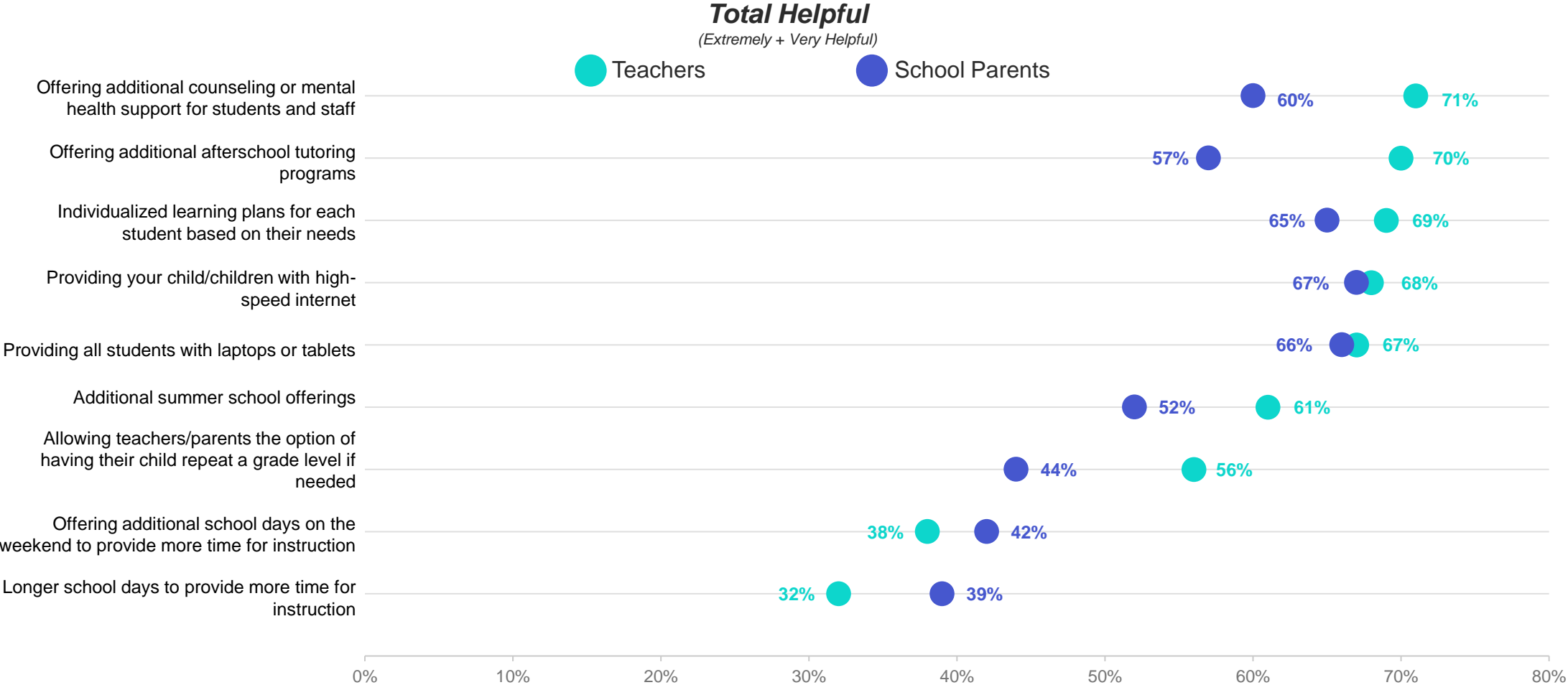
What percentage of the students you've taught do you think are fully ready to move onto the next school grade after this year?

All Teachers



Teachers are much more likely to value additional counseling services, afterschool tutoring programs, and summer school offerings for students than school parents.

How helpful do you think each of the following will be in helping students/your child/children next school year following the COVID-19 outbreak?



AGENDA

COVID-19 AND SCHOOLING

SCHOOL CHOICE POLICIES

TEACHING PROFESSION AND UNIONS

VIEWS ON K-12 EDUCATION

SURVEY PROFILE AND DEMOGRAPHICS



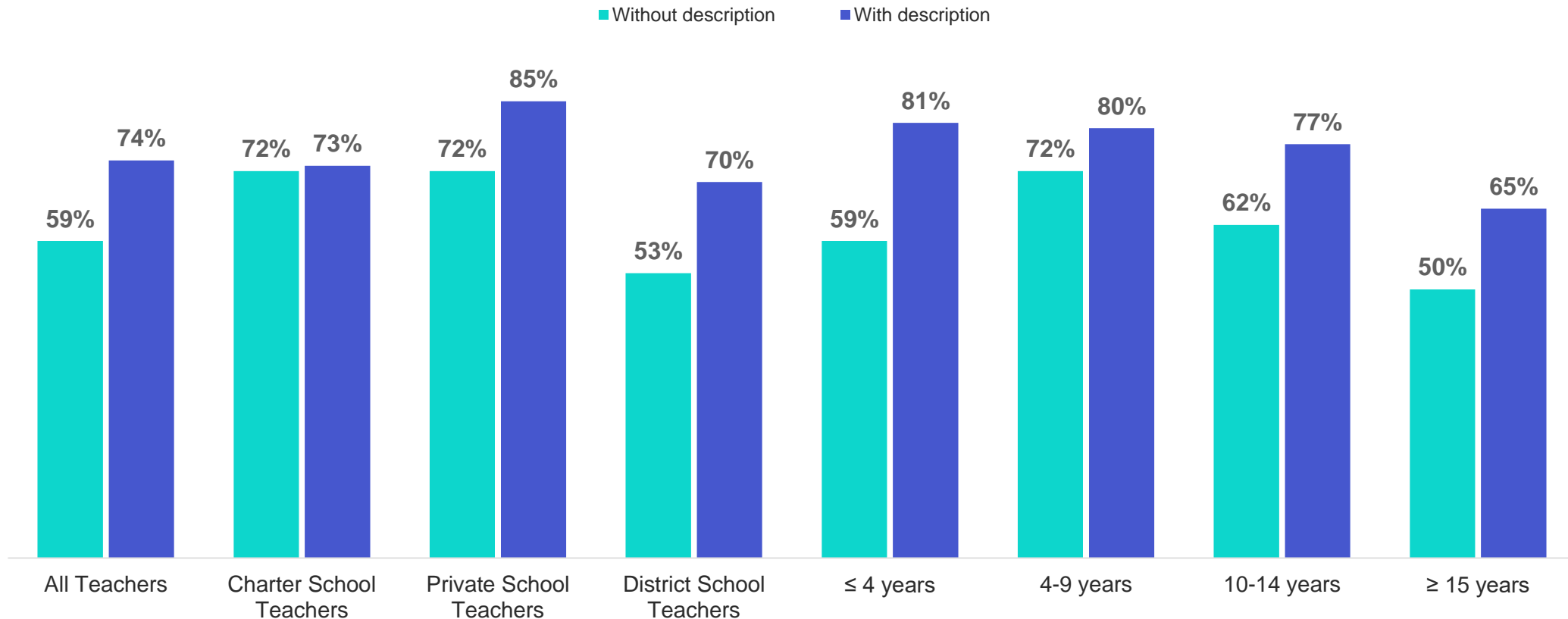
Teachers are much more supportive of ESAs after learning more about them, particularly among District School Teachers and both new and more tenured teachers (10+ years).

Based on what you know, or have heard from others... In general, what is your opinion of 'education savings accounts' in K-12 education?

An "education savings account" in K-12 education – often called an ESA – establishes for parents a government-authorized savings account with restricted, but multiple uses for educational purposes. Parents can then use these funds to pay for: school tuition; tutoring; online education programs; therapies for students with special needs; textbooks or other instructional materials; or save for future college expenses. In general, what is your opinion of an ESA system?

All Teachers

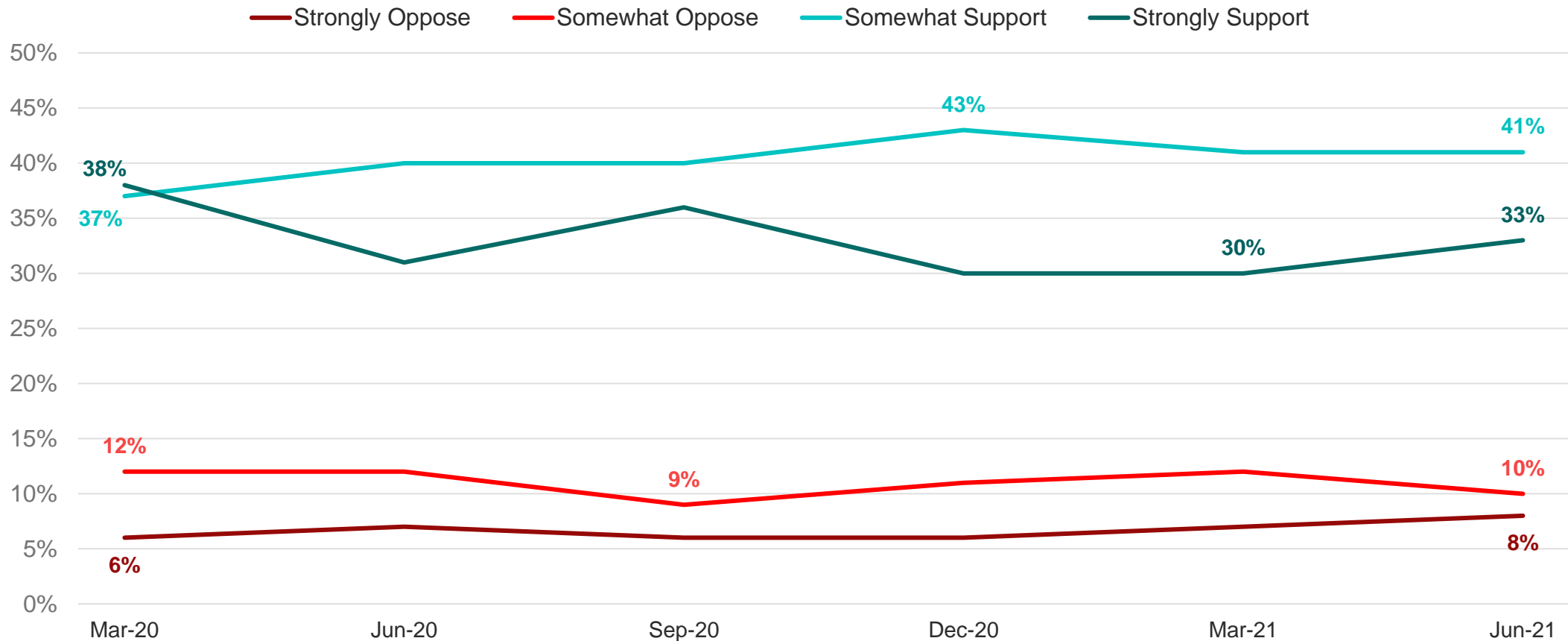
Total Support (Strongly support + Somewhat support)



Strong support for ESAs increased by three points this quarter.

An "education savings account" in K–12 education – often called an ESA – establishes for parents a government-authorized savings account with restricted, but multiple uses for educational purposes. Parents can then use these funds to pay for: school tuition; tutoring; online education programs; therapies for students with special needs; textbooks or other instructional materials; or save for future college expenses. In general, what is your opinion of an ESA system?

All Teachers



Note: Don't know/no opinion responses are not shown.

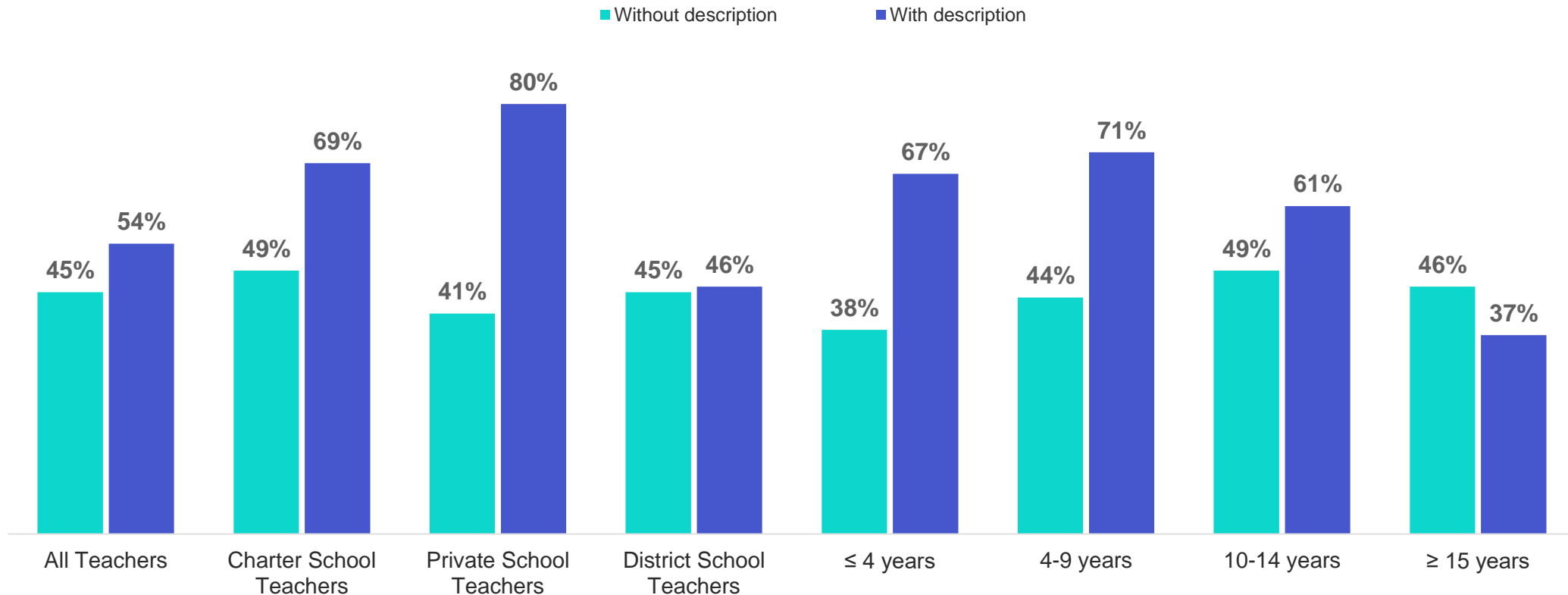
Support for school vouchers tends to increase when information is provided, especially for Charter and Private School Teachers and those with less than 10 years of experience.

Based on what you know, or have heard from others... In general, what is your opinion of 'school vouchers' in K–12 education?

A school voucher system allows parents the option of sending their child to the school of their choice, whether that school is public or private, including both religious and non-religious schools. If this policy were adopted, tax dollars currently allocated to a school district would be allocated to parents in the form of a 'school voucher' to pay partial or full tuition for the child's school. In general, what is your opinion of school voucher systems?

All Teachers

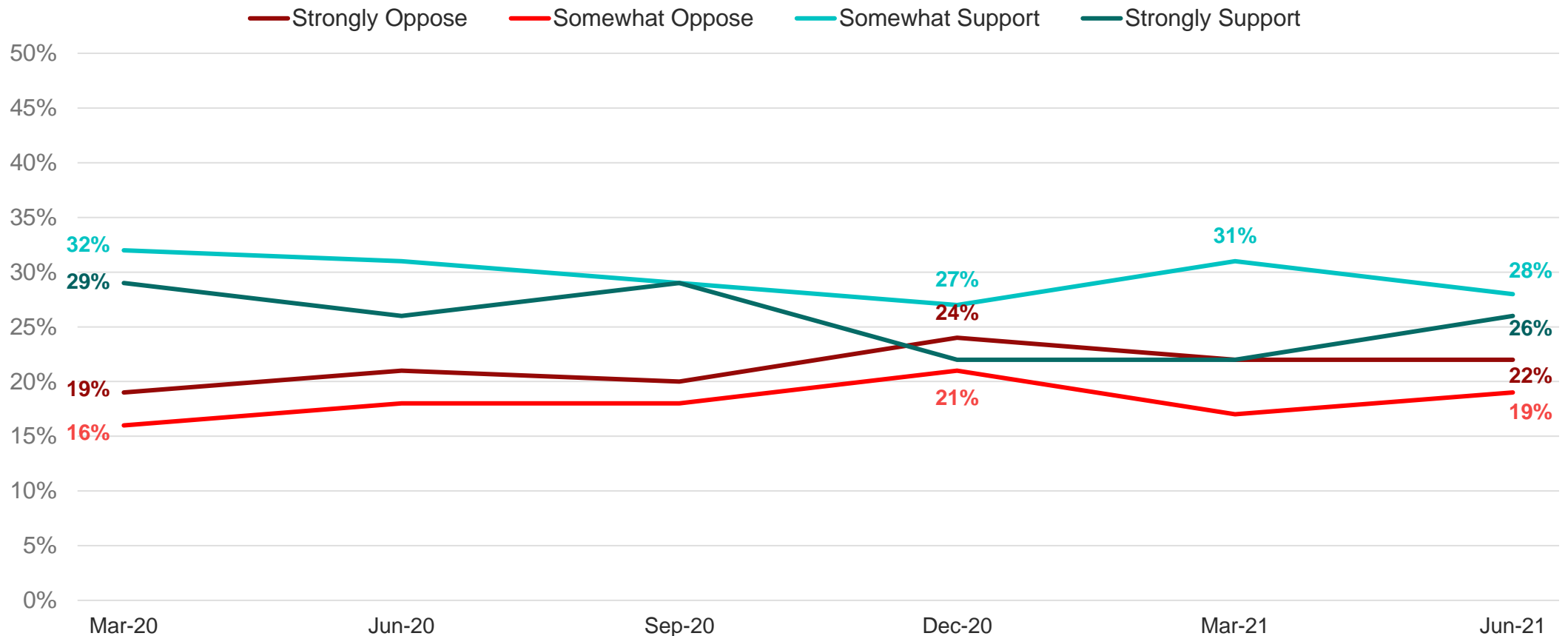
Total Support (Strongly support + Somewhat support)



Strong support of school vouchers increased by four points this quarter.

A school voucher system allows parents the option of sending their child to the school of their choice, whether that school is public or private, including both religious and non-religious schools. If this policy were adopted, tax dollars currently allocated to a school district would be allocated to parents in the form of a 'school voucher' to pay partial or full tuition for the child's school. In general, what is your opinion of school voucher systems?

All Teachers

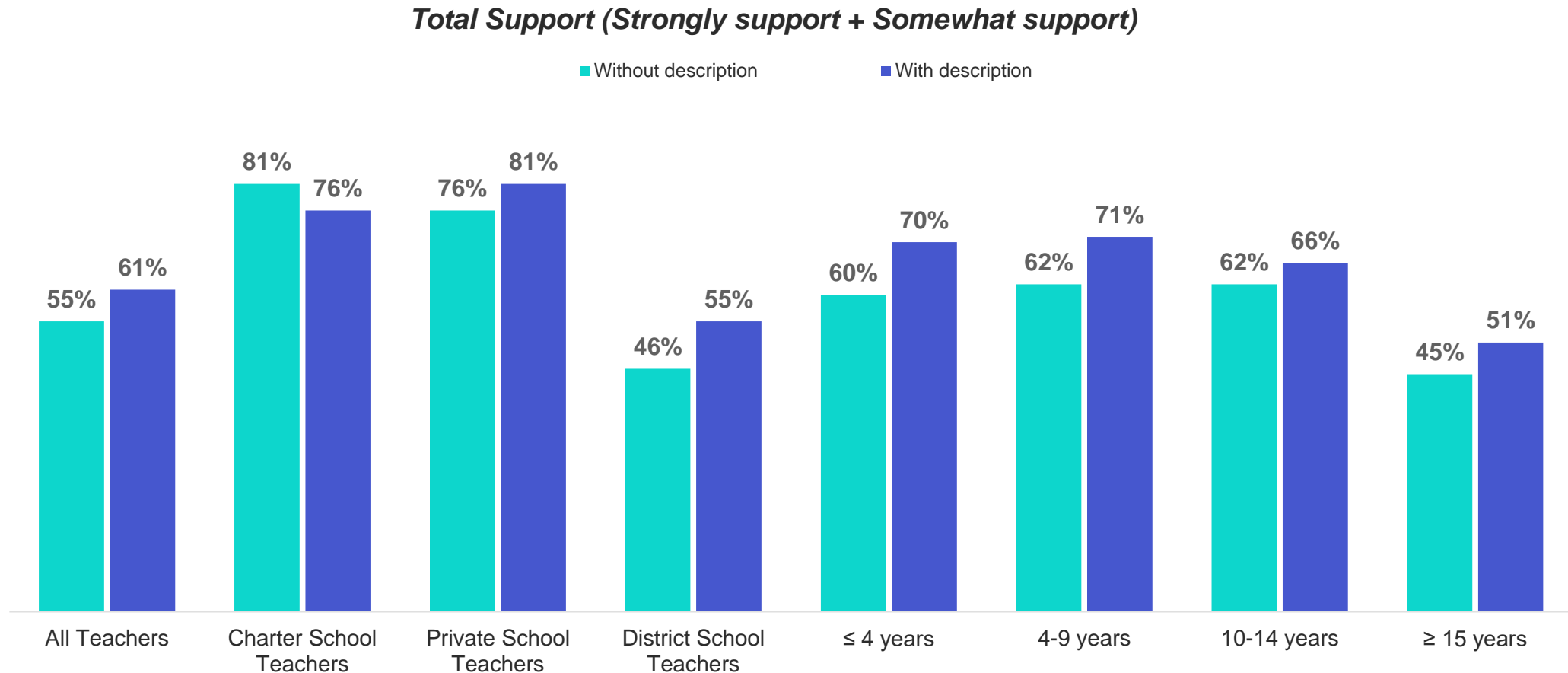


Note: Don't know/no opinion responses are not shown.

Teachers' support of charter schools increases once given more information.

Based on what you know, or have heard from others... In general, what is your opinion of 'charter schools' in K-12 education?
Charter schools are public schools that have more control over their own budget, staff, and curriculum, and are exempt from many existing public school regulations. In general, what is your opinion of public charter schools?

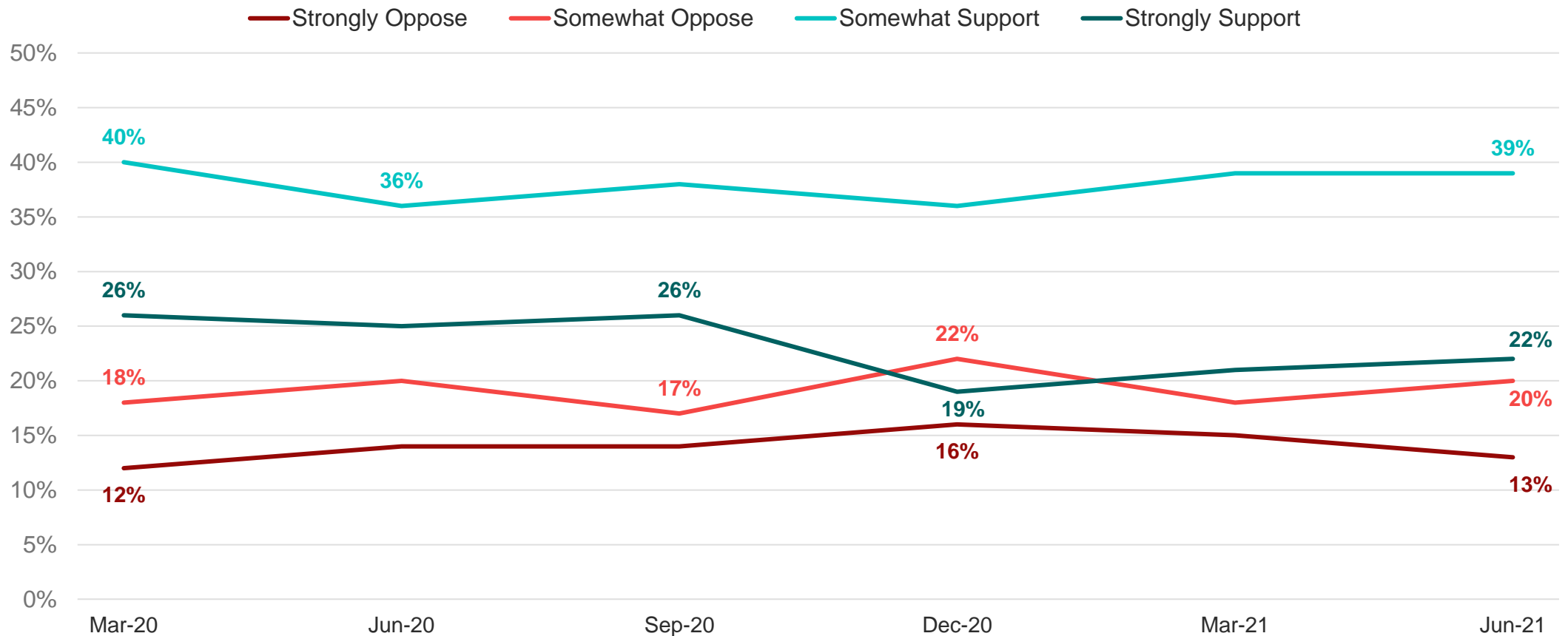
All Teachers



Support of charter schools held steady this quarter.

Charter schools are public schools that have more control over their own budget, staff, and curriculum, and are exempt from many existing public school regulations. In general, what is your opinion of public charter schools?

All Teachers



Note: Don't know/no opinion responses are not shown.

AGENDA

COVID-19 AND SCHOOLING

SCHOOL CHOICE POLICIES

TEACHING PROFESSION AND UNIONS

VIEWS ON K-12 EDUCATION

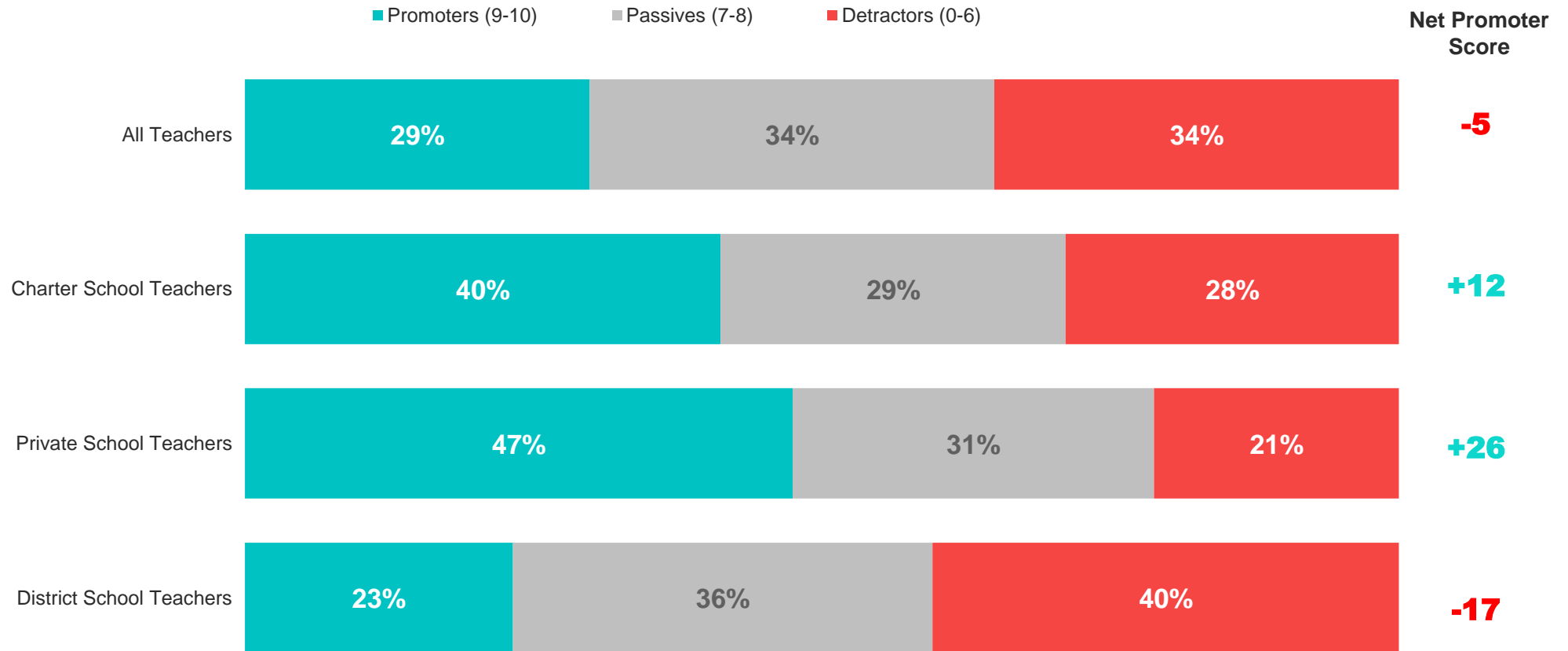
SURVEY PROFILE AND DEMOGRAPHICS



Charter and Private School Teachers remain much more likely to recommend teaching than District School Teachers.

On a scale from 0 to 10, where '0' means 'Not at all likely' and '10' means 'Extremely likely'. How likely is it that you would recommend teaching to a friend or family member?

All Teachers

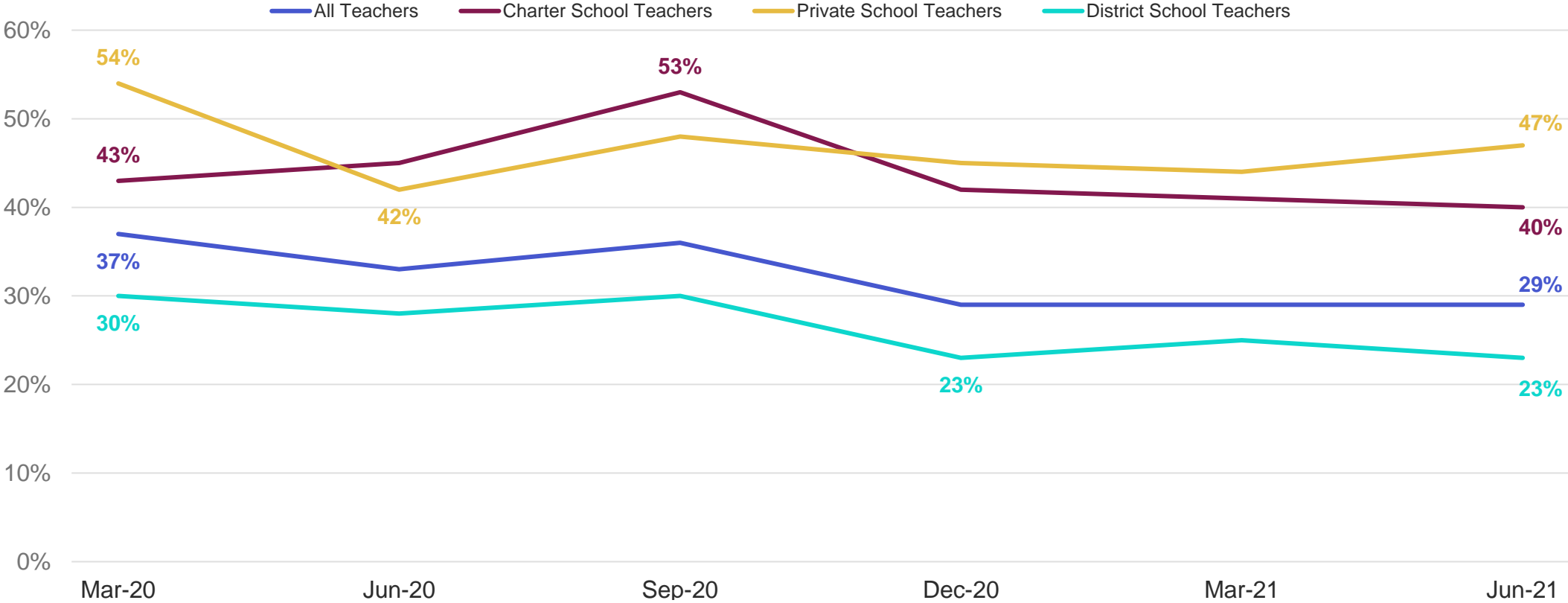


Promoters of the teaching profession have held steady this quarter.

On a scale from 0 to 10, where '0' means 'Not at all likely' and '10' means 'Extremely likely'. How likely is it that you would recommend teaching to a friend or family member?

All Teachers

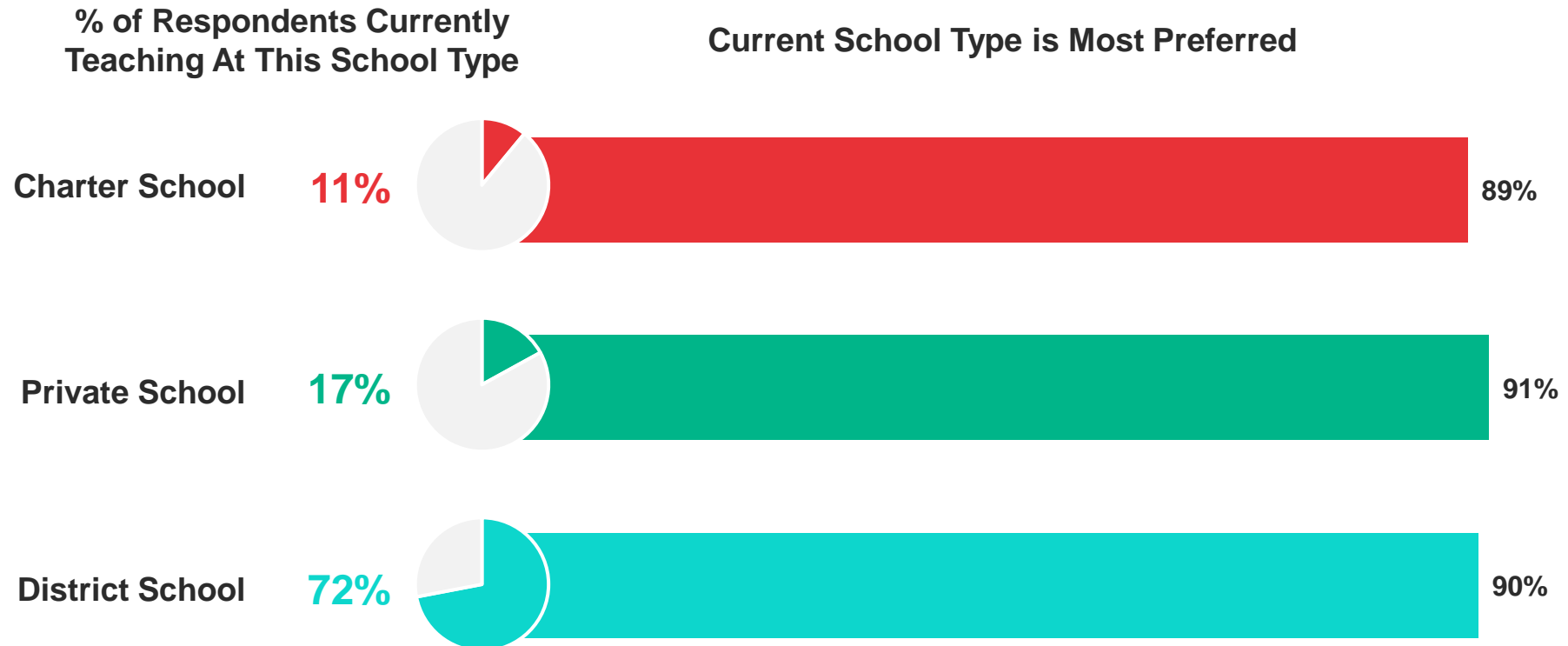
% Promoters (9-10)



The majority of teachers are currently teaching at the type of school they prefer most.

Where do you currently teach? Are you currently teaching in the type of school or educational setting that you prefer the most?

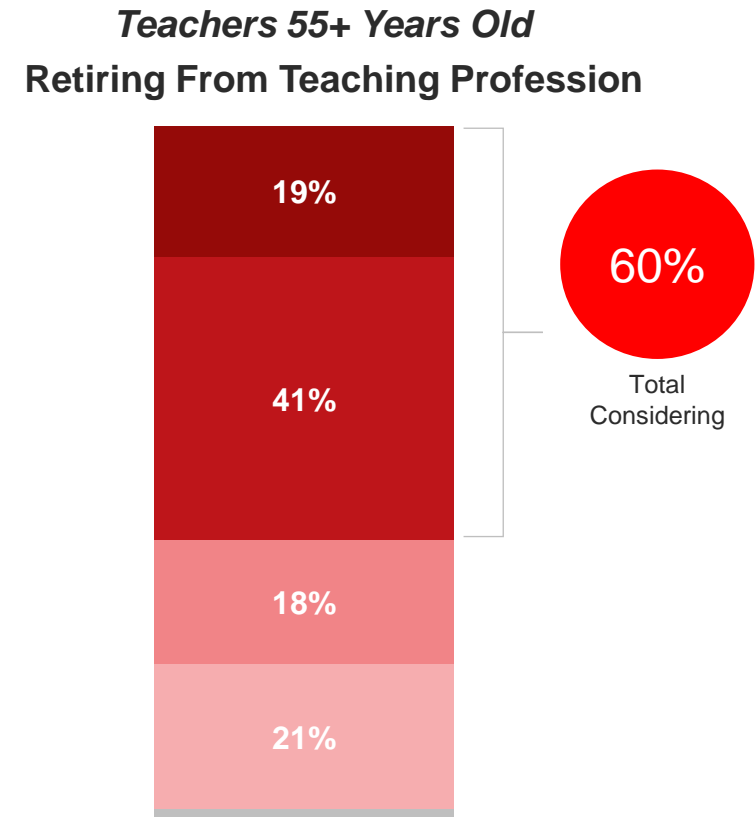
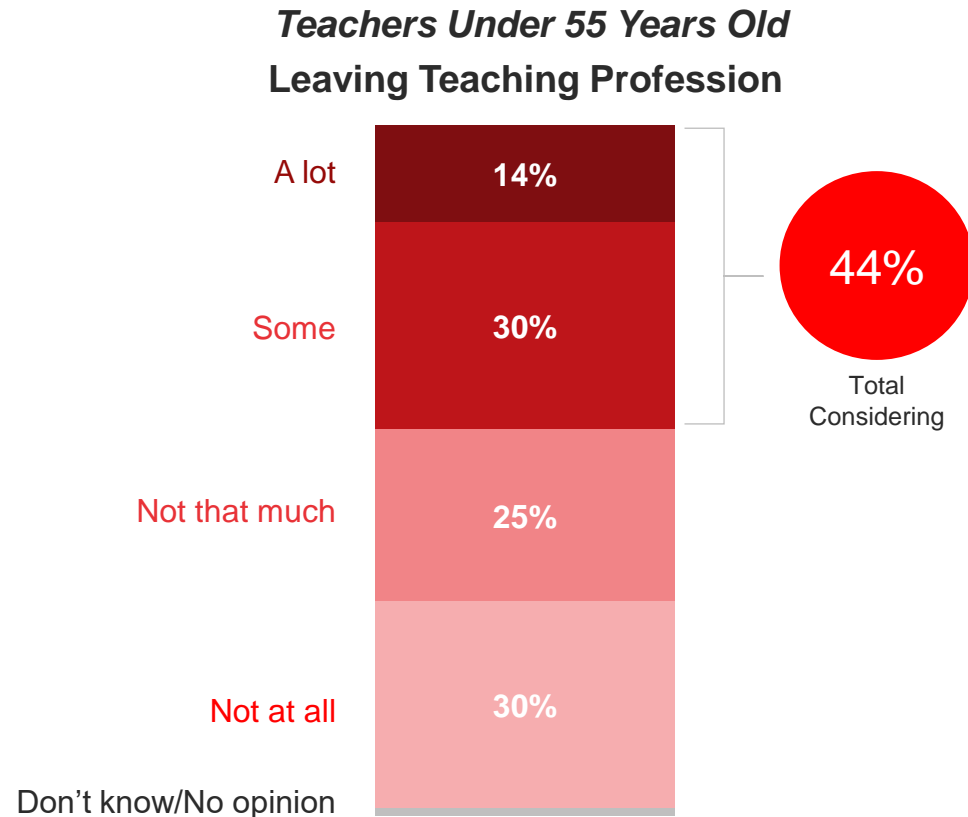
All Teachers



A majority teachers, age 55 or older, have considered retiring from the teaching profession in the last three months. Nearly half of teachers under age 55 considered leaving in the spring.

In the past three months, to what extent have you considered leaving the teaching profession for another career?

In the past three months, to what extent have you considered retiring from the teaching profession?



Teachers cite the impact of the pandemic, feeling undervalued and stressed, and politics surrounding the job as top reasons for considering leaving or retiring from the profession.

Why have you considered leaving the teaching profession or retiring after this year?

IMPACT OF THE PANDEMIC

“COVID really took the motivation out of me and also (made me) lose trust in my district leadership. I've never felt as undervalued as I did in 2020.”

“COVID really took it out of me this year. I have been teaching 20 years and this past year was so stressful that I am considering retirement.”

“I am exhausted from COVID and the lack of training and support we've had as we've gone through it.”

UNDervalUED & STRESSED

“I feel that teachers aren't appreciated at all. We are bullied by students and parents. We work extremely hard and don't get paid the amount we should.”

“I have taught for 28 years and it's getting harder and harder. The stress, lack of support from parents and watching other teachers leave the profession is disheartening.”

“Teachers are not paid and/or respected enough sometimes even by our own administration.”

POLITICS OF THE JOB

“Everything is just too political.”

“Too much paperwork and politics involved, and we are not really meeting the needs of those kids who really need it.”

“Education in America is being corrupted like many other institutions by political parties.”

AGENDA

COVID-19 AND SCHOOLING

SCHOOL CHOICE POLICIES

TEACHING PROFESSION AND UNIONS

VIEWS ON K-12 EDUCATION

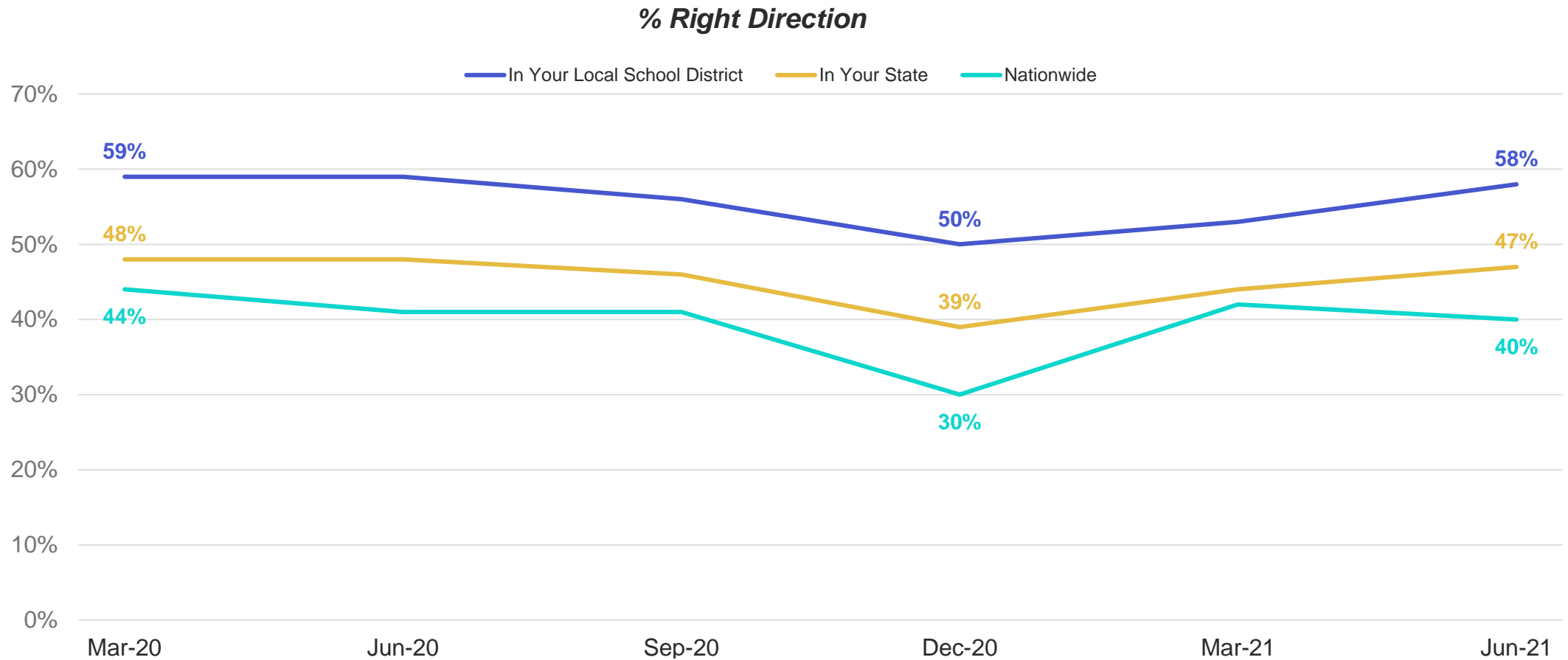
SURVEY PROFILE AND DEMOGRAPHICS



Teachers continue to have increased optimism about the direction of education in their local school district and state this quarter.

Do you feel things in K-12 education are generally going in the right direction, or do you feel things have generally gotten off on the wrong track?

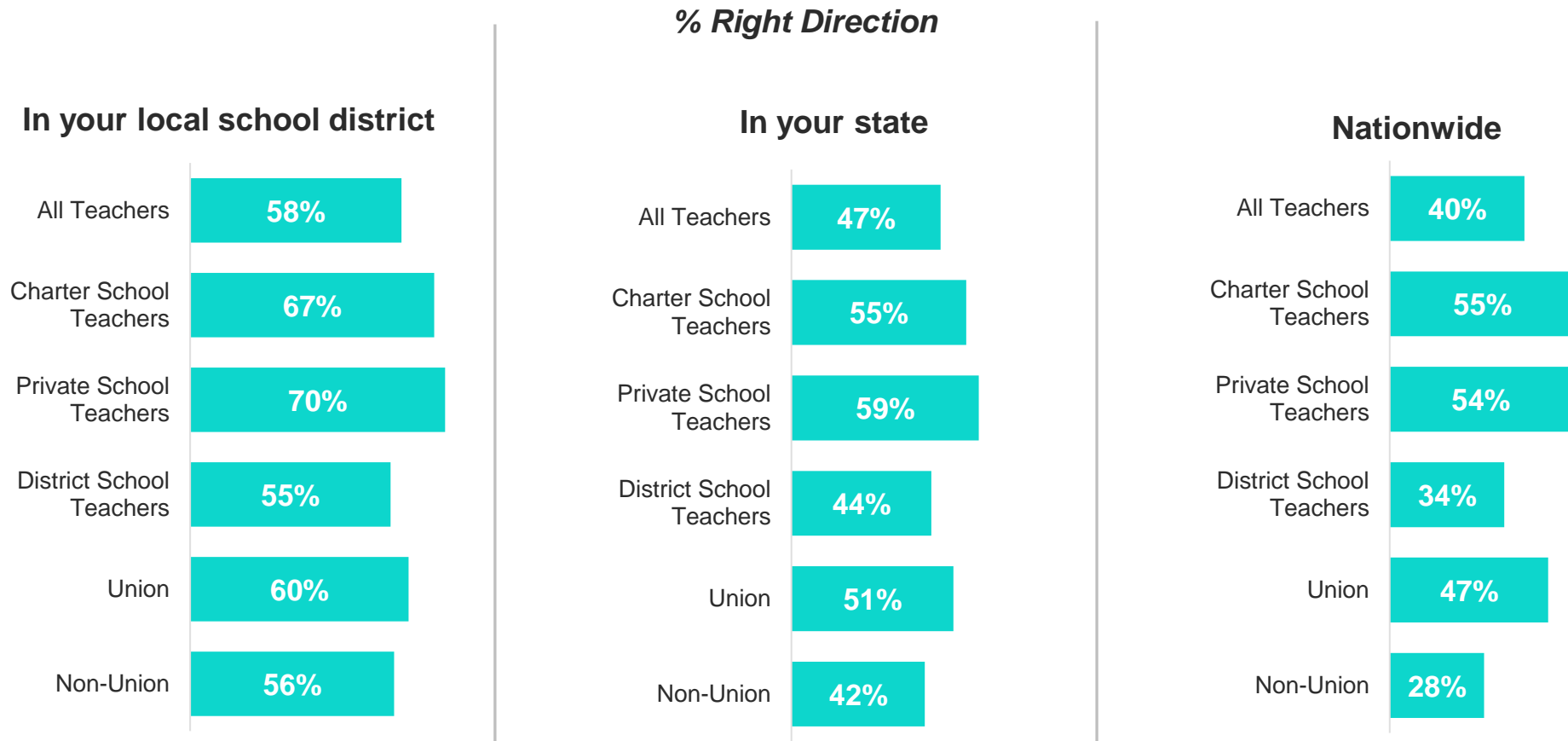
All Teachers



Private and Charter School Teachers continue to be more optimistic about the direction of K-12 education than District School Teachers.

Do you feel things in K-12 education are generally going in the right direction, or do you feel things have generally gotten off on the wrong track?

All Teachers



Teachers are more likely to say grades K-8 should focus on being independent thinkers and high school should focus on skills for future employment.

What do you believe should be the main purpose of education during Kindergarten through 8th grade/High School? In your opinion, how important is it for students to learn...

All Teachers

% Extremely Important






Grades K-8

Average % selected Extremely Important **45%**

-  Become independent thinkers (**57%**)
-  Core academic subjects (**53%**)
-  Socialization (**52%**)
-  How to be good citizens (**50%**)
-  Skills for future employment (**41%**)
-  Values, moral character, religious virtues (**38%**)
-  To fix social problems (**26%**)

Grades 9-12

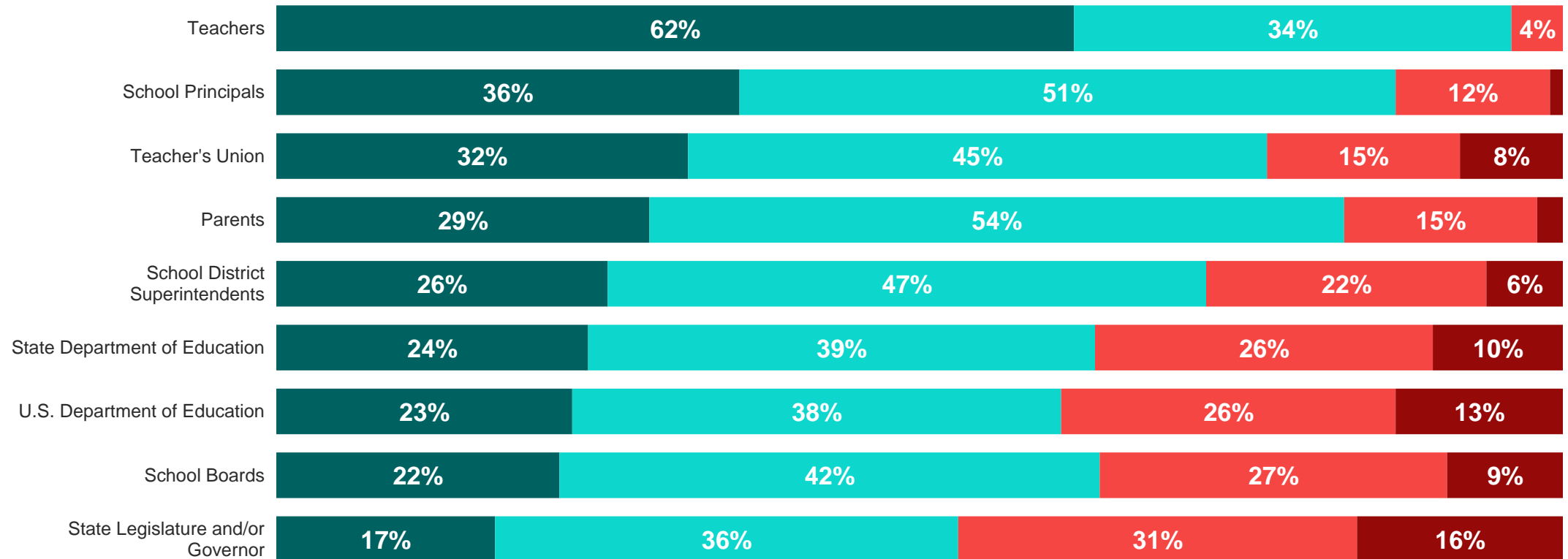
Average % selected Extremely Important **48%**

-  Skills for future employment (**63%**)
-  Become independent thinkers (**58%**)
-  How to be good citizens (**51%**)
-  Core academic subjects (**49%**)
-  Socialization (**48%**)
-  Values, moral character, religious virtues (**37%**)
-  To fix social problems (**28%**)

Teachers continue to view fellow teachers and school principals as most trustworthy when it comes to making decisions about education.


How much, if at all, do you trust the following to make good decisions about education?

All Teachers




Teachers' estimates remain significantly lower than actual school spending.

How much do you think is spent per year on each student in your state's public schools? Your estimate of the state average—to the nearest thousand dollars—will represent the combined expenditures of local, state, and federal governments.

 = \$1,000

Median Estimate

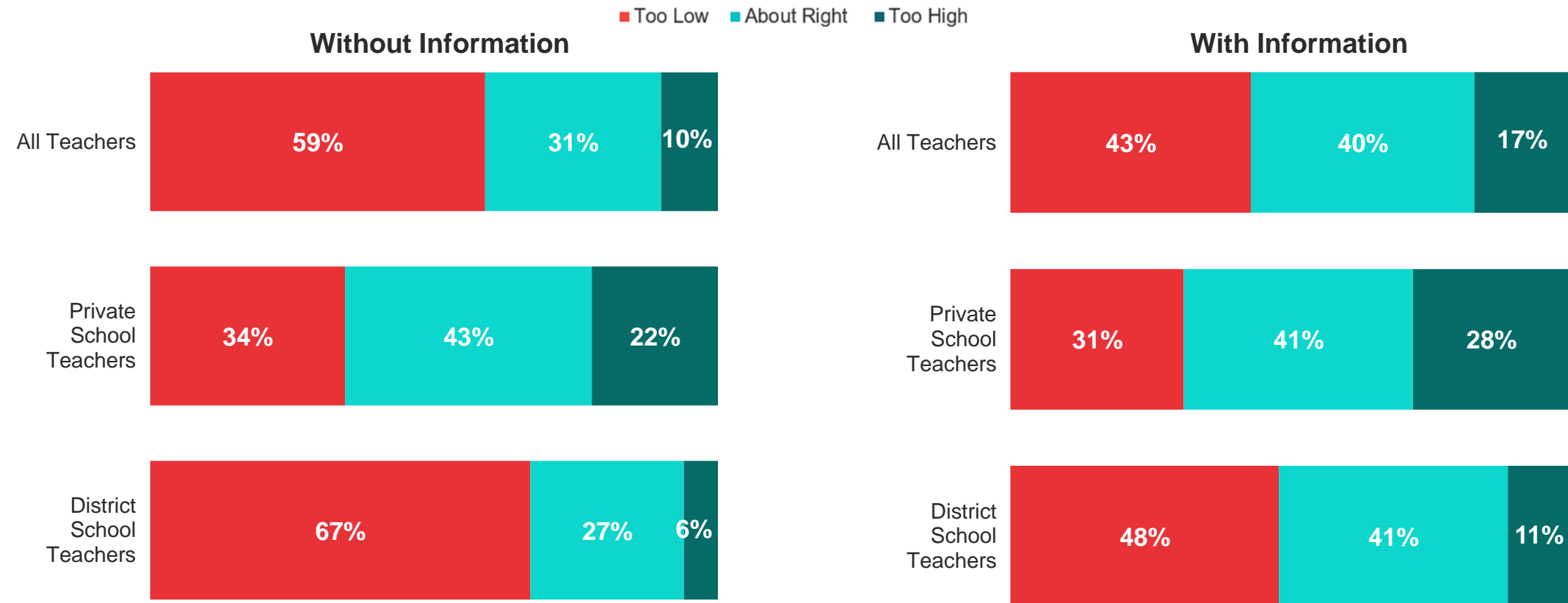
FY18 State Actuals	
Maximum	\$22,845
Mean	\$12,485
Minimum	\$7,525



When given actual spending information, teachers were less likely (-16 points) to believe school spending per student was 'too low'.

Do you believe public school funding in [STATE] is:


On average, [STATE] spends \$____ per student attending public school each year. Do you believe public school funding is:



State Per Pupil Spending Source: National Center for Education Statistics
 *Charter school teachers not shown due to low sample size

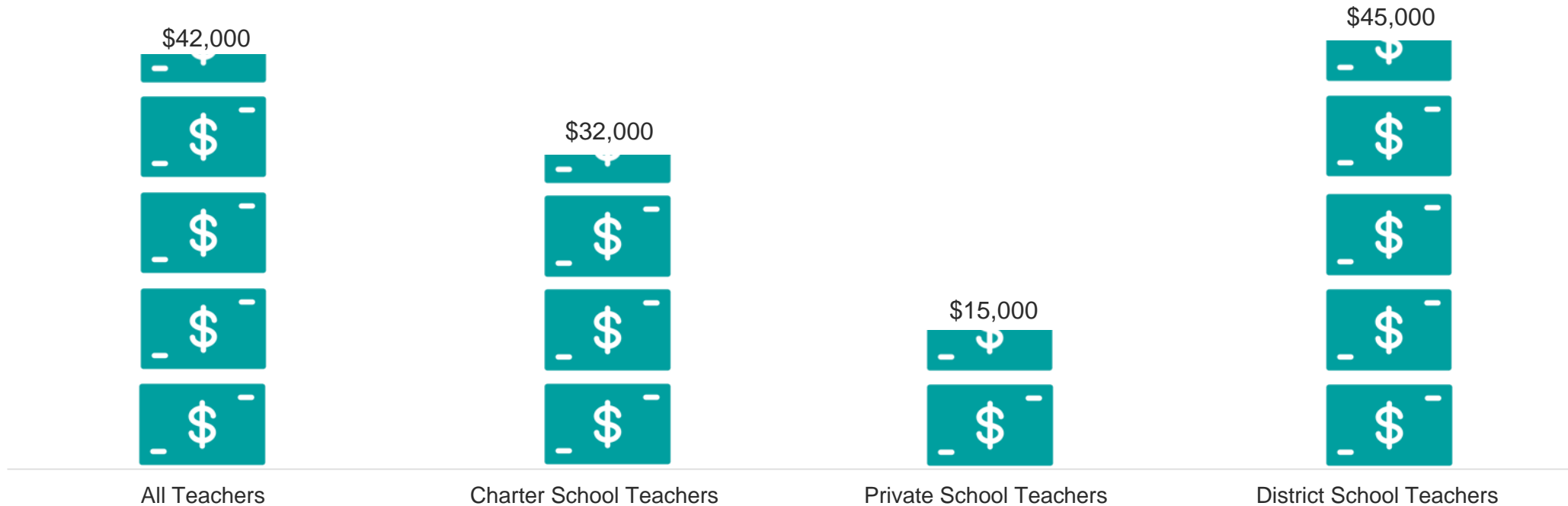
Teachers' salary estimates, especially among Private School Teachers, remain much lower than the average across states.

How much do you think is the average teacher salary in your state's **public schools**?

 = \$10,000

Median Estimate

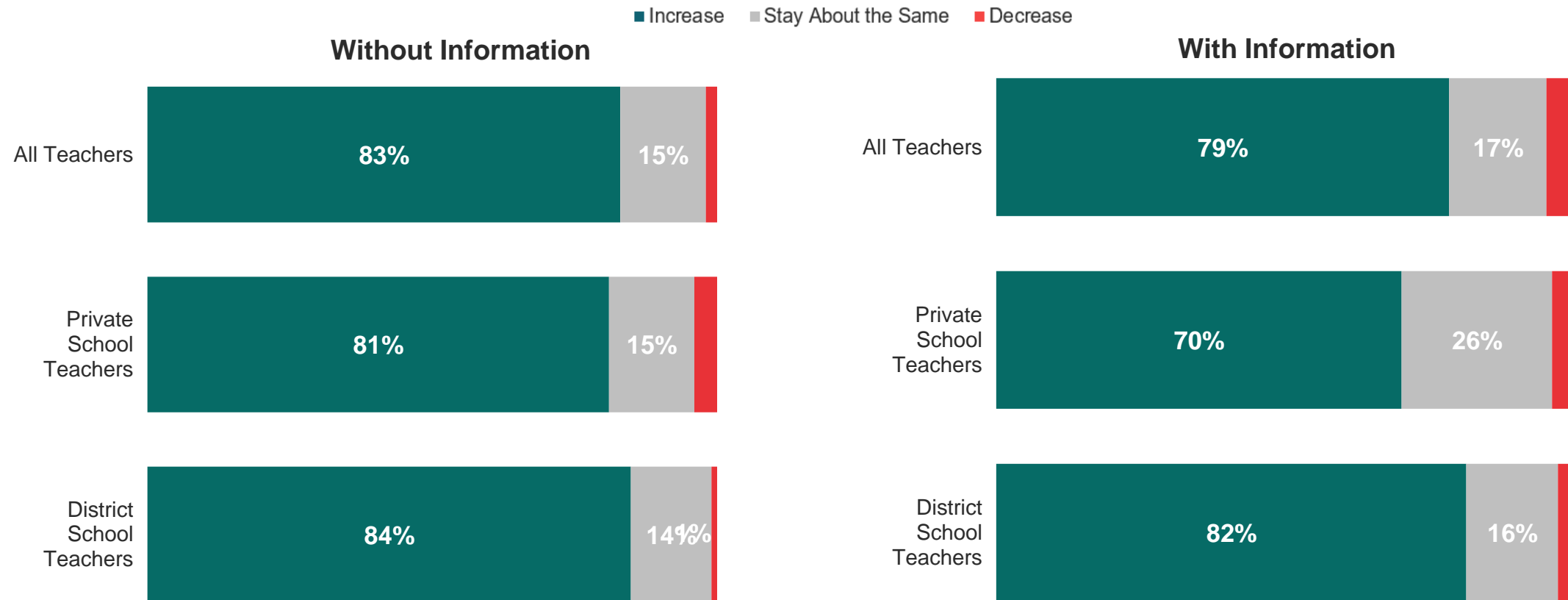
FY17 State Actuals	
Maximum	\$83,585
Mean	\$57,282
Minimum	\$43,107



Even when given information about salaries in their state, the majority of teachers believe their salaries should increase.

Do you think that public school teacher salaries in your state should:

On average, public school teachers in [STATE] are paid an annual average salary of \$____ per student attending public school each year. Do you think that public school teacher salaries in your state should:



Most teachers, whether cost and transportation are factors or not, prefer their child attend a similar school to the one they teach at.

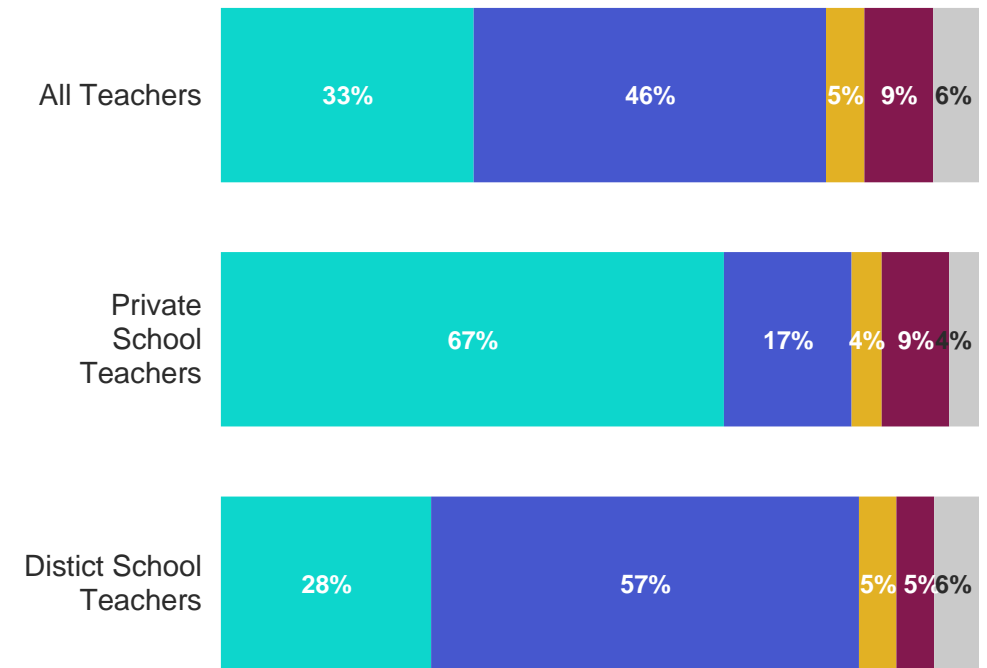
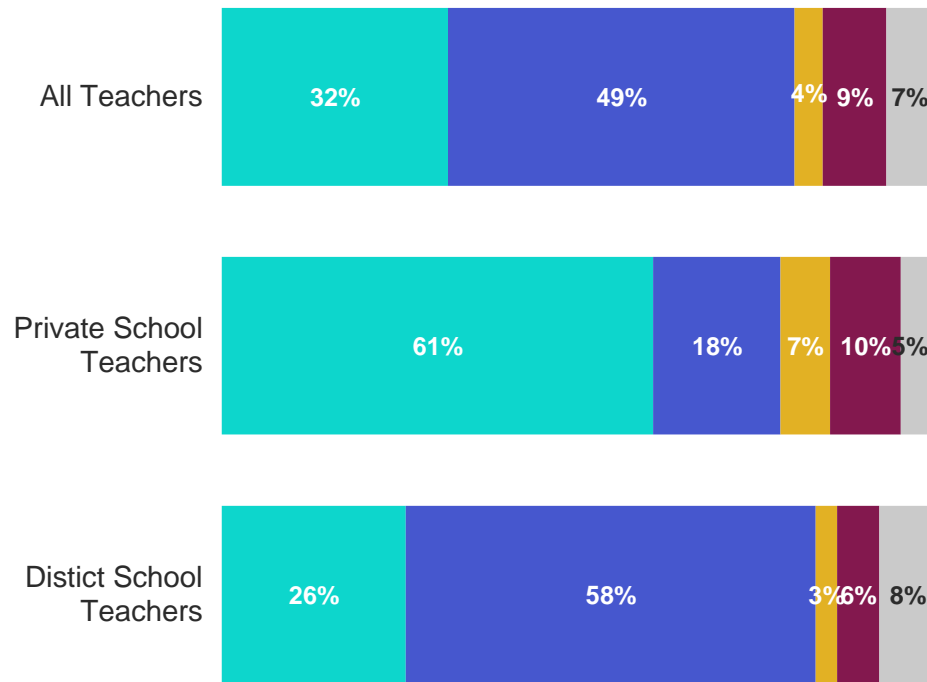
If given the option, what type of school would you select in order to obtain the best education for your child?

If given the option, and neither financial costs nor transportation were factors, what type of school would you select in order to obtain the best education for your child?

■ Private School ■ Regular Public School ■ Home School ■ Charter School ■ Don't Know/No Opinion

Preference

Preference without cost & transportation factors

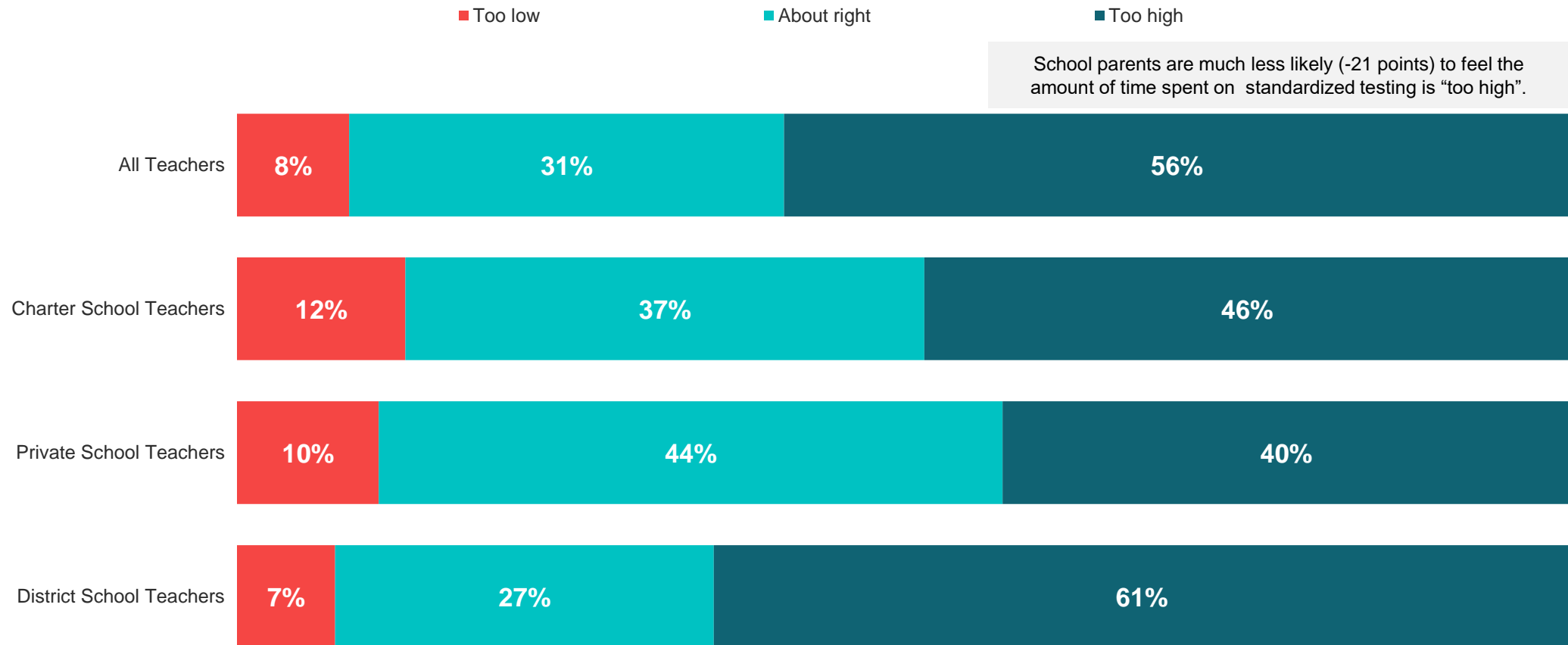


*Charter school teachers not shown due to low sample size

Most teachers, especially District School Teachers, believe that schools spend too much time on standardized testing.

All public schools and most private schools give their students standardized tests during the school year. When thinking about students preparing for and taking these tests, in general, do you believe the amount of time spent on standardized testing in American Schools is...

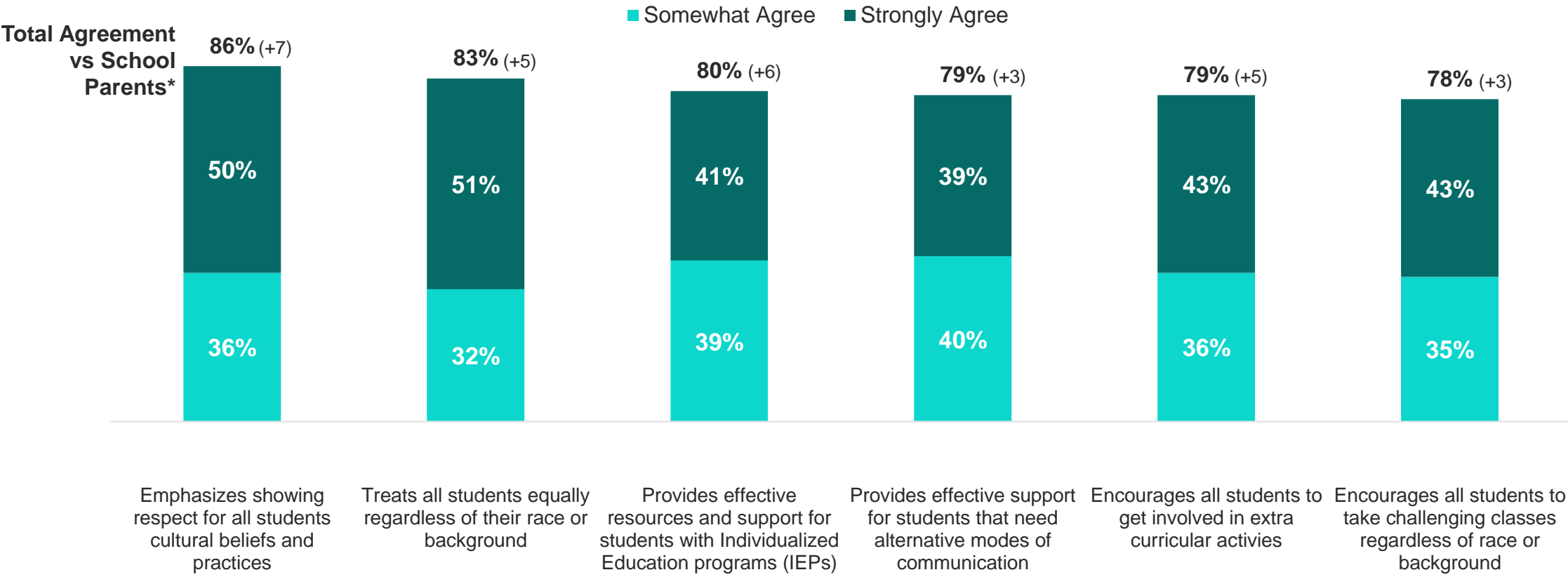
All Teachers



Teachers agree with the following positive statements about diversity and inclusivity efforts more so than school parents when thinking about their school.

How much do you agree or disagree with each of the following statements as it relates to the school you currently teach at?

All Teachers



*Data compared to the June 2021 School Parent Oversample

Teachers with higher incomes are the most likely to agree that the school in their area is promoting diversity and inclusivity. Black Teachers or those with lower incomes are less likely to agree along those lines.

How much do you agree or disagree with each of the following statements as it relates to the school you currently teach at?

All Teachers

Total Agree
(Strongly + Somewhat Agree)

	Charter School	Private School	District School	Non-Hispanic White	Black	Hispanic	Low Income < \$35K	Middle Income \$35K to < \$75K	High Income \$75K+	Male	Female
Treats all students equally regardless of their race or background	81%	89%	82%	84%	77%	79%	76%	79%	88%	83%	84%
Encourages all students to take challenging classes regardless of race or background	88%	83%	75%	79%	73%	75%	71%	72%	83%	82%	77%
Emphasizes showing respect for all students' cultural beliefs and practices	82%	84%	87%	87%	72%	77%	78%	81%	91%	84%	86%
Provides effective support for students that need alternative modes of communication	75%	81%	79%	80%	72%	72%	68%	74%	85%	83%	78%
Provides effective resources and support for students with IEPs	79%	82%	81%	81%	69%	79%	69%	78%	85%	81%	80%
Encourages all students to get involved in extra curricular activities	76%	78%	80%	80%	69%	75%	65%	78%	84%	81%	78%

Teachers are more likely than school parents to feel that all students feel welcome in their own schools though they are least likely to believe the school board should make decisions about the curriculum.

On a scale of 0-10 where 0 means "completely disagree" and 10 means "completely agree" how much do you agree or disagree with each of the following?

All Teachers

Average Response

Average Response vs School Parents*

6.81 (+0.84)

6.72 (+0.55)

6.1 (+0.31)

5.26 (+0.13)

4.84 (+0.35)

4.63 (-0.47)

Teachers should have more say in what textbooks and curricular our school uses

All students feel welcome in our school

The debates about curriculum are more intense today than they were five years ago

My school teaches American history from a variety of perspectives

I change how I speak about certain issues due to political pressure

Our school board should make decisions about the curriculum taught in our school

*Data compared to the June 2021 School Parent Oversample

Based on responses to six statements, teachers are most likely to agree they should have more say about textbook and curriculum decisions. They’re most likely to disagree that school boards should make curriculum decisions.

On a scale of 0-10 where 0 means “completely disagree” and 10 means “completely agree” how much do you agree or disagree with each of the following?

All Teachers

Average

	Charter School	Private School	District School	Non-Hispanic White	Black	Hispanic	Low Income < \$35K	Middle Income \$35K to < \$75K	High Income \$75K+	Male	Female
My school teaches American history from a variety of perspectives	5.16	5.45	5.22	5.24	5.3	5.34	5.17	5.23	5.3	5.07	5.32
I change how I speak about certain issues due to political pressure	4.89	4.9	4.82	4.88	4.61	4.86	4.31	5.1	4.79	4.94	4.81
Our school board should make decisions about the curriculum taught in our school	4.69	4.49	4.66	4.58	4.97	4.79	4.95	4.73	4.48	4.55	4.66
Teachers should have more say in what textbooks and curricular our school uses	6.64	6.7	6.87	6.88	6.27	6.76	6.42	6.83	6.9	6.7	6.85
All students feel welcome in our school	6.62	6.97	6.68	6.81	6.28	6.45	6.36	6.57	6.93	6.7	6.73
The debates about curriculum are more intense today than they were five years ago	5.76	6.45	6.07	6.14	5.72	6.16	6.04	6.06	6.15	6.12	6.09

AGENDA

COVID-19 AND SCHOOLING

SCHOOL CHOICE POLICIES

TEACHING PROFESSION AND UNIONS

VIEWS ON K-12 EDUCATION

SURVEY PROFILE AND DEMOGRAPHICS



Survey Profile, 1

Dates	June 11-30, 2021
Survey Data Collection & Quality Control	Morning Consult
Survey Sponsor	EdChoice
Population	Current Teachers
Sampling Frame	National sample of teachers (age 18+) living in the United States, including the District of Columbia
Sampling Method	Non-Probability, Stratified (based on Gender, Years of Experience)
Mode	Online Survey
Language	English

Survey Profile, 2

Survey Time	Median = 11.52 minutes
Sample Size	Total, N = 1,001
Oversampling?	None
Quotas?	Age, Years of Teaching Experience
Weighting?	Age, Race, Ethnicity, Gender, Teaching Experience
Measure of Precision	± 3.48 percentage points
Participation Rate	8.81%
Project Contact	Paul DiPerna, paul@edchoice.org

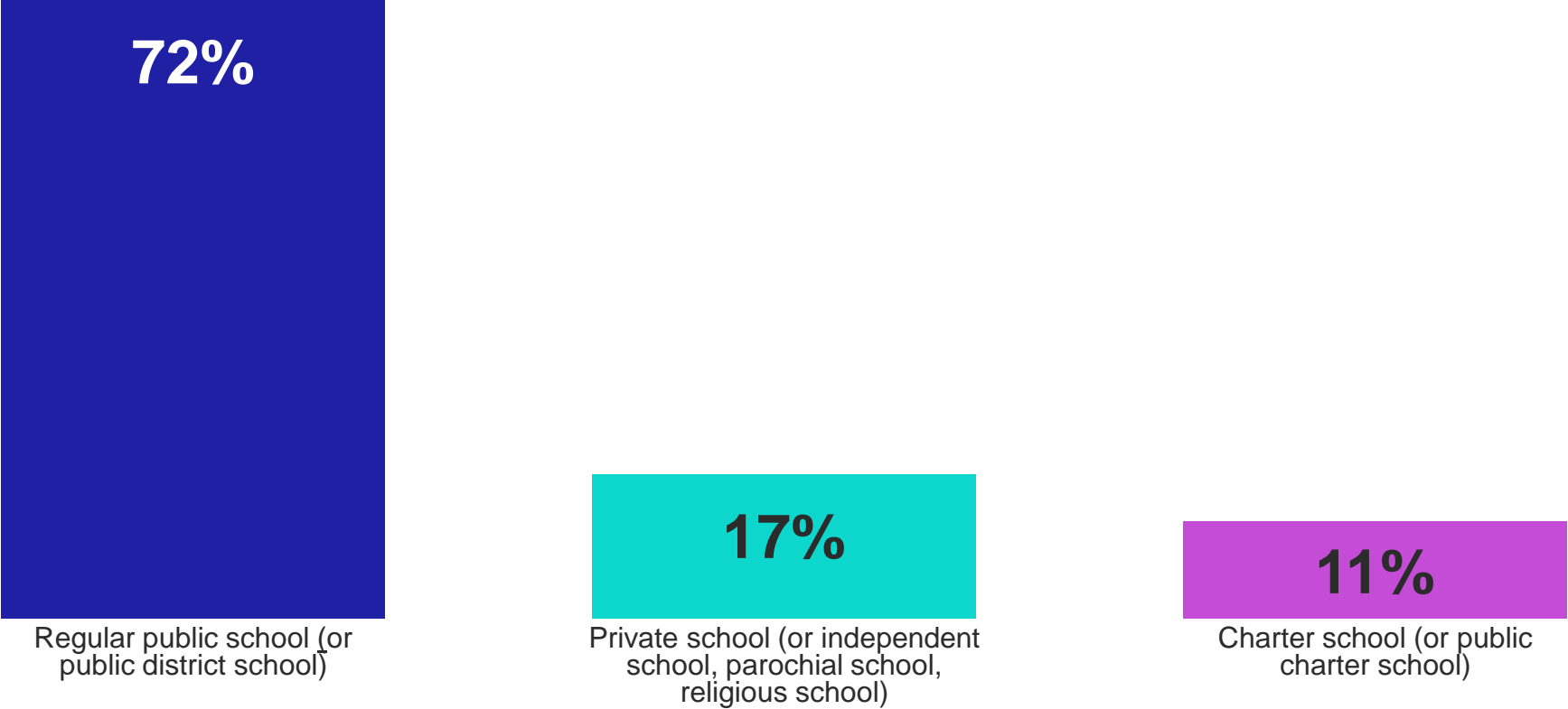
Based on Teacher Sample

Demographics	Unweighted (N =)
Hispanic	196
White	757
Non-Hispanic White	648
Black	117
Other	40
Generation Z	71
Millennial	594
Generation X	151
Boomers	175
Northeast	207
Midwest	182
South	414
West	198

Demographics	Unweighted (N =)
Male	343
Female	658
Democrat	470
Independent	227
Republican	268
Urban	320
Suburban	498
Small Town	85
Rural	98
Low Income <\$35K	152
Middle Income \$35K to <\$75K	401
High Income \$75K+	448
LGBTQ	118

Where do you currently teach?

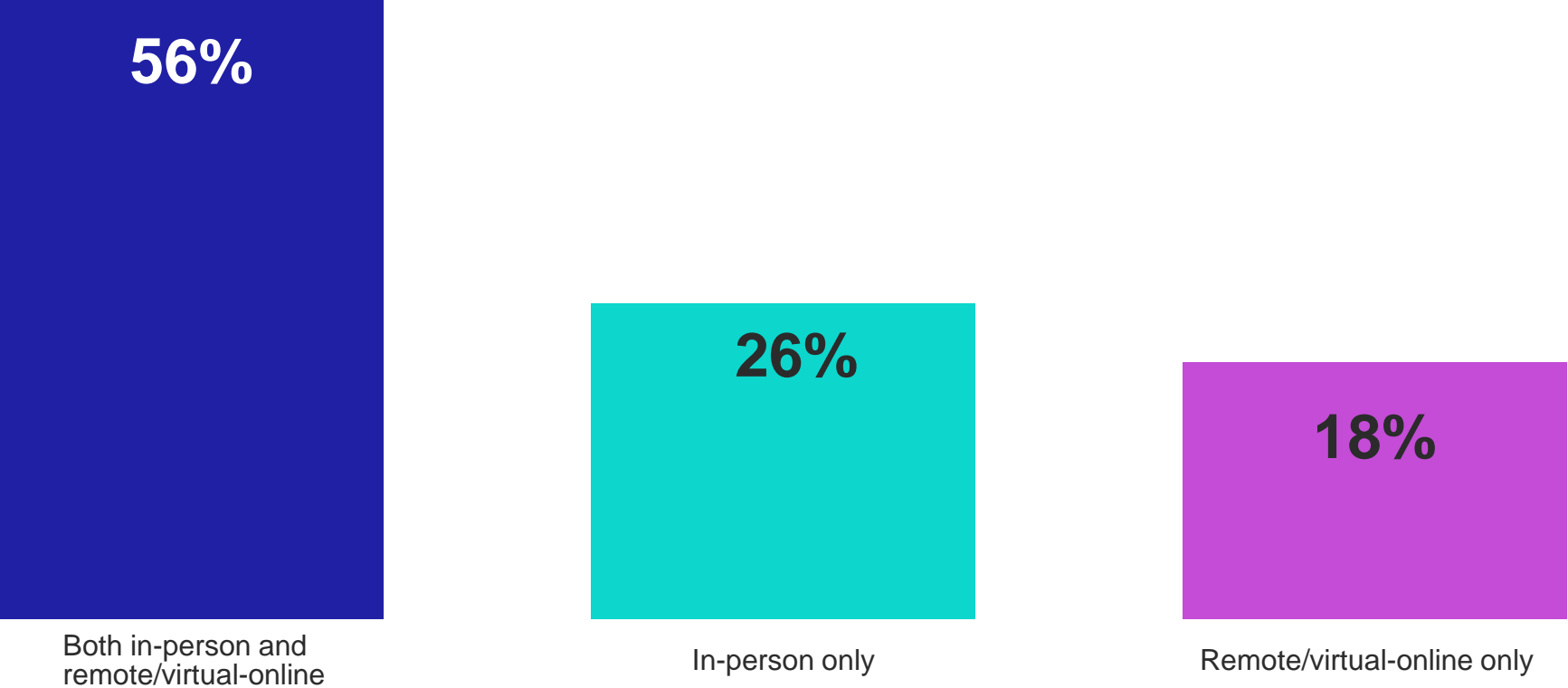
All Teachers



Note: Percentages reflect weighted data

By which mode were you teaching your students by the end of the 2020-21 school year?

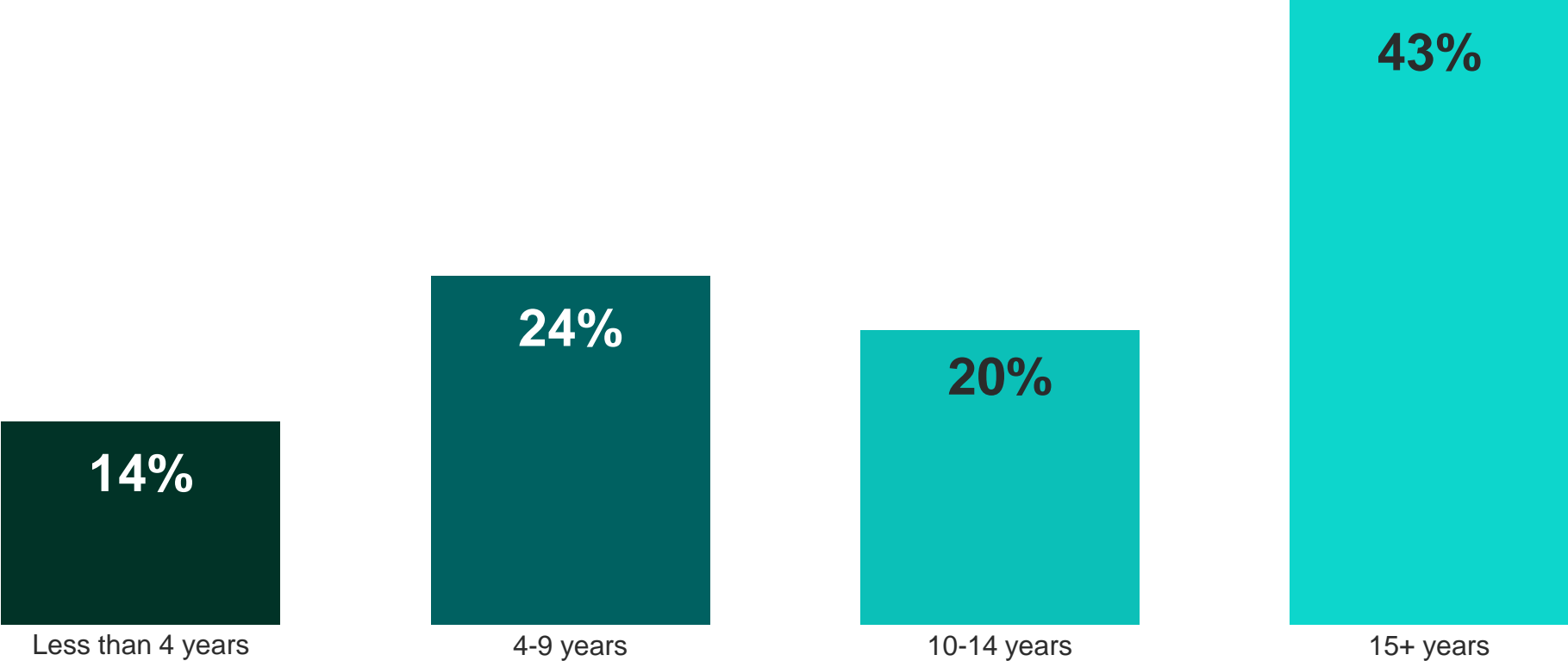
All Teachers



Note: Percentages reflect weighted data

Counting this school year, how many years have you been a school teacher, including part-time teaching?

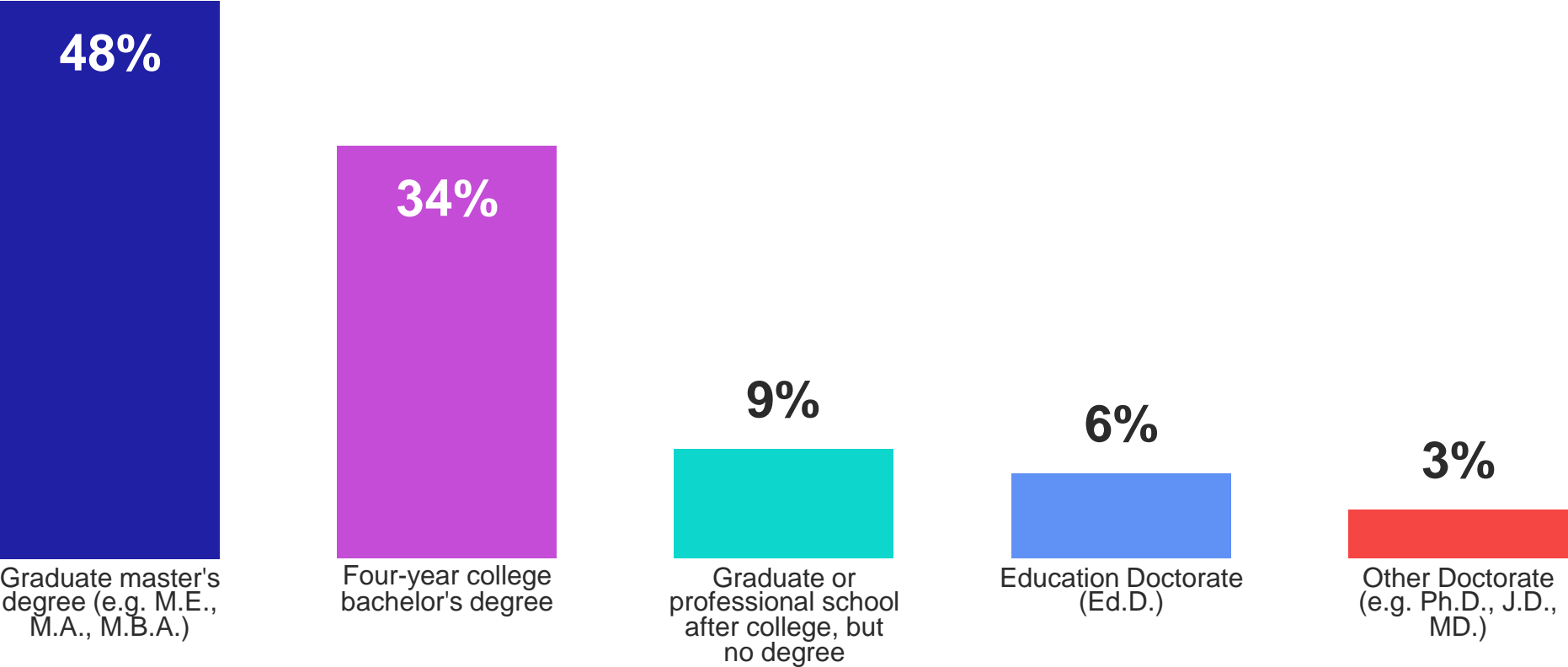
All Teachers



Note: Percentages reflect weighted data

What is the last grade or class you completed in school?

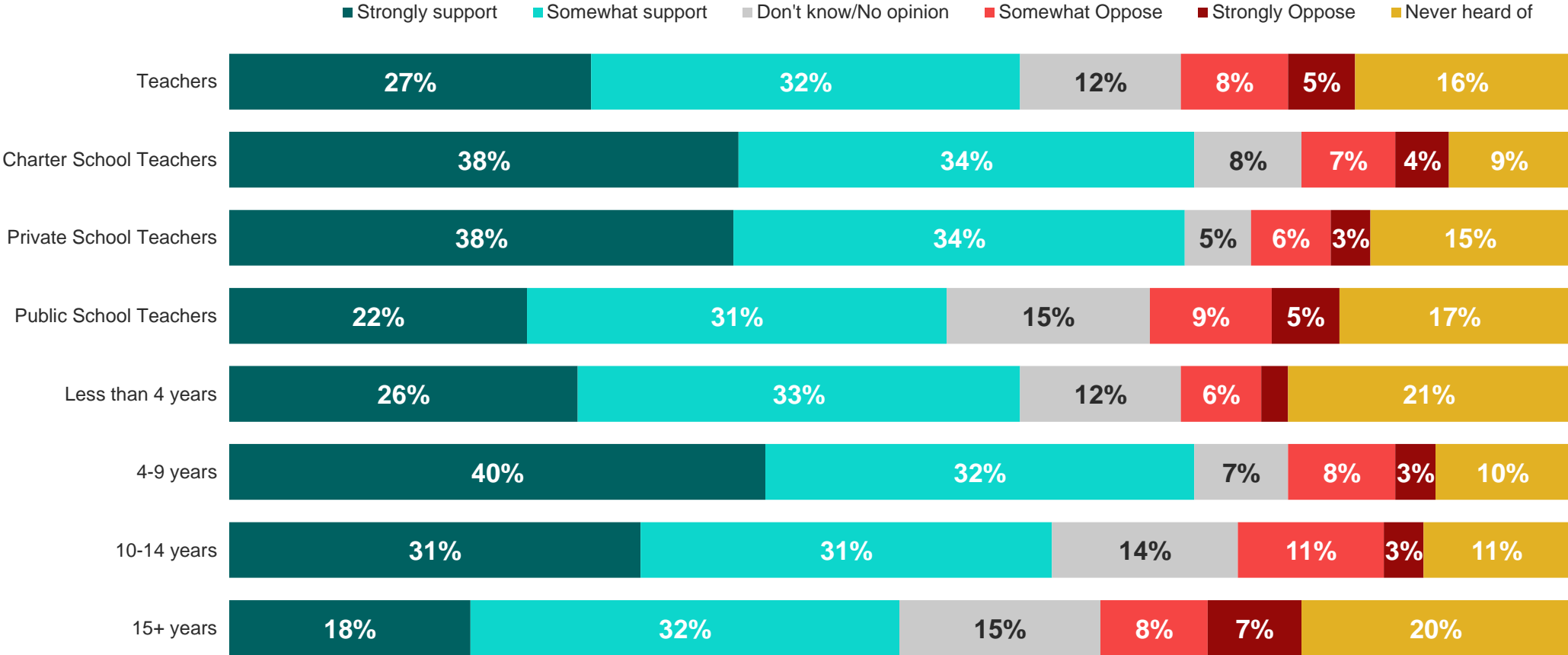
All Teachers



Note: Percentages reflect weighted data

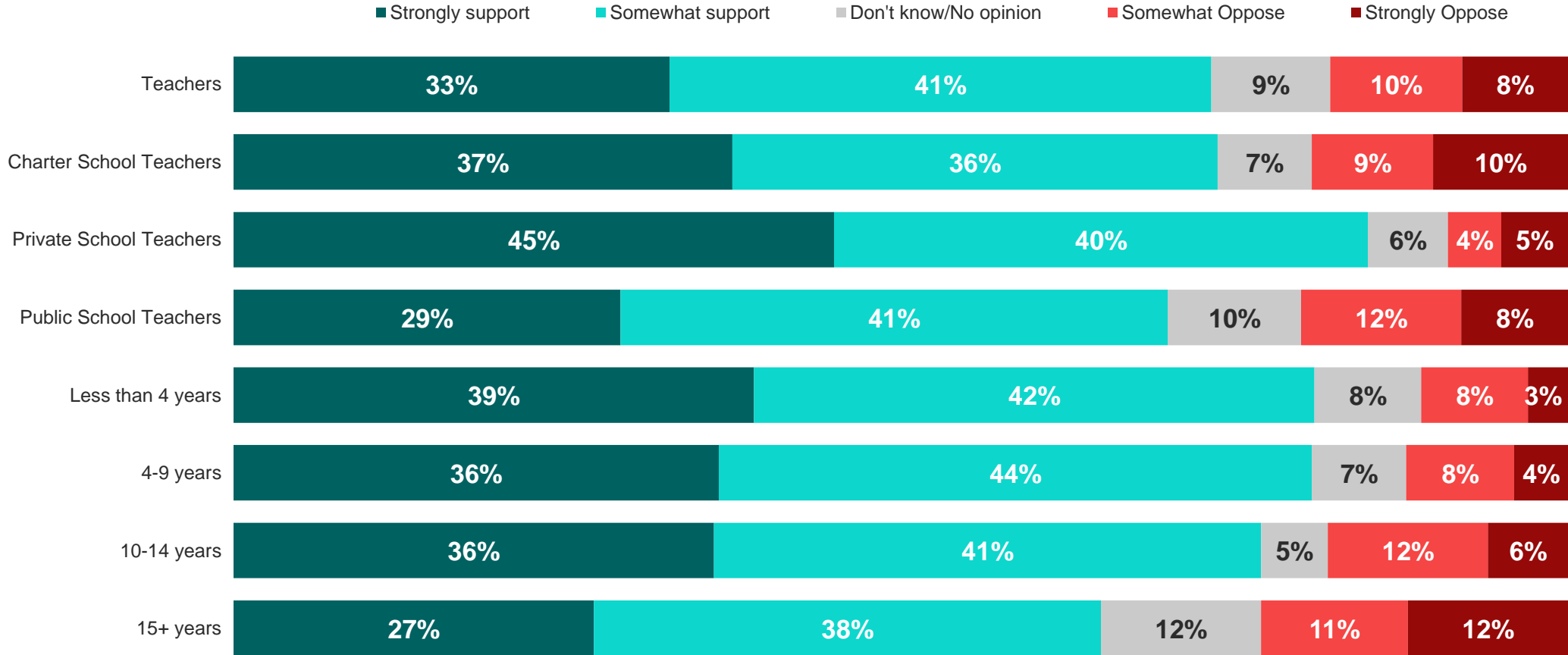
Based on what you know, or have heard from others... In general, what is your opinion of 'education savings accounts' in K-12 education?

All Teachers



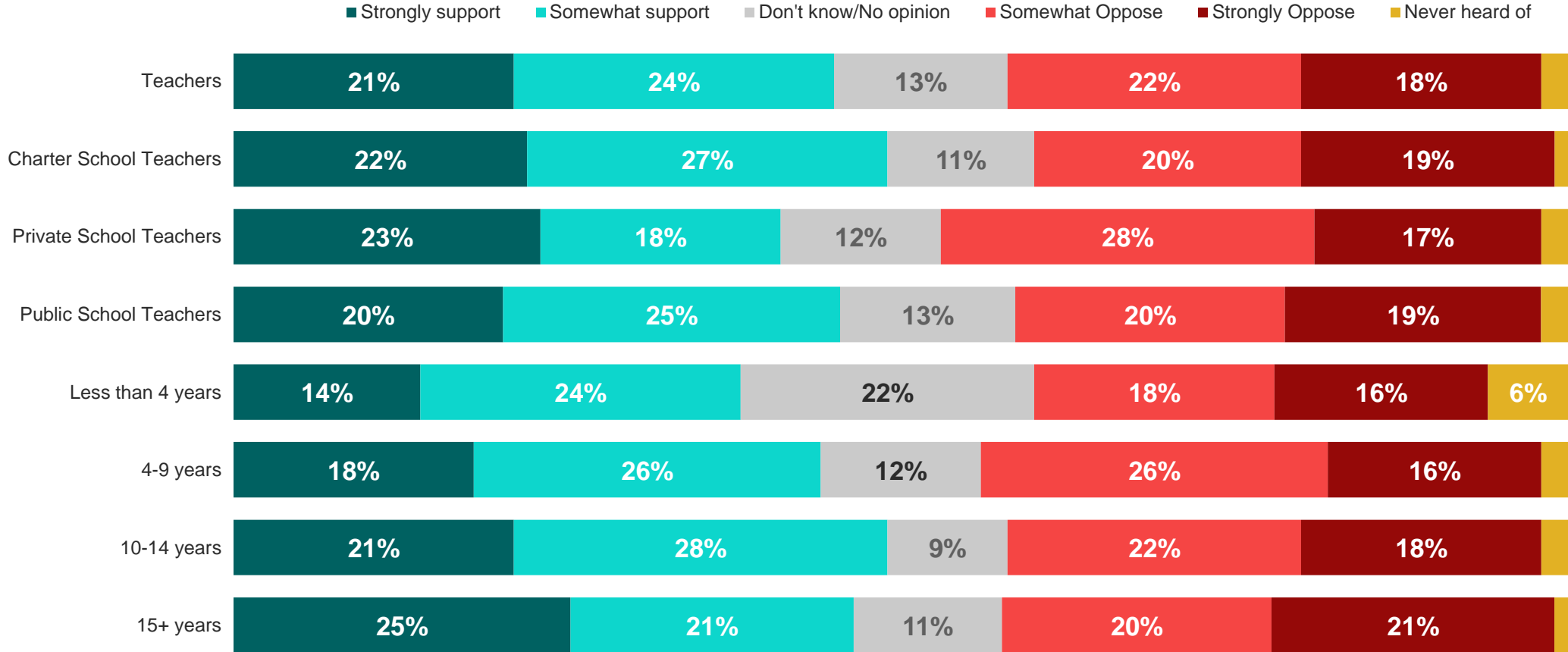
An "education savings account" in K–12 education – often called an ESA – establishes for parents a government-authorized savings account with restricted, but multiple uses for educational purposes. Parents can then use these funds to pay for: school tuition; tutoring; online education programs; therapies for students with special needs; textbooks or other instructional materials; or save for future college expenses. In general, what is your opinion of an ESA system?

All Teachers



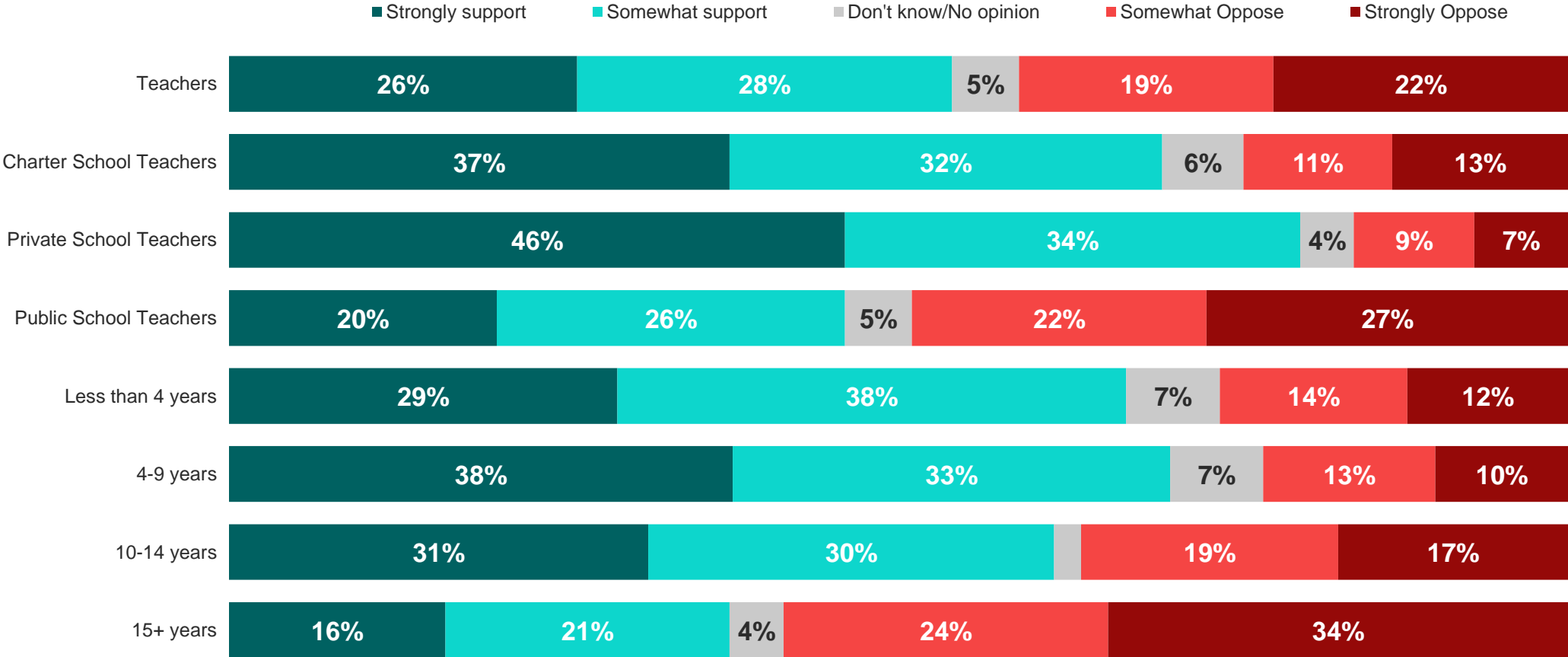
Based on what you know, or have heard from others... In general, what is your opinion of 'school vouchers' in K-12 education?

All Teachers



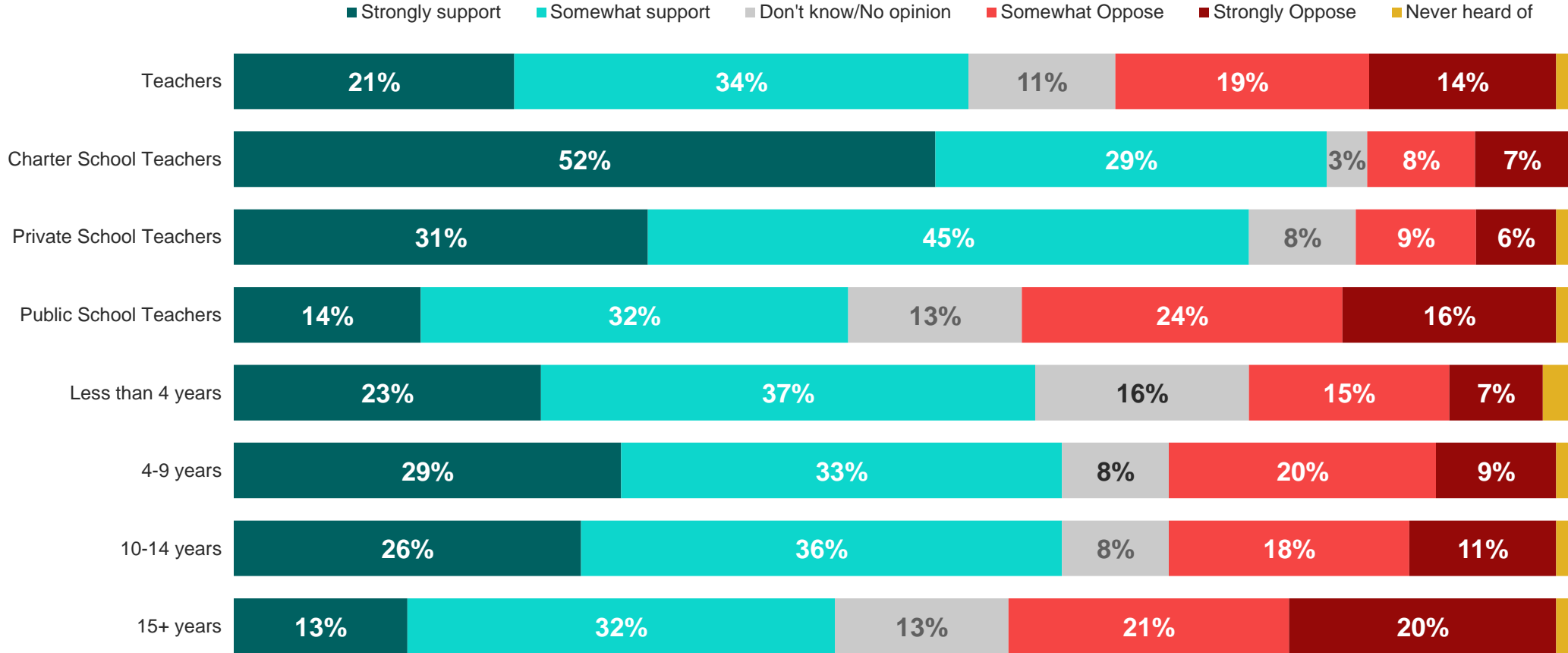
A school voucher system allows parents the option of sending their child to the school of their choice, whether that school is public or private, including both religious and non-religious schools. If this policy were adopted, tax dollars currently allocated to a school district would be allocated to parents in the form of a 'school voucher' to pay partial or full tuition for the child's school. In general, what is your opinion of school voucher systems?

All Teachers



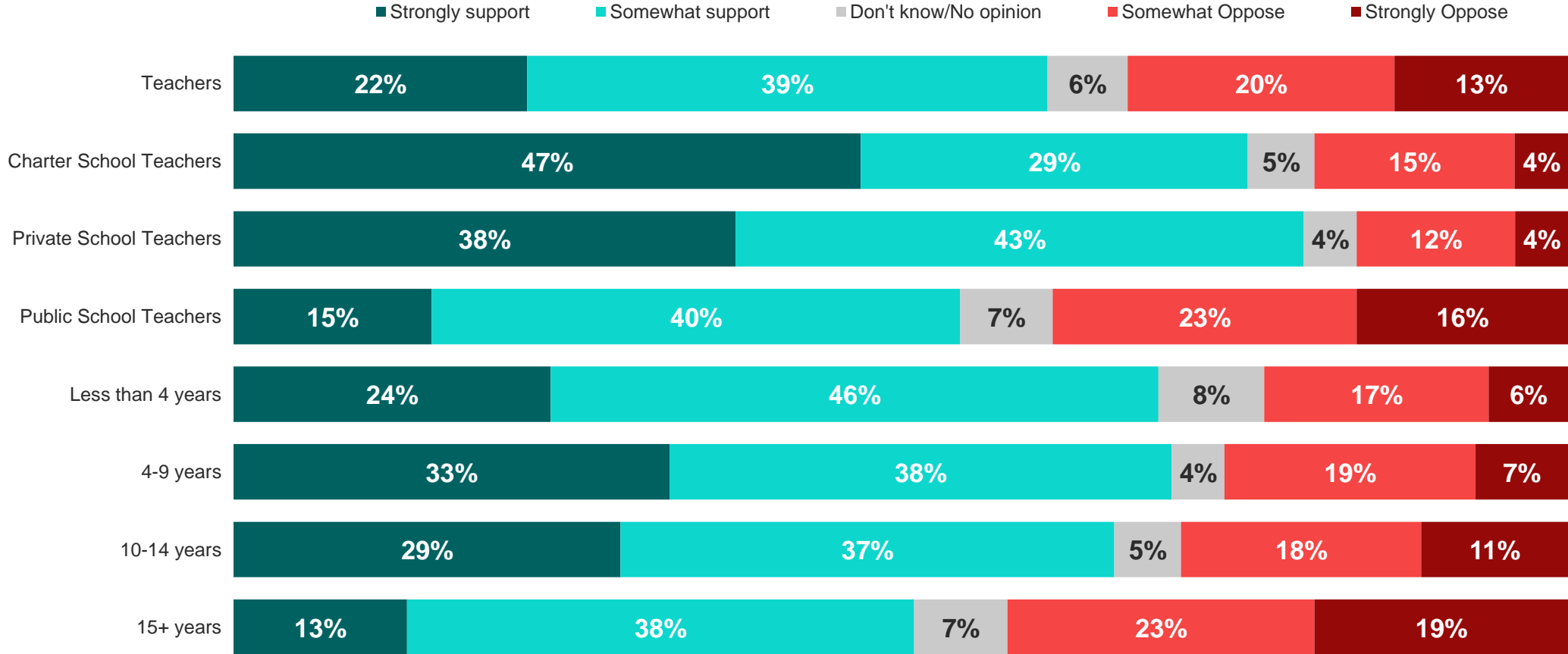
Based on what you know, or have heard from others... In general, what is your opinion of 'charter schools' in K-12 education?

All Teachers



Charter schools are public schools that have more control over their own budget, staff, and curriculum, and are exempt from many existing public school regulations. In general, what is your opinion of public charter schools?

All Teachers



WHO WE ARE

 **MORNING CONSULT**[®]

Morning Consult is a global data intelligence company delivering insights on what people think in real time.

By surveying tens of thousands across the globe every day, Morning Consult is unmatched in scale and speed: It determines the true measure of what people think and how their decisions impact business, politics and the economy.

Industry leaders rely on Morning Consult's proprietary technology and analysis for real-time intelligence to transform information into a competitive advantage.

 **CHOICE**

EdChoice is a 501(c)(3) nonprofit, nonpartisan organization. Our team is driven by the shared mission to advance freedom and choice in K-12 education where all families, regardless of race, origin or family income, are free to choose a learning environment—public or private, near or far, religious or secular—that works best for their children.

Learn more at: [EDCHOICE.ORG](https://edchoice.org)





MORNINGCONSULT.COM