



TEENS AND K-12 EDUCATION

A National Polling Report

MARCH 2021

KEY FINDINGS

- 1. The pandemic and online learning have negatively impacted teens' relationships and mental health.** Those enrolled in online or a mix of online and in-person learning were 3 times more likely than those enrolled in in-person classes to state the pandemic has negatively impacted their relationships or mental health. Additionally, teens learning completely online are much more reliant on their cell phones and social media to interact with their peers.
- 2. Students feel in-person learning is going better than alternative learning modes.** However, those attending class in-person feel that their schools could be doing a better job of enforcing COVID-19 safety guidelines.
- 3. Teens want to have some say in where they will attend school. However, one-third said they had no say at all in the school type they were enrolled in.** Most teens and school parents have similar views on schooling preferences like small class sizes, teacher provided instruction and in-person or hybrid learning after the pandemic.
- 4. Teenagers seem to be less comfortable discussing current events and social issues with teachers than they indicated at the start of the school year.** We observed an eight-percentage point drop in comfort level since August 2020. They remain comfortable discussing event and issues with friends and family members.
- 5. Less than half of teens are aware of education reform.** Among those who are aware, on average it is a middling issue for them. Awareness is especially low among those from middle- and high-income areas, younger teens (7th and 8th graders), and Hispanic teens.

CONTENTS

COVID-19 AND SCHOOLING

SCHOOL PREFERENCES

SOCIAL ISSUES

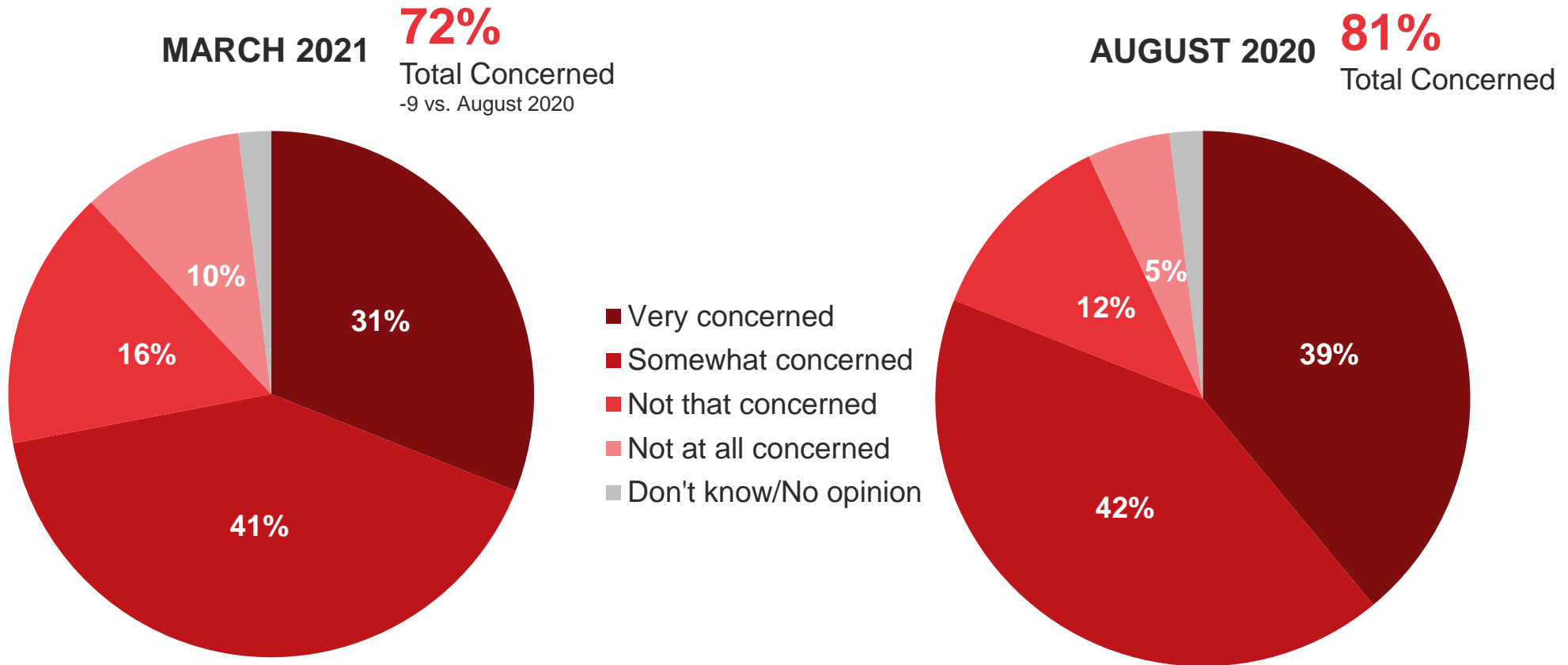
TECH + SOCIAL MEDIA

SURVEY PROFILE AND DEMOGRAPHICS

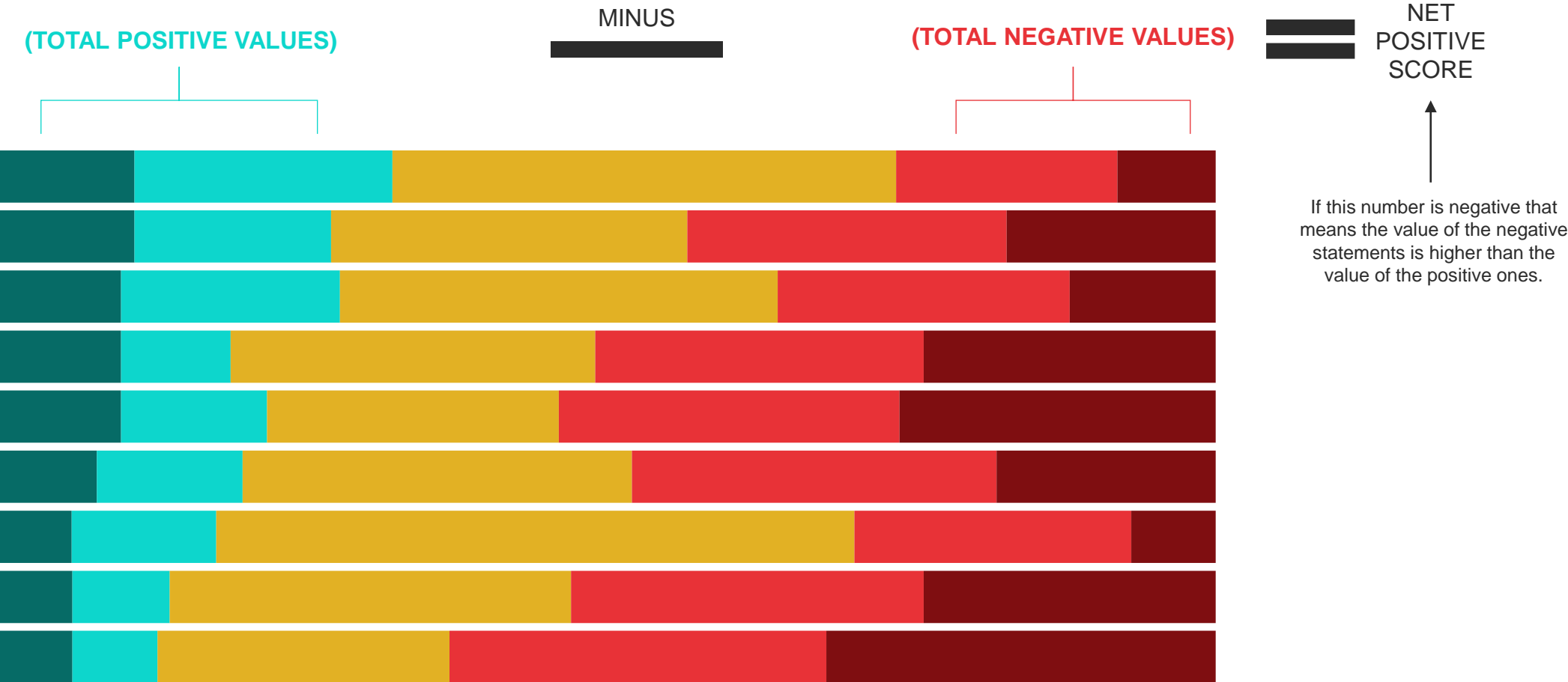


While the majority of teens remain at least somewhat concerned about the pandemic, overall concern has declined since August 2020.

How concerned are you about the COVID-19 (Coronavirus) pandemic? Select one.

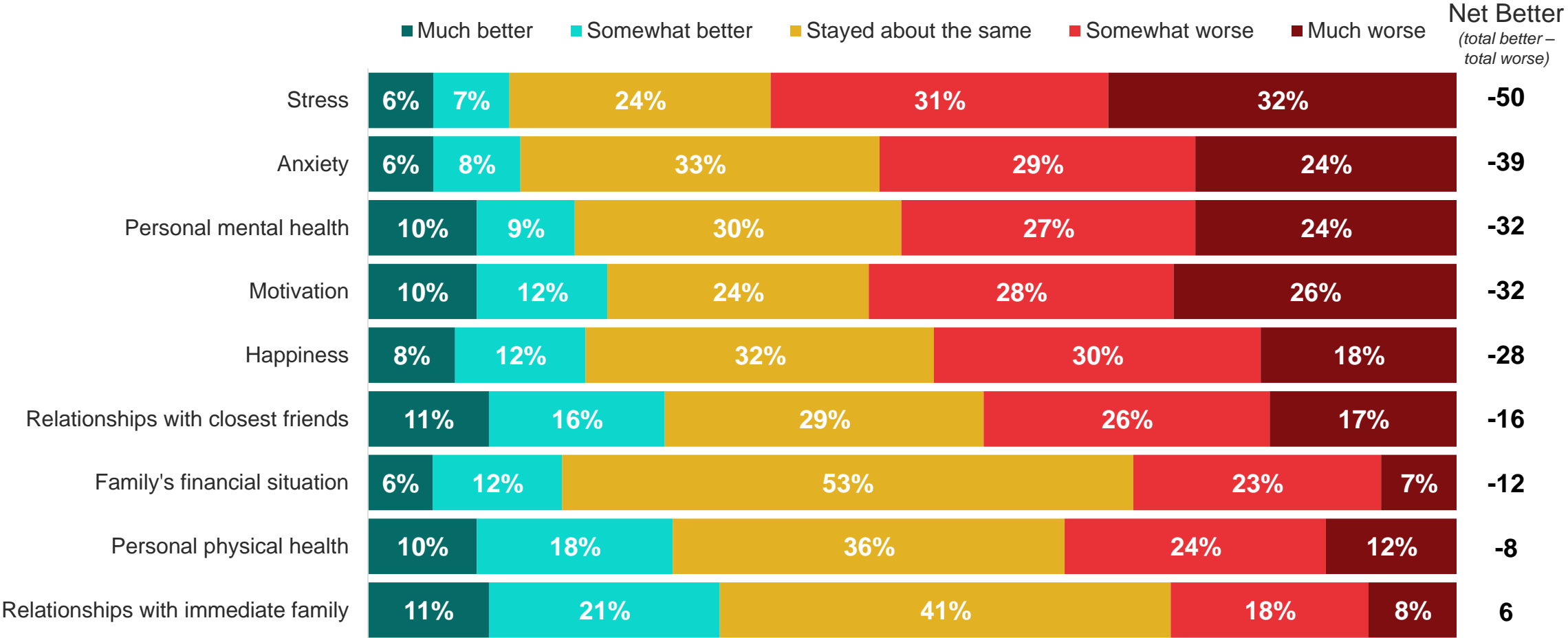


HOW TO CALCULATE NET SCORES:



The pandemic is affecting teens very negatively on a range of indicators. That’s especially true when it comes to their stress, anxiety, motivation, happiness, and mental health.

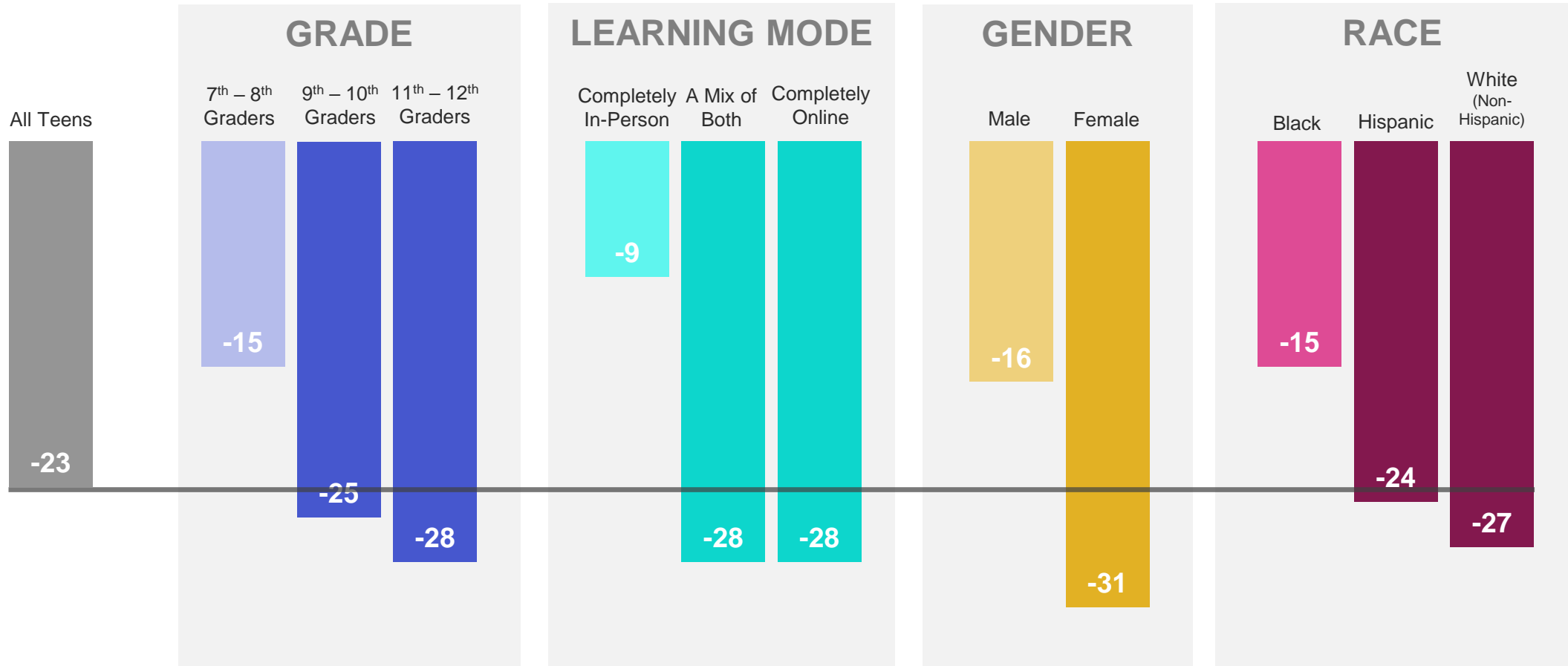
Since the coronavirus (COVID-19) pandemic started in March of 2020, how have each of the following changed for you? Select one per row.



High schoolers, females, Hispanics, Whites, and those not attending in-person classes have felt a greater negative impact from the pandemic compared to other groups.

Since the coronavirus (COVID-19) pandemic started in March of 2020, how have each of the following changed for you? Select one per row.

AVERAGE NET BETTER SCORE BY DEMOGRAPHIC

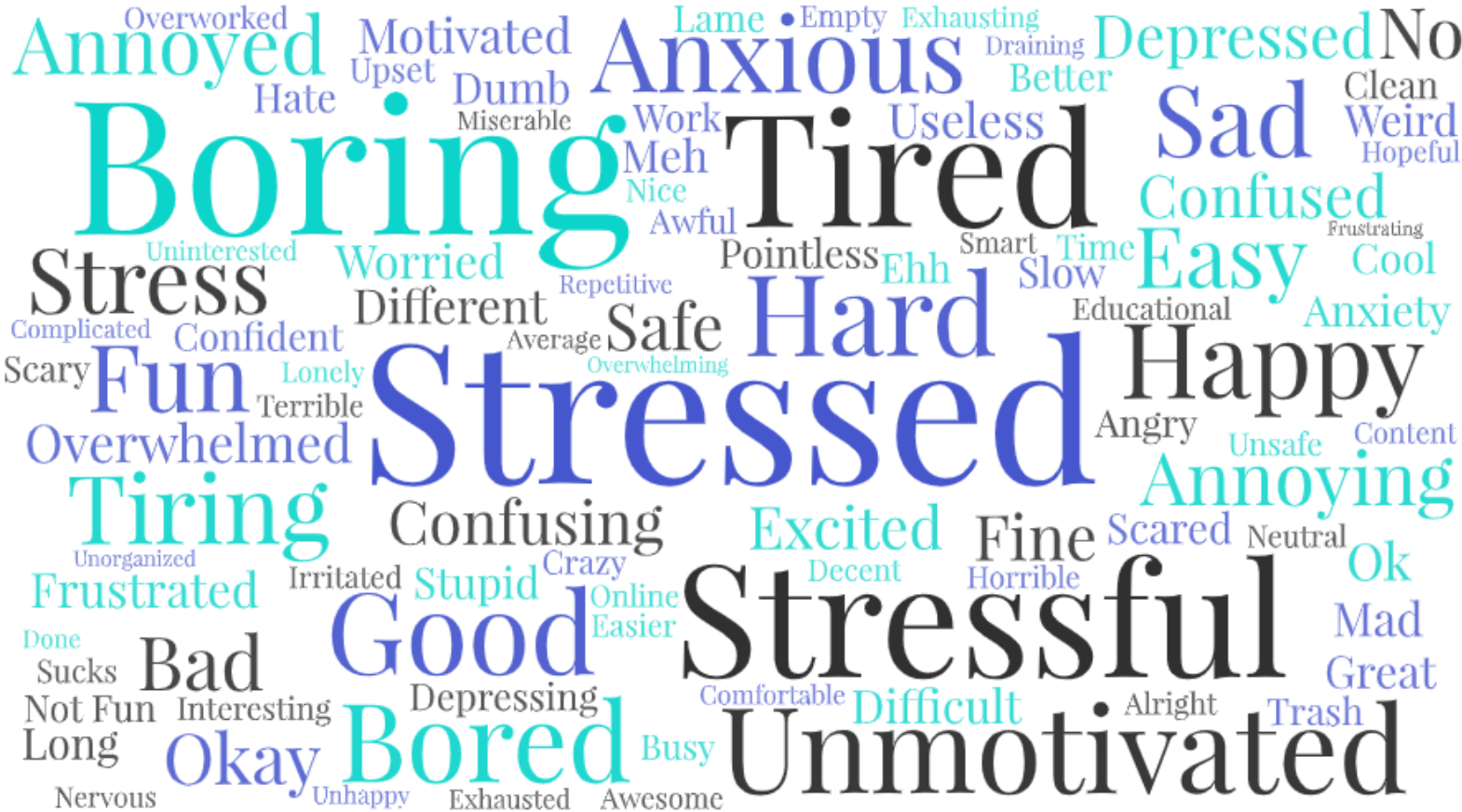


Many teens are feeling stressed, bored, tired and unmotivated about school.

What three words best describe how you feel about school right now?

TOP 5 EMOTIONS

- Stressed
- Boring
- Stressful
- Tired
- Unmotivated

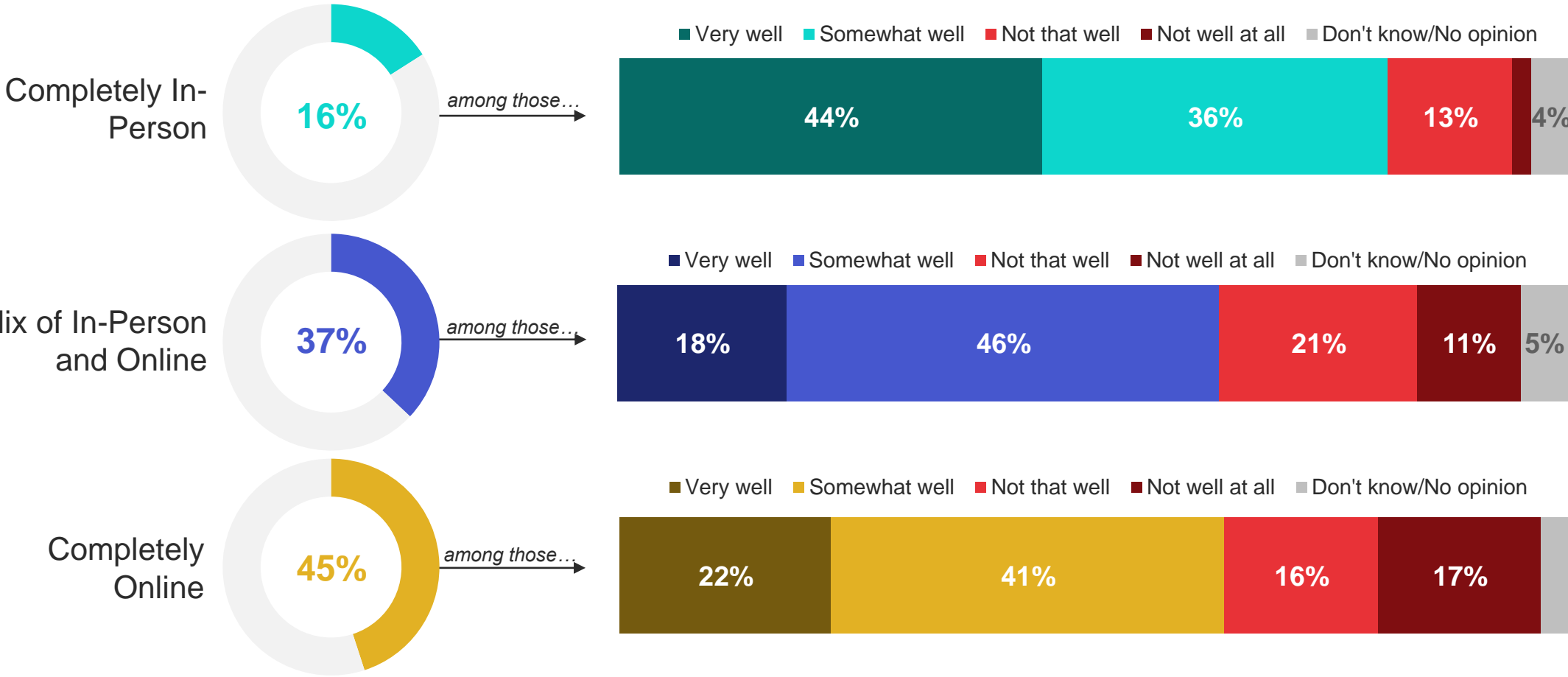


Those attending school in-person feel it's going better than those who are hybrid (mix of in-person and online) or attending classes only remotely and online.

Which of the following approaches is your school taking right now? In your opinion how is [CURRENT LEARNING MODE] going?

CURRENT LEARNING MODE

HOW WELL IT'S GOING



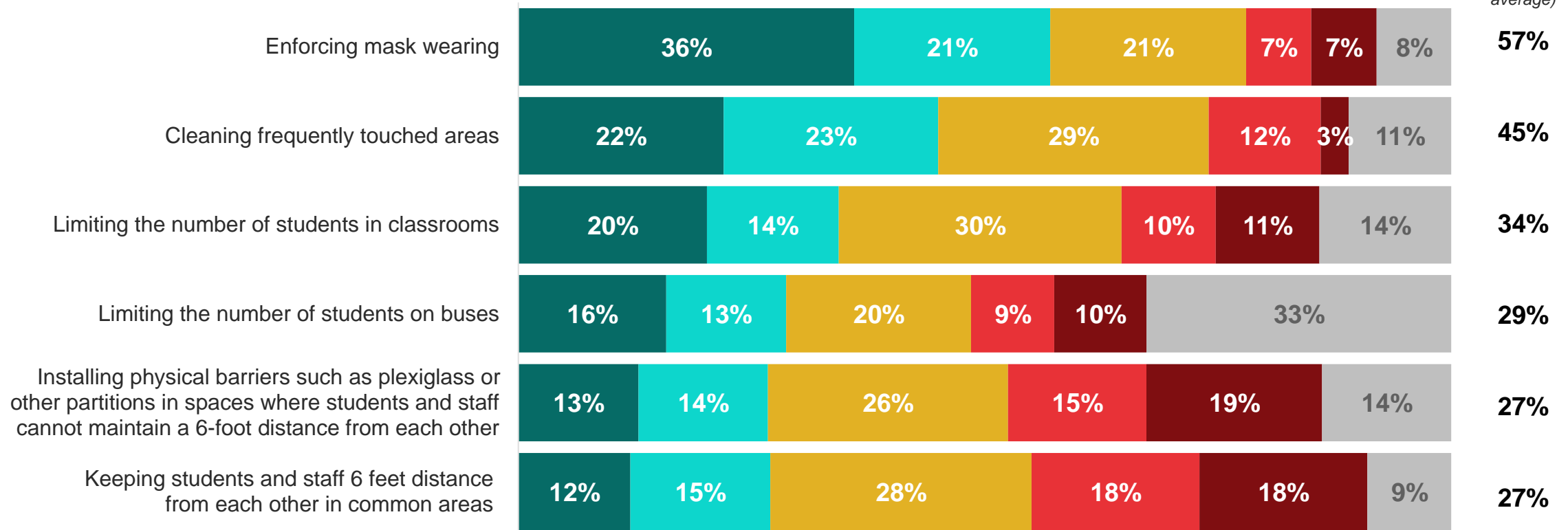
Teens feel that their schools are doing a good job of enforcing mask wearing but could improve across other COVID-19 guidelines.

How would you rate your school on each of the following when reopening for in-person classes? Select one per row.

Among those going to school full or part time in-person

■ Excellent
 ■ Above average
 ■ Average
 ■ Below average
 ■ Poor
 ■ Don't know/No opinion

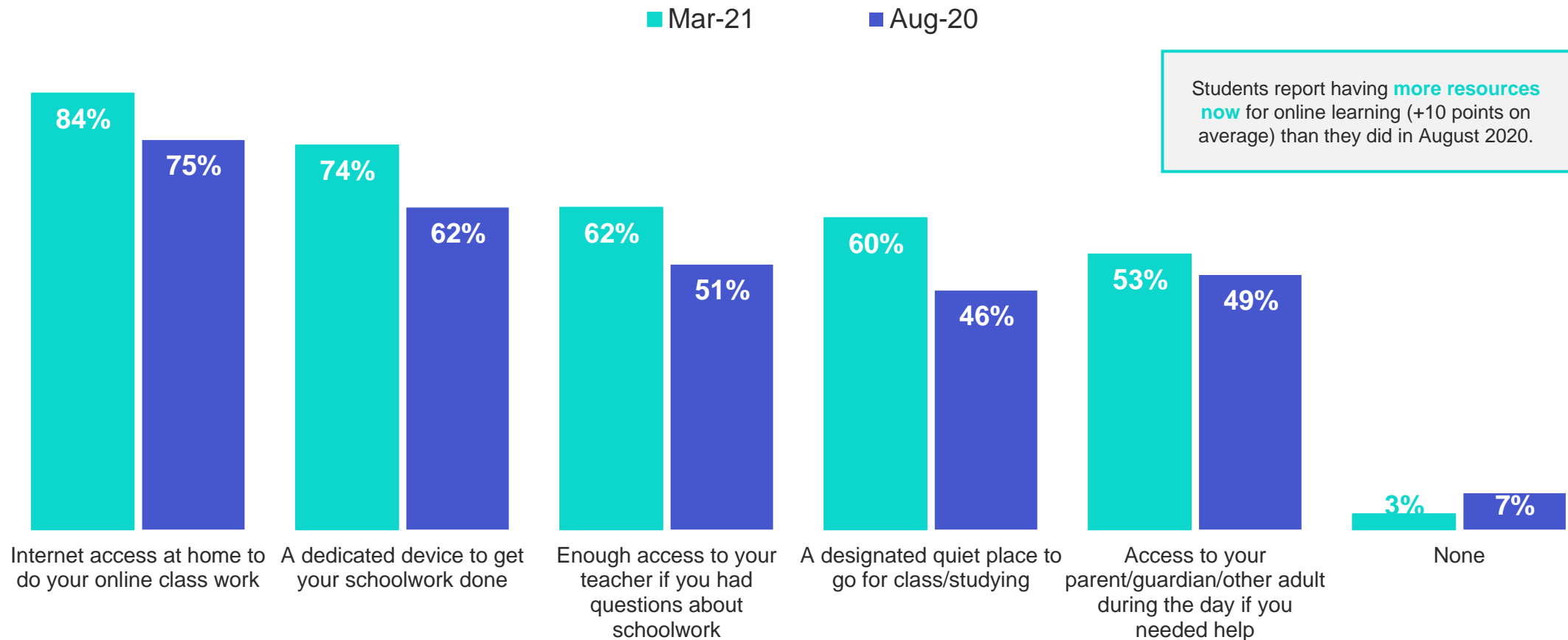
Total Above Average
(excellent + above average)



Significantly more Teens report having access to resources for online learning than they did in August 2020.

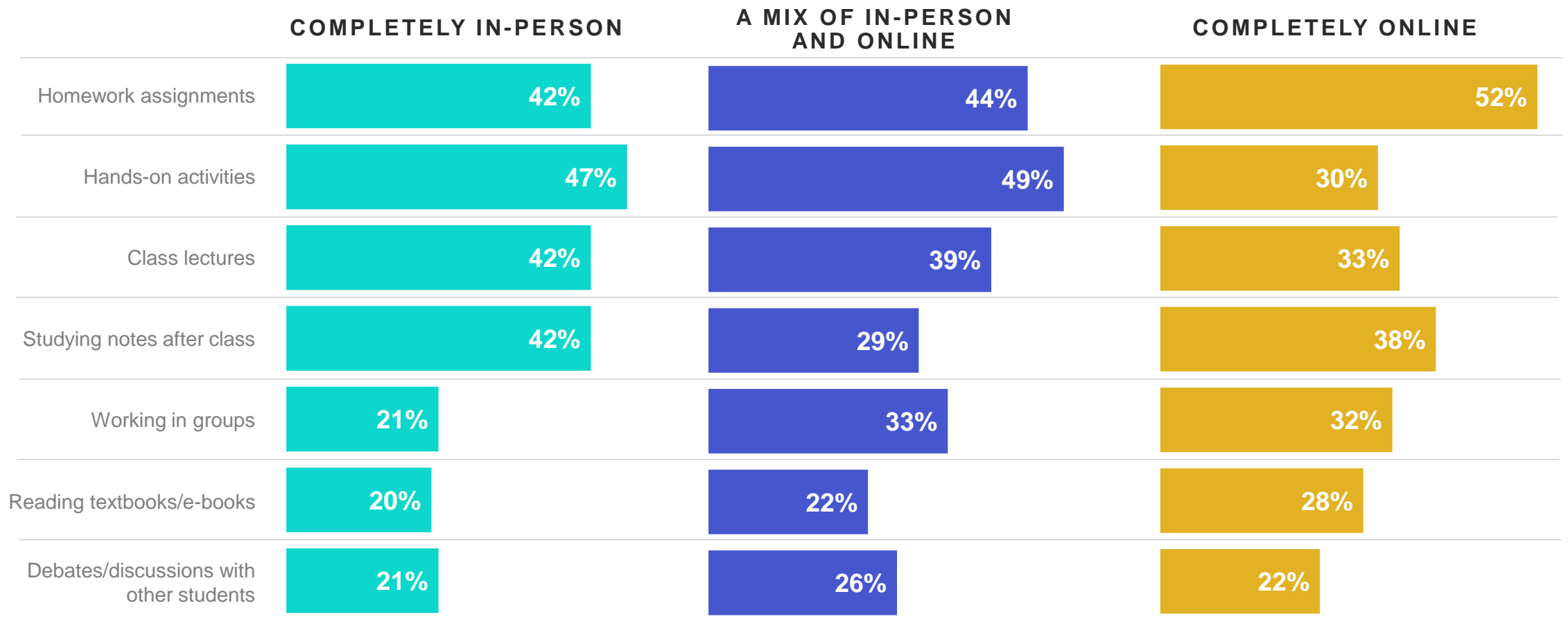
For virtual/remote learning right now, do you have...? Select all that apply.

Among those attending school full or part-time online



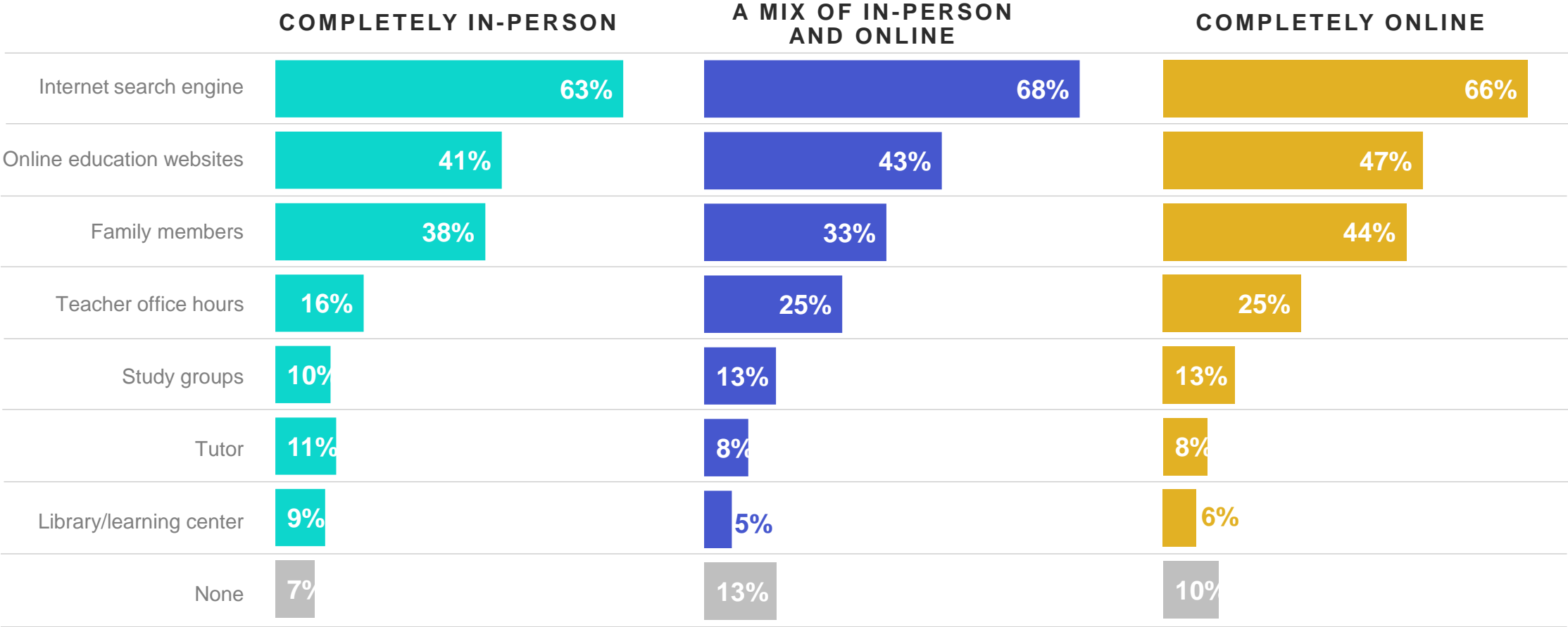
Students learning completely in-person are more likely say they learn best from hands-on activities. While those learning at least partially online point to homework assignments and working in groups.

Right now, how are you learning best in school? Select all that apply.



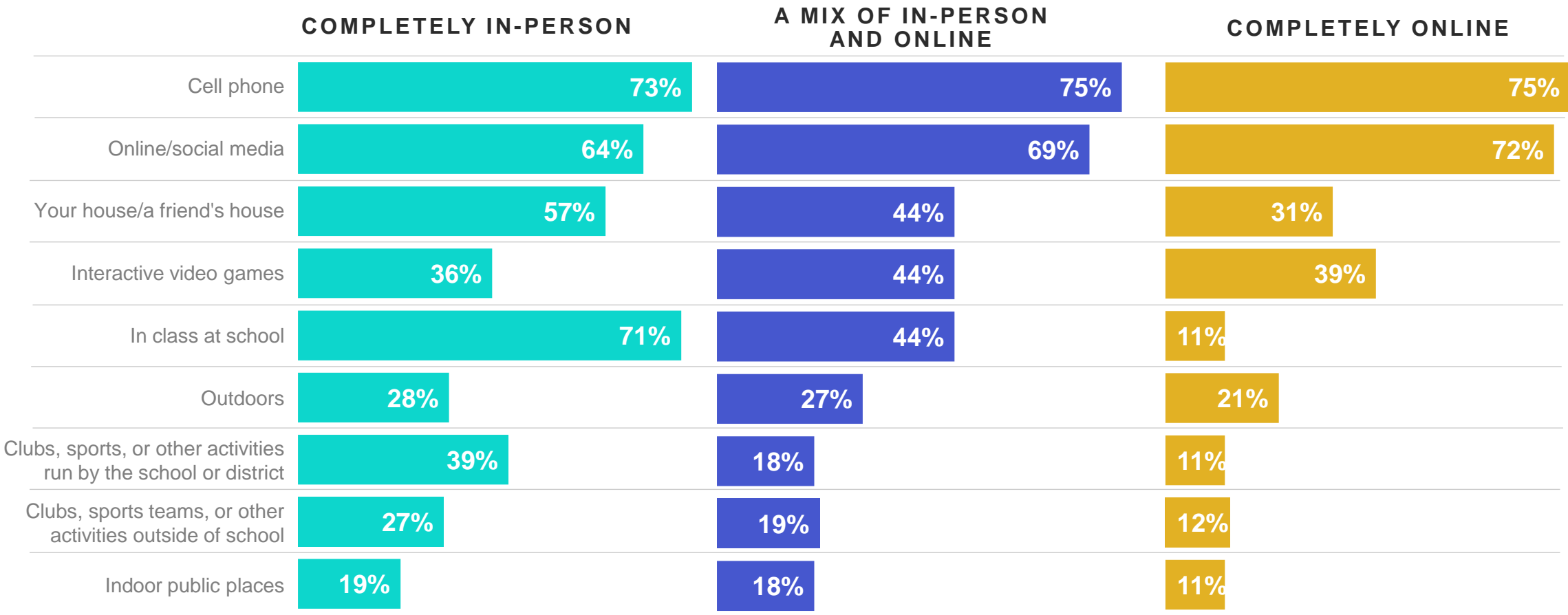
Regardless of learning mode students are utilizing search engines most to help them with schoolwork. At least one-third of students say they are relying on other family members or educational websites for help.

Right now, which of the following do you currently use to help you with schoolwork? Select all that apply.



Remote learners are heavily reliant on their phone and social media to connect with peers. Those learning in-person connect with their peers in a wider variety of ways.

Right now, where do you connect with friends and other students? Select all that apply.



CONTENTS

COVID-19 AND SCHOOLING

SCHOOL PREFERENCES

SOCIAL ISSUES

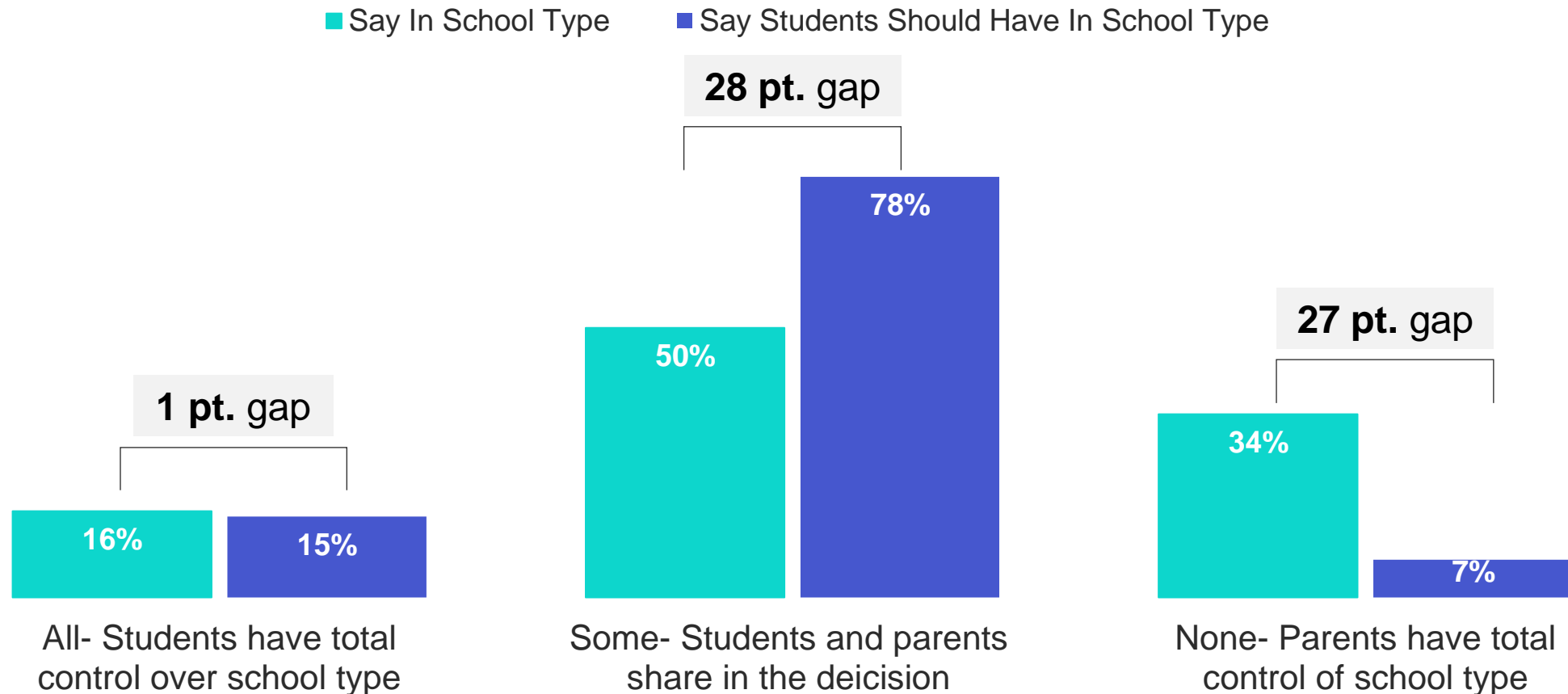
TECH + SOCIAL MEDIA

SURVEY PROFILE AND DEMOGRAPHICS



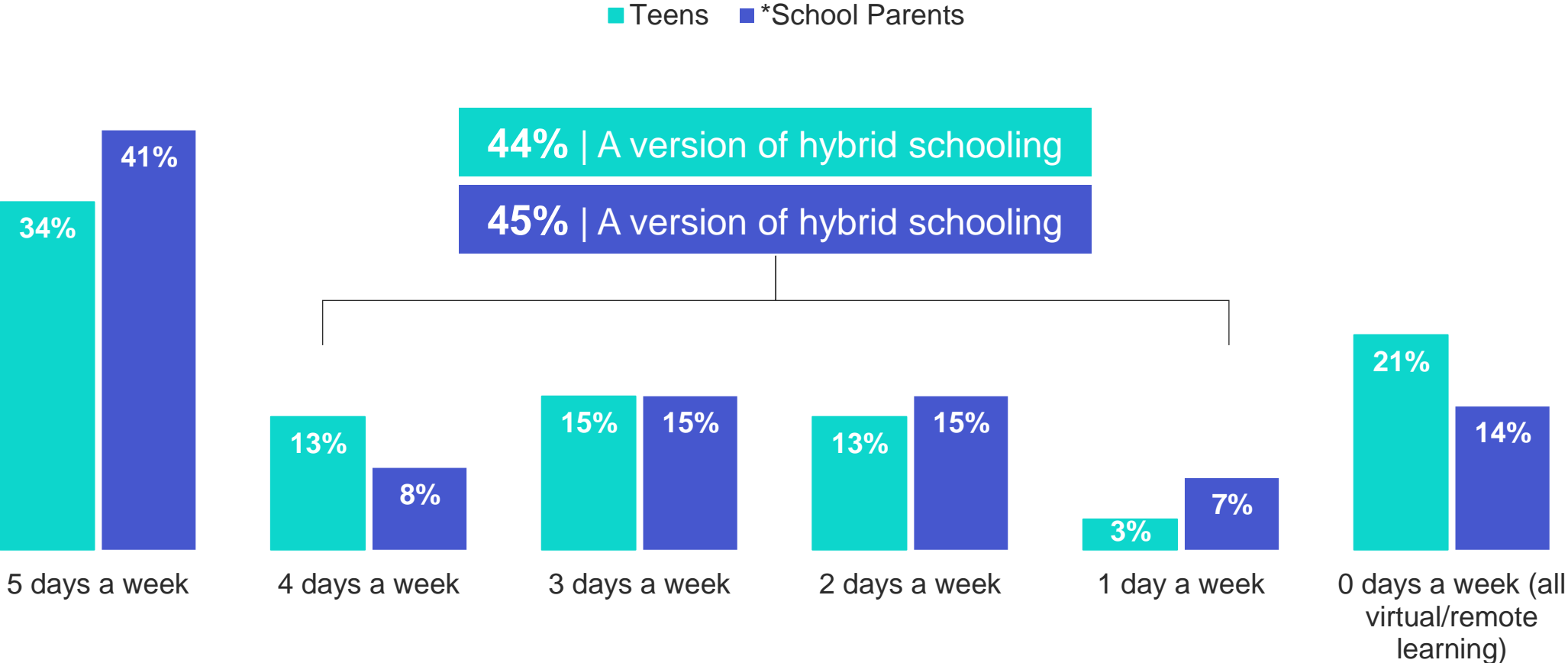
Teens feel they should at least have some say in the type of school they attend, however one-third state they had no say at all.

How much of a say did you have in the type of school you are attending this school year? How much of a say do you think students should have in the type of school they attend?



A plurality of teens and school parents feel that a hybrid approach to schooling is their preference following the pandemic.

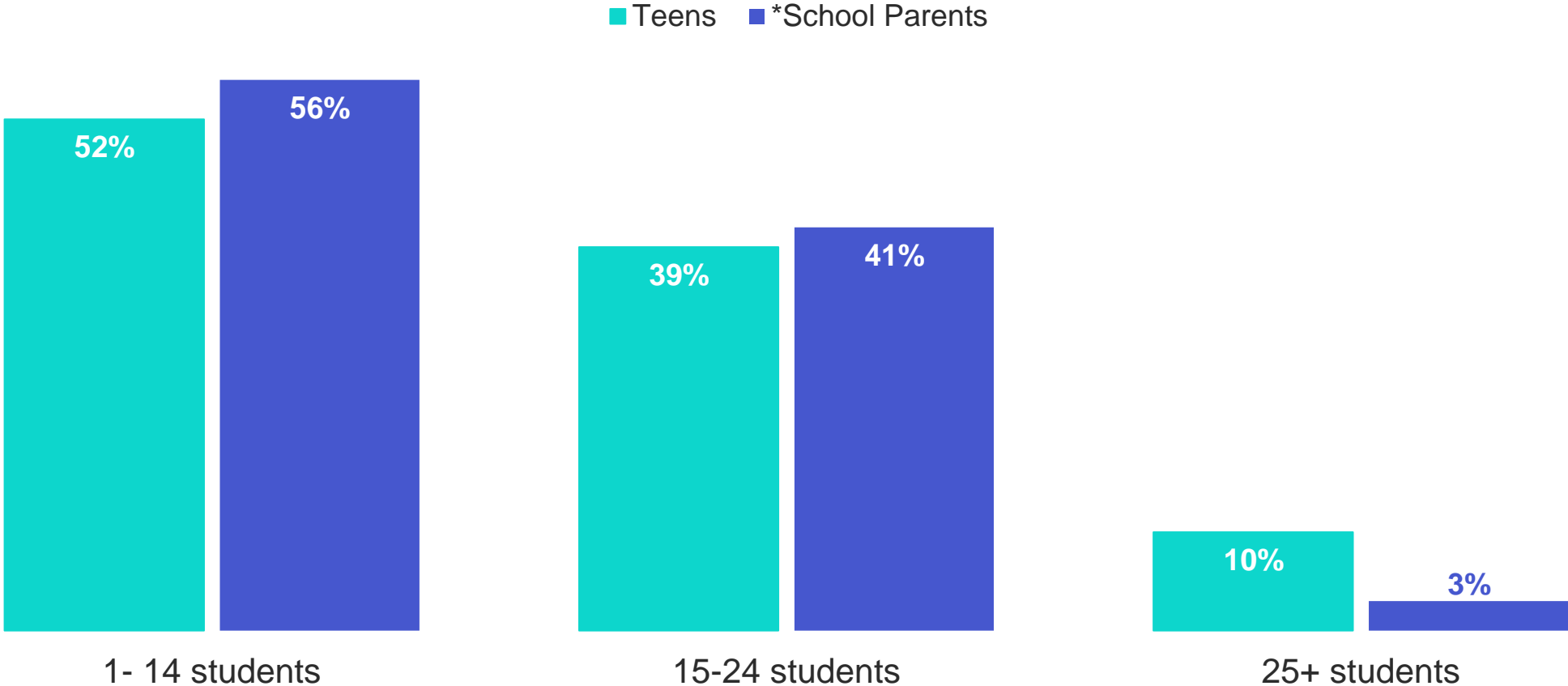
After the pandemic, if given the option, how many days per week would you like to attend classes in-person? After the pandemic, if given the option, to what extent would you prefer schooling to be scheduled each week at home with a parent or tutor to provide the best education for your child?



*Compared to School Parents Data from EdChoice February 2021 poll

Teens and school parents both prefer smaller class sizes.

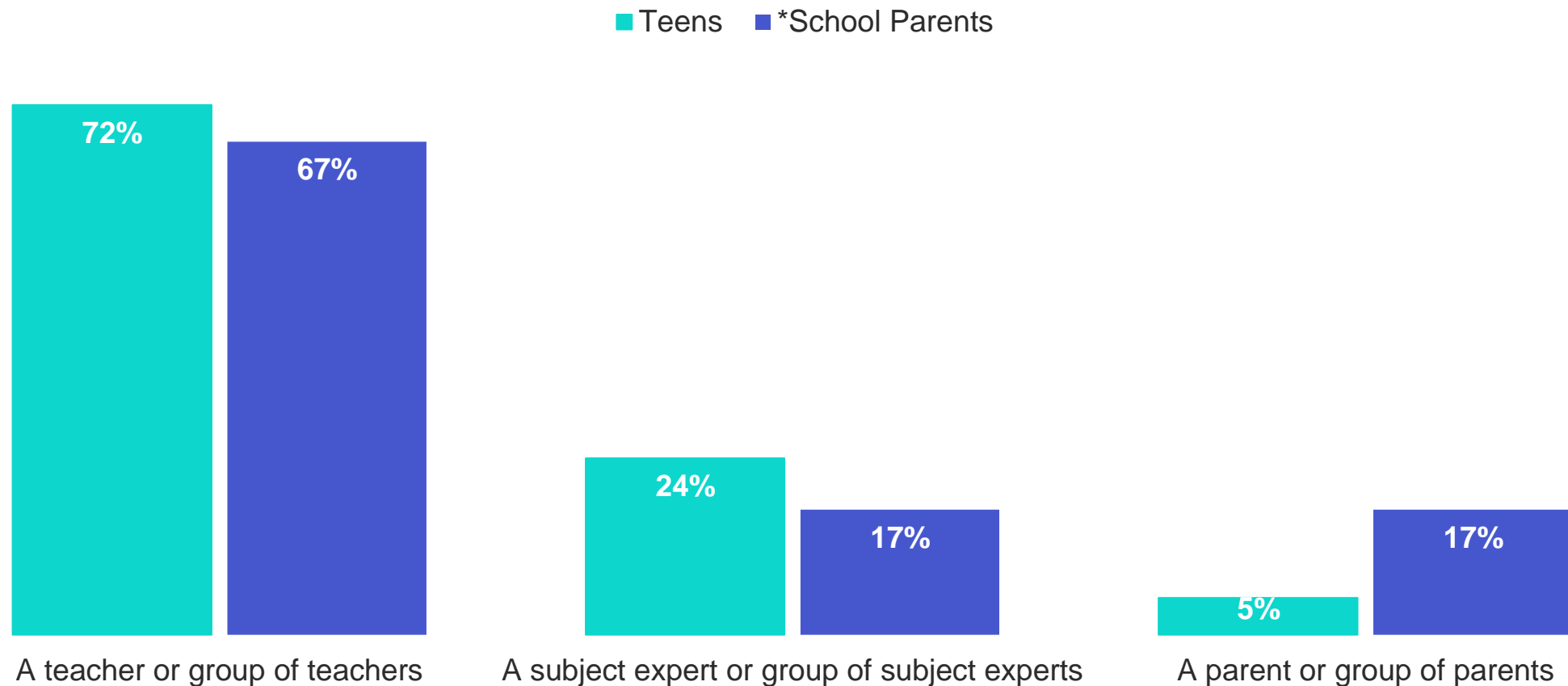
And, how many students would you want in your class? After the pandemic, if given the option, what size learning environment would you prefer to provide the best education for your child?



**Compared to School Parents Data from EdChoice January 2021 poll*

Both teens and school parents also prefer instruction provided by a teacher or group of teachers. Nearly 30 percent of teens said they would be fine with non-teachers as instructors.

And, who would you want to teach you? After the pandemic, if given the option, who would you prefer to provide the instruction to provide the best education for your child?



**Compared to School Parents Data from EdChoice February 2021 poll*

CONTENTS

COVID-19 AND SCHOOLING

SCHOOL PREFERENCES

SOCIAL ISSUES

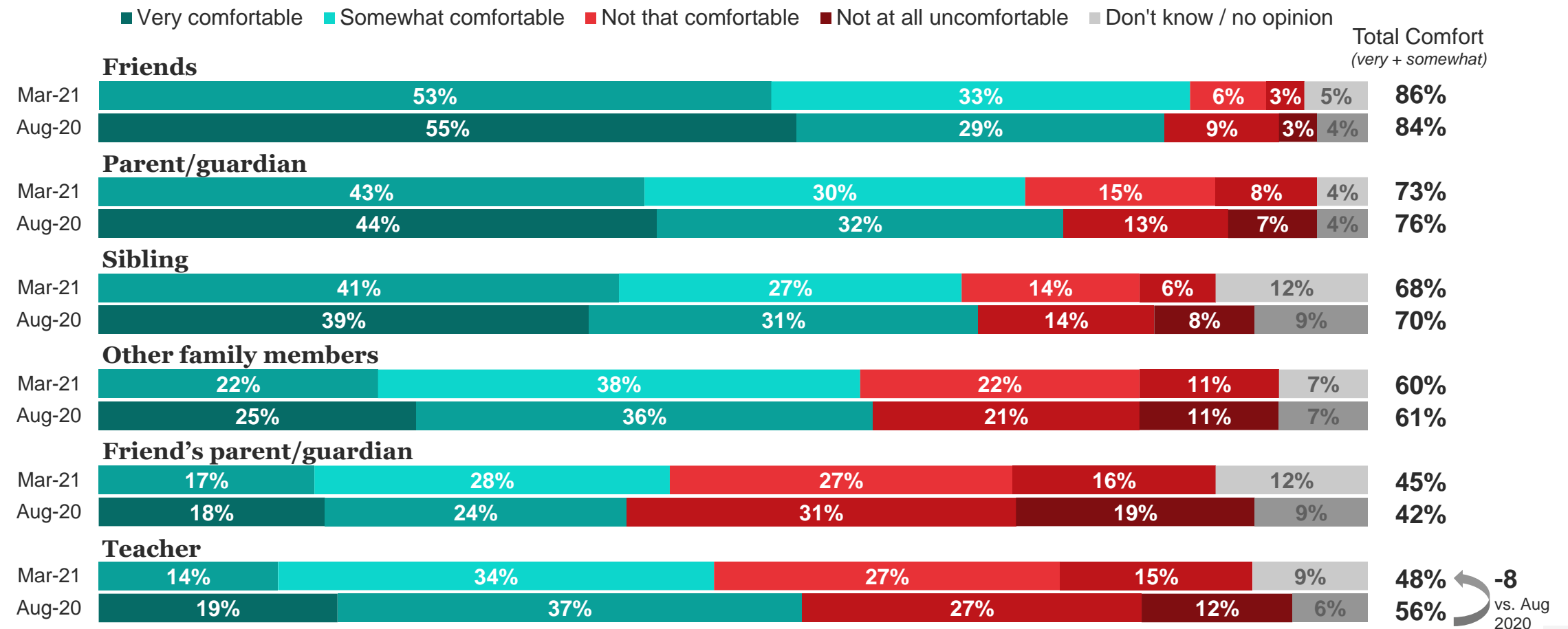
TECH + SOCIAL MEDIA

SURVEY PROFILE AND DEMOGRAPHICS



Teens remain most comfortable discussing current events with friends more than anyone else. They are also comfortable talking issues with family members. Teens have become less comfortable discussing current events with teachers since August 2020.

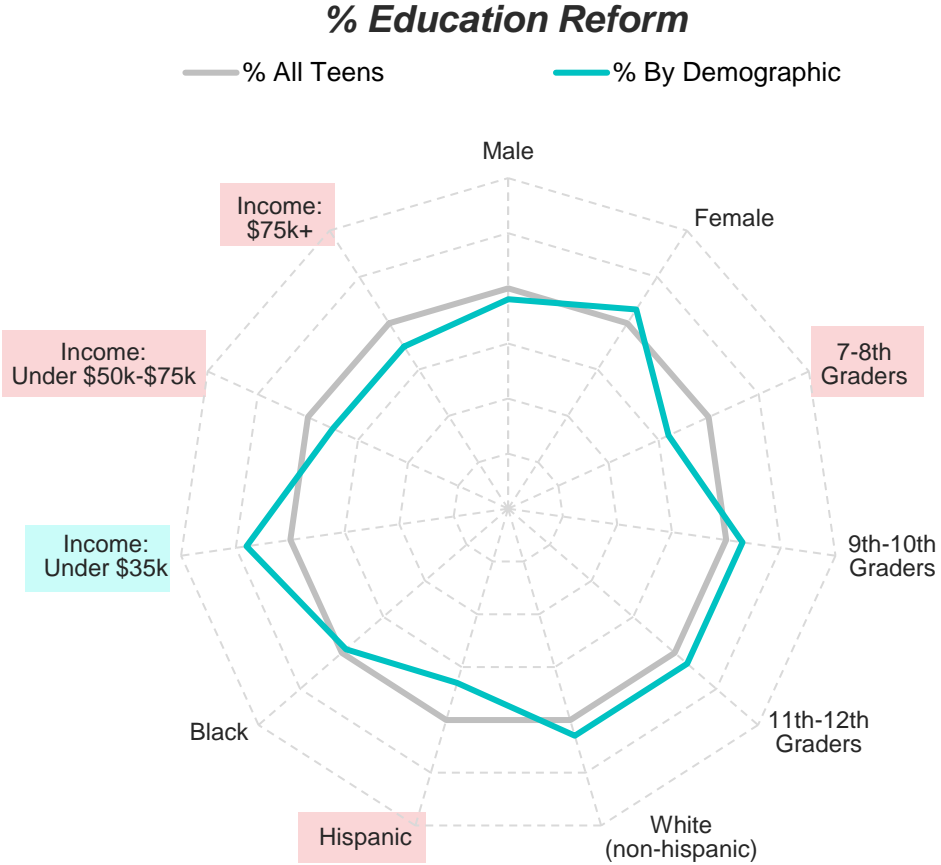
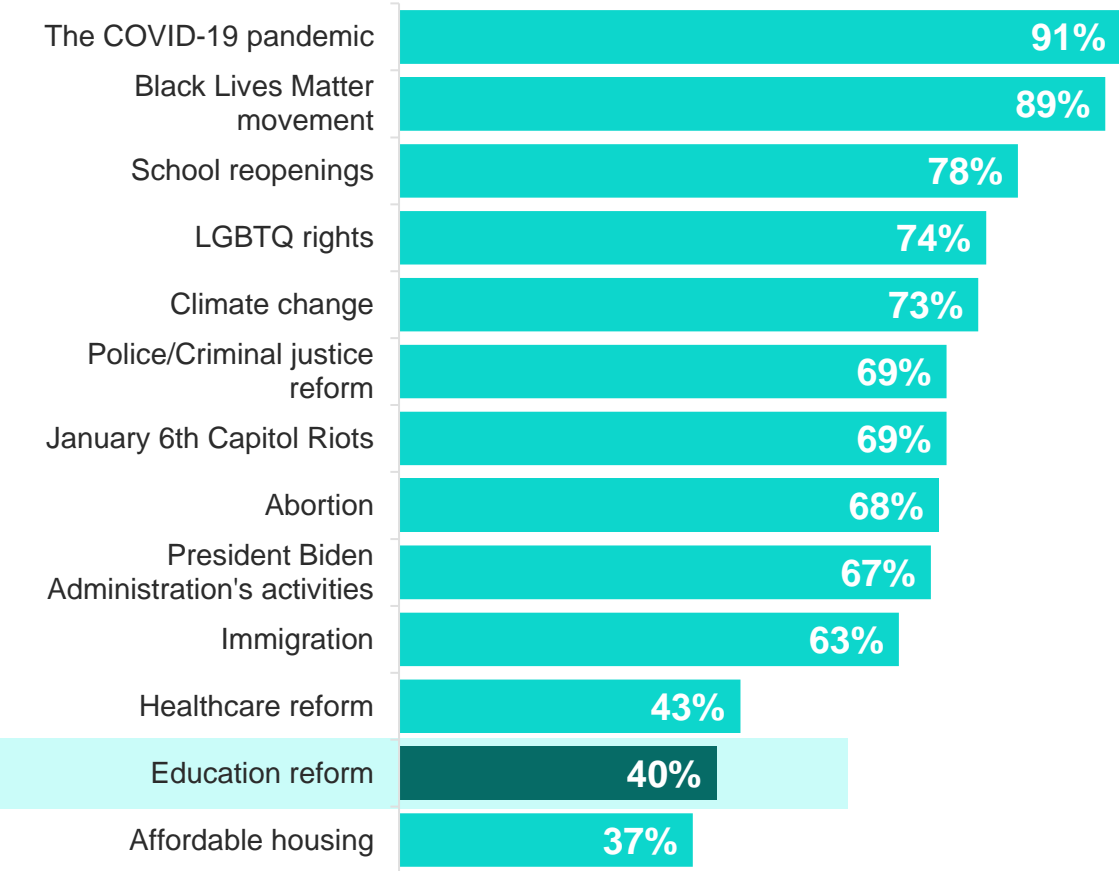
How comfortable are you discussing current events/social issues with each of the following? Select one per row.



-8
vs. Aug 2020

Less than half of teens are aware of education reform. But those in lower income households indicated more familiarity than other groups.

Which of the following have you read, seen, heard something about? Select all that apply.

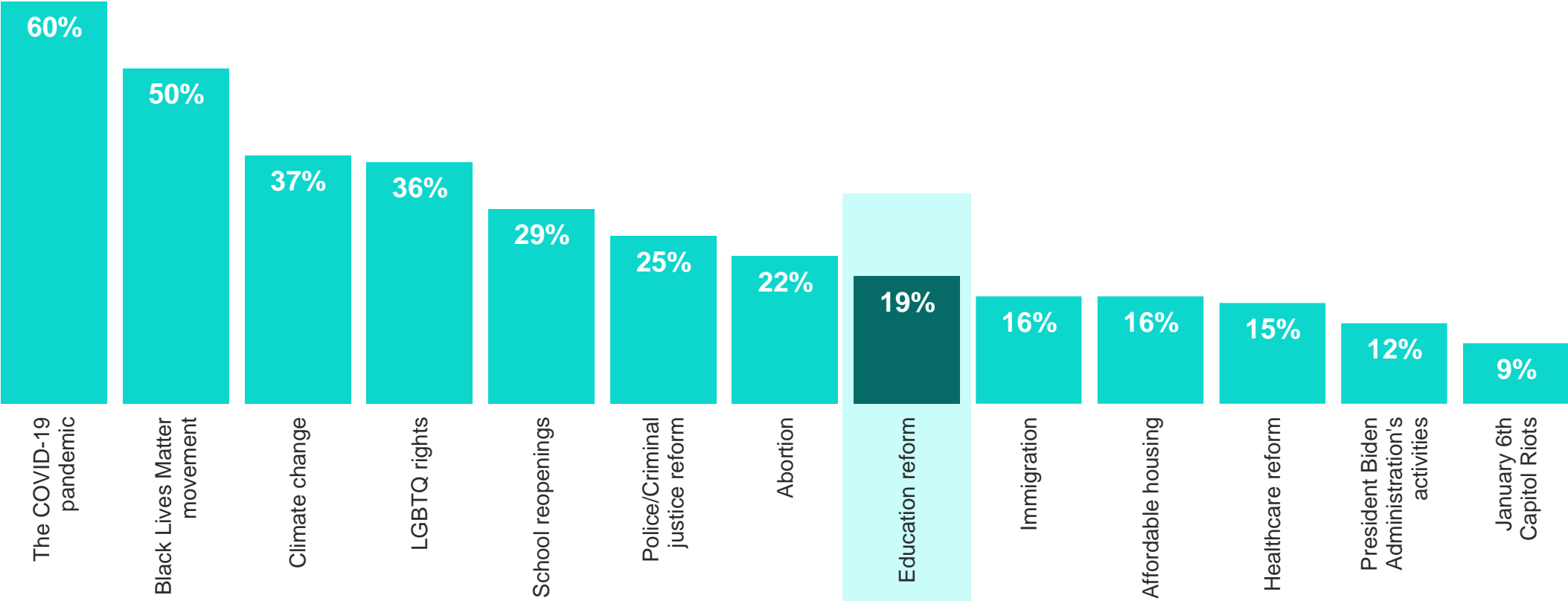


Blue shading indicates a demo that over indexes vs. total
 Red shading indicates a demo that under indexes vs. total

Among those familiar, one out of five teens say education reform is a priority issue – in the middle compared to other issues. Teens are most concerned with the COVID-19 pandemic, and about half prioritize the Black Lives Matter movement.

Which of these issues are most important to you? Select three.

Among those aware of each issue



|
CONTENTS

COVID-19 AND SCHOOLING

SCHOOL PREFERENCES

SOCIAL ISSUES

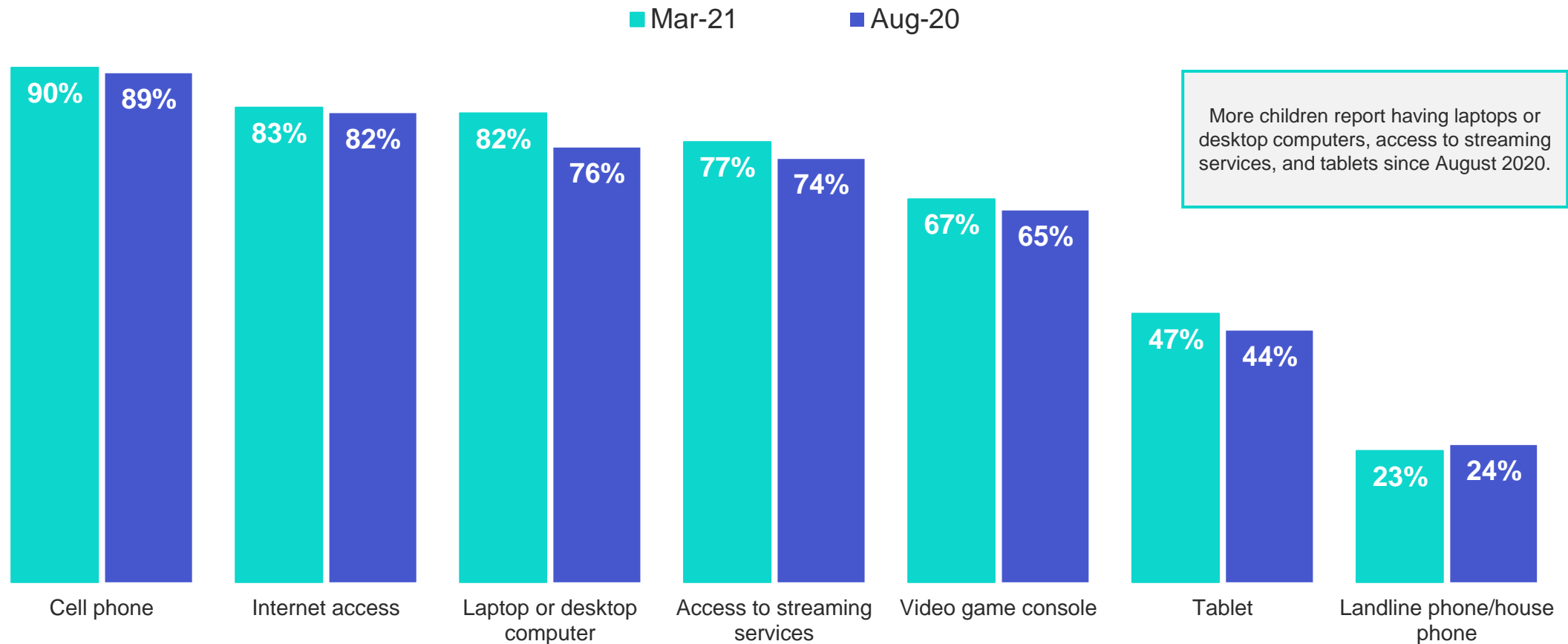
TECH + SOCIAL MEDIA

SURVEY PROFILE AND DEMOGRAPHICS



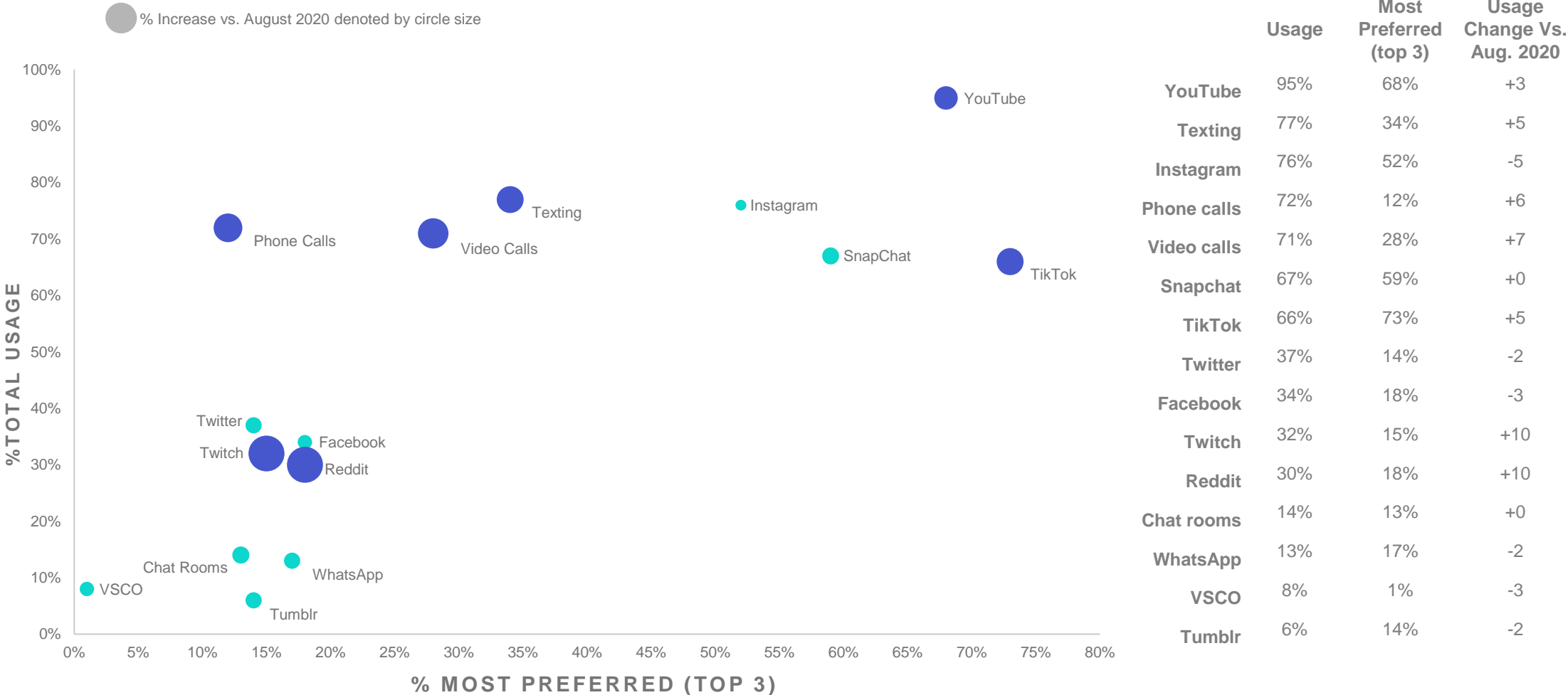
Large majorities of teens have a cell phone, internet access, and a laptop or desktop computer.

Which of the following do you have?



YouTube and TikTok are the most used and preferred social media platforms of teens. Twitch and Reddit usage have increased most since August 2020.

Which of the following do you use? Which 3 of the following do you use MOST OFTEN? Select up to 3 options.



*Increased +3 or more points **shaded dark blue** (margin of error = +/-3 percentage points)

|
AGENDA

COVID-19 AND SCHOOLING

SCHOOL PREFERENCES

SOCIAL ISSUES

TECH + SOCIAL MEDIA

SURVEY PROFILE AND DEMOGRAPHICS



Survey Profile, 1

Dates	February 22-24, 2021
Survey Data Collection & Quality Control	Morning Consult
Survey Sponsor	EdChoice
Population	Teens ages (13-17) <i>**NOTE survey done in August 2020 included 18-year-olds, all comparisons done in this survey are compared to August 2020 data rebased to remove the 18-year-olds.</i>
Sampling Frame	National sample of teens (age 13-17) living in the United States, including the District of Columbia
Sampling Method	Non-Probability
Mode	Online Survey
Language	English

Survey Profile, 2

Survey Time	Median = 9.04 minutes
Sample Size	Total, N = 1,000 Teens
Quotas	N/A
Weighting	Age, Race, Ethnicity, Gender, Census Region
Measure of Precision (adjusted for weighting)	± 4.07 percentage points
Participation Rate	21.98%
Methods Page	https://edchoice.morningconsultintelligence.com/methodology/
Project Contact	Paul DiPerna, paul@edchoice.org

Demographic Groups with Unweighted Sample Sizes

Demographics	Unweighted (N =)
Male	450
Female	550
7-8th Graders	85
9th-10th Graders	351
11th-12th Graders	547
Completely in-person learning	150
Completely online	453
Mix of in-person and online	374

Demographics	Unweighted (N =)
White (non-hispanic)	459
Hispanic	217
Black	189
Asian	96
Northeast	178
Midwest	210
South	390
West	222

Demographic Groups by Unweighted, Weighted, and Target Percentages

Demographics	Unweighted	Weighted	Target (%)
Age: 13	6%	21%	21%
Age: 14	10%	21%	21%
Age: 15	12%	20%	20%
Age: 16	33%	20%	20%
Age: 17	38%	19%	19%
Male	45%	51%	51%
Female	55%	49%	49%
White	46%	51%	51%
Hispanic	22%	25%	25%
Black	19%	13%	13%
Other	14%	11%	11%
Northeast	18%	16%	16%
Midwest	21%	21%	21%
South	39%	39%	39%
West	22%	24%	24%

WHO WE ARE

 **MORNING CONSULT**[®]

Morning Consult is a global data intelligence company delivering insights on what people think in real time.

By surveying tens of thousands across the globe every day, Morning Consult is unmatched in scale and speed: It determines the true measure of what people think and how their decisions impact business, politics and the economy.

Industry leaders rely on Morning Consult's proprietary technology and analysis for real-time intelligence to transform information into a competitive advantage.

 **CHOICE**

EdChoice is a 501(c)(3) nonprofit, nonpartisan organization. Our team is driven by the shared mission to advance freedom and choice in K-12 education where all families, regardless of race, origin or family income, are free to choose a learning environment—public or private, near or far, religious or secular—that works best for their children.

Learn more at: EDCHOICE.ORG





[MORNINGCONSULT.COM](https://morningconsult.com)